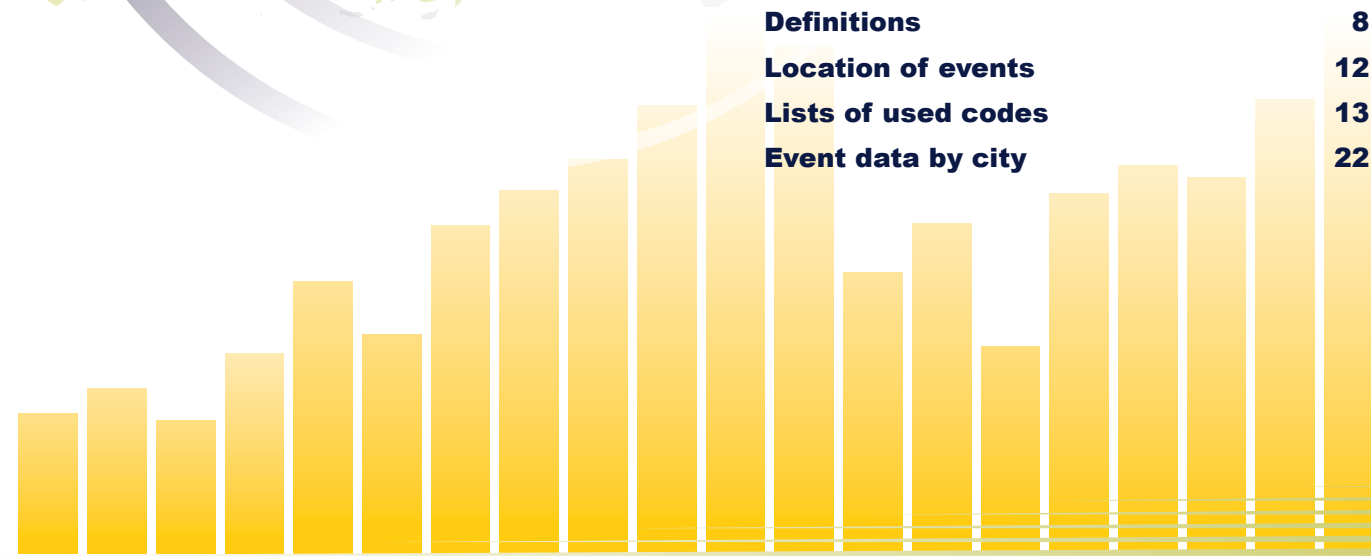


Euro Fair Statistics 2017



Euro Fair Statistics 2017



Facts about Euro Fair Statistics	4
Introduction	5
UFI message	6
Definitions	8
Location of events	12
Lists of used codes	13
Event data by city	22

Certified Key Figures of Exhibitions in Europe

- Austria*
- Belgium*
- Bulgaria*
- Croatia*
- Czech Republic*
- Finland*
- France*
- Germany*
- Hungary*
- Italy*
- Luxembourg*
- Moldavia*
- Monaco*
- Poland*
- Portugal*
- Romania*
- Russia*
- Slovenia*
- Spain*
- Sweden*
- Switzerland*
- The Netherlands*
- Turkey*
- Ukraine*

FACTS ABOUT EURO FAIR STATISTICS

The 2017 edition contains the certified statistics of 2 709 exhibitions from the following 24 countries:

Austria	19
Belgium.....	81
Bulgaria	5
Switzerland.....	132
Czech Republic	28
Germany.....	185
Spain	381
France	614
Croatia	5
Hungary.....	15
Italy.....	181
Luxembourg.....	5
Monaco.....	1
Moldavia	2
The Netherlands.....	102
Portugal	29
Poland	192
Romania.....	12
Russia.....	139
Sweden.....	23
Finland.....	59
Slovenia.....	1
Turkey.....	476
Ukraine	22

At these events, organized by 859 organizers, a total of 703 060 exhibitors, 75.9 million visitors and 27.6 million square metres of rented space were registered.

38% of the exhibitions were addressed to trade visitors, 31% to public visitors and 31% to both target groups.

UFI estimates that the audited events present in this report represents, in 2017, around 60% of the European exhibition market in terms of net space rented.

The breakdown of all the events by industry sector (provided by each partner) is presented in the table on the right. As almost 8% of all events had more than one industry sector mentioned, the cumulated % of the number of events reaches 108%.

Industry sector (UFI code)	Rented space		Number of events	
	sqm	%		%
Leisure, Hobby, Entertainment (3)	4 013 811	15%	549	20%
Agriculture, Forestry, Fishery (1)	2 759 112	10%	208	8%
Engineering, Industrial, Manufacturing, Machines, Instruments, Hardware (19)	2 092 531	8%	163	6%
Construction, Infrastructure (5)	1 973 980	7%	182	7%
Food and Beverage, Hospitality (2)	1 962 229	7%	225	8%
General (27)	1 876 251	7%	144	5%
Furniture, Interior design (12)	1 604 133	6%	113	4%
Automobiles, Motorcycles (16)	1 451 654	5%	88	3%
Textiles, Apparel, Fashion (25)	1 421 594	5%	154	6%
Premium, Household, Gifts, Toys (13)	1 280 367	5%	136	5%
Transport, Logistics, Maritime (26)	1 018 702	4%	78	3%
Health, Medical Equipment (22)	963 533	3%	118	4%
Business Services, retail (4)	884 053	3%	155	6%
IT and Telecommunications (21)	799 371	3%	89	3%
Jewelry, Watch & Accessories (24)	451 893	2%	50	2%
Security, Fire Safety, Defense (7)	380 878	1%	41	2%
Travel (6)	331 826	1%	37	1%
Education (8)	320 398	1%	105	4%
Beauty, Cosmetics (14)	310 244	1,1%	49	2%
Energy, Oil, Gas (9)	308 268	1,1%	45	2%
Electronics, Components (18)	296 954	1,1%	27	1%
Environmental Protection (10)	249 631	less than 1%	59	2%
Chemistry (17)	242 026	less than 1%	38	1%
Aviation, Aerospace (20)	183 584	less than 1%	6	less than 1%
Real Estate (15)	171 201	less than 1%	47	2%
Printing , Packaging (11)	122 173	less than 1%	19	less than 1%
Optics (23)	114 835	less than 1%	4	less than 1%

INTRODUCTION

Exhibitions play a vital role in today's business world.

It is therefore of fundamental importance that customers have access to reliable exhibition data.

This report includes the data provided by the 14 bodies mentioned below who certify that the statistics contained in this report have been issued according to the definitions outlined hereafter.

Further information is available by contacting each organization directly directly (contact details are provided on page 7).




Sergei Alexeev
President of the Russian Union
of Exhibitions and Fairs



Emile de Cartier
President of FEBELUX,
Belgium & Luxembourg



Klaus Dittrich
President of FKM, Germany



Xabier Basañez Llantada
President of AFE, Spain



Andrzej Mochon
CENTREX Chairman



Benedikt Binder-Krieglstein
President of FKM Austria



Cengiz Delibaş
Deputy Secretary General,
UCCET, Turkey



Mikael Jansson
President of SFC,
Sweden



Ettore Riello
Chairman, Italian Exhibition
and Trade Fair Association



Riemer Rijpkema
Director of CLC-VECTA Centrum voor Live
Communication, The Netherlands




Eugen Bruner
EXPO EVENT
Swiss LiveCom Association



Pedro Aleixo Dias
BDO & Associados, Portugal



Frédéric Jouët
Président UNIMEV, France



Anni Vepsäläinen
Chairman of The Association of Trade Fair
and Event Organisers

UFI MESSAGE

UFI, the Global Association of the Exhibition Industry is happy to present the tenth UFI edition of this report.

Our goal is continuously to develop the geographical scope of this project and an important step was taken five years ago with the inclusion of certified data, in addition to audited data.

Due to the different levels of development and global diversity, methods may vary slightly from country to country but all the national bodies who have taken part in this study guarantee the quality of the statistics they have provided.

UFI strongly believes that auditing should, wherever possible, be done in a consistent manner to make figures comparable and audited events are identified as such in this report with the name of the auditor.

UFI continues to play an important role in developing a basic minimum standard for the industry including the publication and implementation of "UFI's Auditing Rules for UFI Approved Events". The latter are identified in the report.

If you have any questions or comments, please contact Christian Druart at chris@ufi.org.

Paris, September 2018

Kai Hattendorf
UFI Managing Director



() The "UFI Approved Event" label is given to exhibitions organized by UFI members after a quality assessment.
In 2018, UFI approves around 1 000 international events.*



UFI is the leading global association of the world's tradeshow organisers and exhibition centre operators, as well as the major national and international exhibition associations, and selected partners of the exhibition industry.

UFI's main goal is to represent, promote and support the business interests of its members and the exhibition industry. UFI directly represents around 50,000 exhibition industry employees globally, and also works closely with its 60 national and regional association members. 781 member organisations in 89 countries around the world are presently signed up as members.

Around 1 000 international trade fairs proudly bear the UFI approved label, a quality guarantee for visitors and exhibitors alike.

UFI members continue to provide the international business community with a unique marketing media aimed at developing outstanding face-to-face business opportunities.

UFI Headquarters

17 rue Louise Michel
92300 Levallois-Perret, France
+33 (0)1 46 39 75 00

www.ufi.org

THE FIGURES LISTED IN THIS REPORT HAVE BEEN PROVIDED BY:

AEFI – Associazione Esposizioni e Fiere italiane

Via Emilia, 155 47921 Rimini, Italy
+39 (0541) 744 229
info@aefi.it
www.aefi.it

AFE - Asociación de Ferias Españolas

CAMARA DE COMERCIO DE ESPAÑA
C/ Ribera del Loira 12
Primera Planta
E-28042 Madrid, Spain
+ 34 680214893
jpuchalt@afe.es
www.afe.es

Association for Voluntary Control of Fair Statistics (FKM-Austria)

Messeplatz 1
A-1021 Vienna, Austria
+43 (1) 72 72 00
info@messe.at
www.messe.at

BDO & Associados

Avenida da Republica 50–10°
P-1069-211 Lisbon, Portugal
+351 2 17 99 04 20
Pedro.Dias@bdo.pt
www.bdo.pt

CENTREX – International Exhibition Statistics Union

Albertirsai út 10.
H-1101 Budapest, Hungary
+36 30 619 7646, +36 30 948 5124
info@centrexstat.org
www.centrexstat.org

CLC-VECTA

De Corridor 5C
3621 ZA Breukelen
The Netherlands
+31 (0)346 - 352 444
info@clcvecta.nl
www.clcvecta.nl

EXPO EVENT Swiss LiveCom Association

Kapellenstrasse 14
CH - 3001 Bern
+41 58 796 99 54
info@expo-event.ch
www.expo-event.ch

FEBELUX

c/o BRUSSELS EXPO
Place de Belgique 1
1020 Bruxelles
+32 484 056 688
info@febelux.com
www.febelux.com

Russian Union of Exhibitions and Fairs (RUEF)

13, Sovnarkomovskaya St., box 1080,
Nizhny Novgorod, 603950, Russia
+7 (831) 277 56 80
info@ruef.ru
www.ruef.ru

Scandinavian Fair Control (SFC)

Elmiavägen 11
S-554 54 Jönköping
+46 36 34 62 30
info@fairlink.se
www.fairlink.se

Society for Voluntary Control of Fair and Exhibition Statistics (FKM)

Littenstrasse 9
10179 Berlin, Germany
+49 (30) 2 40 00-0
info@fkm.de
www.fkm.de

The Association of Trade Fair and Event Organisers

c/o Messukeskus, Helsinki Expo and Convention Center
P.O.Box 21, FI-00521 Helsinki, Finland
+358 40 450 3250
Reija.kononen@messukeskus.com
<https://messutsuomessa.fi/>

UNIMEV – OJS department (France)

11, Rue Friant
F-75014 Paris, France
+33 (1) 53 90 20 12
ojs@unimev.fr
www.ojs.fr

Union of Chambers and Commodity Exchanges of Turkey (UC CET)

Dumlupınar Bulvarı No:252 (Eskişehir Yolu 9. Km.)
06530 / Ankara, Turkey
+90 (312) 218 22 82
info@tobb.org.tr
www.tobb.org.tr

DEFINITIONS

AFE Spanish Trade Fair Association (Spain)

Space

The amount of exhibition space let is divided into hall areas and open-air areas, and is also differentiated between Spanish and foreign exhibitors. Special shows include stands, displays and demonstrations which deal with the general concept, or specific themes, of an exhibition but are independent of the exhibitors.

Exhibitors

Direct exhibitors: Exhibitors occupying their own stands who receive bills from the exhibition organiser which are settled directly. Indirect exhibitors (or firms represented): Exhibitors which do not have own stands, but present products on direct-exhibitor stands. In the case of group or collective participation, the different exhibitors are considered direct where they occupy an area of at least 9 m². Exhibitors occupying a space of less than 9 m² are considered indirect.

Visitors

Identified visitors: number of visitors who go into the exhibition and whose data are managed and kept by the organizer.

Other tickets: these figures include sold tickets and controlled invitations that allow the access to the exhibition and their use can be verified.

Total visitors means identified visitors plus other tickets.

Invitations (or free access): are the number of additional visits that the organizer estimates and declares without any possibility to check those figures.

ATFEO (Finland) & SFC (Sweden)

Space

The total rented space of an event refers to the area used by and paid for by the exhibitors. A distinction is made between hall space and open air space. Areas given free of charge to exhibitors are not counted.

Exhibitors

An exhibitor with his own stand (direct exhibitor) is one who has obtained a contract for an exhibition stand in its entirety, or who uses a specified, clearly delineated portion of an exhibition stand using his own personnel to promote goods or services.

A represented firm (indirect exhibitor) is one whose products or services are offered through a direct exhibitor. The number of exhibitors with their own stands may not be added to the number of represented firms, except when evident.

Visitors

The number of visitors is the sum of paid entries, invitation cards used, and other used tickets which can have been obtained by conference visitors who have had access to the trade fair grounds. A visitor who visits a trade fair over a period of many days is counted once a day. Exhibitor, press, service and personnel cards and passes are not counted.

BDO & Associados (Portugal)

Space

The total rented space includes both hall space and open-air space contracted by the exhibitors, whether it is paid or unpaid, and it corresponds to the number of square meters effectively occupied by them.

The rented space is divided into national and foreign in accordance with the exhibitor classification.

Exhibitors

The main exhibitor is the entity contracting directly with the organizer. Co-exhibitor is the entity which presents its products/services on the main exhibitor's stand with its own staff.

A represented company is one who is not present with their own staff, and whose products or services are present on a main exhibitor's or co-exhibitor's stand. These represented companies are excluded from the calculation of the total number of exhibitors.

Visitors

Any person entering the fair/trade show during its official opening hours who presents at control access either a ticket or a card proving payment on the entrance fee or an invitation card is considered as visitor. Visitors exclude the staff of exhibitors, services providers and organizers.

The visitor whose address is located in another European or Third country is considered as foreign visitor.

An additional visit, to be verified as made on a different day from the first visit is considered as a repeat visit.

The figures presented in the Euro Fair Statistics brochure concern the number of total visits: total number of visitors plus the total number of repeat visits.

DEFINITIONS

CENTREX (Bulgaria, Czech Republic, Hungary, Poland, Romania & Ukraine)

Space

The rented space is divided up in hall space and open-air space which is rented / contracted by exhibitors.

International incorporates space rented by foreign and multinational companies.

Exhibitors

An exhibitor with his own stand (direct exhibitor) is one who occupies a stand for his company receives the bill from the exhibition organiser and settles it directly. A represented firm (indirect exhibitor) is one who does not have a stand of his own, but presents his products on a stand of a direct exhibitor. Co-exhibitors at an exhibitor's stand or participants at a collective stand are also considered as exhibitors for statistical purposes if they exhibit their own goods employing their own personnel on the exhibitor's stand or at a common stand organised by a collective stand organiser and their autonomy can be undoubtedly recognized even without physical separation. These companies are considered as exhibitors regardless that the invoice is being issued on the exhibitor or on a collective stand organiser. The nature of the participation and the identity of each exhibitor at the stand should be very clear from the application form sent to the exhibition organizer.

Nationality of the exhibitor/co-exhibitor: foreign exhibitors and multinational companies are integrated under heading as international exhibitors (as well as space).

Visitors

The number of visitors is calculated on evidence. The number of paying visitors is established through financial evidence: number of sold tickets (prepaid or on the spot) and number of tickets/entry passes paid by the exhibitor or a third party. Visitors with paid passes for a given period are calculated on the basis of a financially reasonable minimum number of uses of the pass. 4 visitors are counted for each family ticket sold. For persons arriving with vouchers, registration cards or similar valid free passes, tickets can be counted as visitors only if evidence is available.

The number of foreign visitors is established either by tickets sold through special pre-registration means, or filled in-registration cards with evidence of the foreign origin of the visitor or through representative visitor surveys.

CLC-VECTA (The Netherlands)

Space

Net exhibition space: sum of booth space and any space utilized by the organizer for features that have a direct relation to the theme of the exhibition.

Exhibitors

Exhibitor entity that displays products or services accepted by the organizer, with personnel present at the exhibition, including main exhibitors and co-exhibitors.

Visitors

A visitor is a person who visits an event once or several times during the days when the event/ the trade fair ground is open for persons in possession of an entry ticket.

A visitor is:

- A person who obtained an entry ticket during the duration of the event.
- A person who obtained an entry ticket during the period of pre-registration and visited the event/ the trade fair ground at least once during the duration of the event.
- A person who obtained a complimentary entry ticket and visited the event/ the trade fair ground at least once during the duration of the event.
- A person who is in the possession of an annual season ticket and visited the event/ the trade fair ground at least once during the duration of the event.
- A person who is in the possession of a press ticket and visited the event/ the trade fair ground at least once during the duration of the event.

Exhibitor, organizer, service and personnel cards and passes are not counted.

EXPO EVENT Swiss LiveCom Association

Space

The space is divided into hall areas and open-air areas. This space is the surface occupied by the exhibitors and it also includes the "special show" areas utilized by the organizer for features which have a direct relation to the theme of the exhibition.

Exhibitors

Exhibitor entity that displays products or services accepted by the organizer, with personnel present at the exhibition, including main exhibitors and co-exhibitors.

Visitors

The attendance figure is calculated by counting the number of admissions to the exhibition. The number of admissions per day can for example be determined by using an electronic entry monitoring system ; admission of a visitor shall be counted a maximum of once per day.

FEBELUX (Belgium, Luxembourg)

Space

The space is divided into hall areas and open-air areas. This space is the surface occupied by the exhibitors and it also includes the "special show" areas utilized by the organizer for features which have a direct relation to the theme of the exhibition.

Exhibitors

Direct exhibitors: companies or organizations in touch with the organizer, who pay for their participation or agree on a commercial deal with the organizer in order to be present during the exhibition. The exhibitor owns a booth, and can sell products from different companies. Those companies offer goods or services via their personnel from their own exhibitor stand area, via a booth.

Indirect exhibitors: represented organizations or companies that are not present with their own staff, and whose products or services are present on a direct exhibitor's booth.

Visitors

Attendance figures are calculated based on the number of admissions at the exhibition venue during its official opening hours. The visitor owns an entrance ticket (includes VIP card) or bought a ticket through the preregistration system.

2 systems of admission:

- by an electronic monitoring system
- by retaining the tickets counterfoils or through registrations.

DEFINITIONS

FKM (Germany and some events in Italy)

Space

The exhibitor stand area is broken down according to hall space and outdoor exhibition space, as well as according to space rented by domestic or foreign exhibitors. Stands, display panels and demonstrations, which deal with the theme of an event comprehensively or specific aspects of it, independent of exhibitors, are treated as special shows.

Net exhibition space consists of the exhibitor stand area and space for special shows. Gross exhibition space consists of the net space plus the corresponding access and service areas.

Exhibitors

Companies or organizations, which offer goods or services via their personnel from their own exhibitor stand area, are counted as exhibitors.

Additionally represented firms are companies whose goods or services are offered by another exhibitor. The number of exhibitors may not include the figures for additionally represented firms.

Visitors

The visitor figures are calculated according to the number of entries to the trade fair centre. The number of entries per day can, on the one hand, be determined by an electronic visitor admission system, whereby a maximum of one entry is registered per day.

The attendance figure is calculated by counting the number of admissions to the exhibition grounds. The number of admissions per day can for example be determined by using an electronic entry monitoring system; admission of a visitor shall be counted a maximum of once per day.

Organisers who do not employ electronic entry monitoring systems must supply proof of admission by retaining the ticket counterfoils or through registrations. The counterfoils of tickets sold by the ticket offices need not be retained as the takings of the ticket offices shall serve as proof.

FKM-Austria (Austria, Croatia & Slovenia)

Space

The total rented space of an event is based on the amount of space rented by the individual exhibitors. The amount of rented space is divided into hall areas and open-air areas, and is also differentiated between domestic and foreign exhibitors.

Exhibitors

Exhibitor figures are compiled from the number of companies who have rented an individual stand and who use their own personnel to promote goods or services. Represented firms are companies whose goods or services are offered by another exhibitor. The number of exhibitors may not be added to the number of represented firms.

Visitors

The number of visitors is based on the amount of entrance tickets sold or is based on an electronic registration system. One entrance per visitor per day is counted. Visitors buying a multiple entrance ticket can use the ticket on several days during the show (counting of entry is based on the ticket price – if the ticket costs 20 % more than the one day ticket, two visitors are counted). Complimentary tickets, exhibitor tickets, press tickets etc. have not been taken into consideration.

Free entrance tickets are counted if based on an electronic registration system and the registration includes the full address of the visitor.

ISFCERT SRL - Istituto di certificazione dati Statistici Fieristici (Italy)

Starting from 2013 ISFCERT is appointed by ACCREDIA (Italian body member of European cooperation for Accreditation) to audit events in accordance with ISO 25639 -2008 and ISO 17065-2012

Space

The rented space of a fair is the area effectively occupied by the exhibitors, invoiced and paid at the official price.

The space is divided up in hall space and open-air space and in area rented by Italian and foreign exhibitors.

Areas given free of charge to private exhibitors are not counted.

Exhibitors

An exhibitor with his own stand (direct exhibitor) is one who occupies a stand for his company, receives the invoice and pays it.

Exhibitor figures are divided up in Italian and foreign exhibitors.

A represented firm (indirect exhibitor) does not have a stand of his own, but is present in the stand of a direct exhibitor. He cannot be considered, if he does not pay the official fee for the participation.

Visitors

Any person entering a trade fair presenting a ticket or a card proving payment of the entrance fee, or an invitation card with a control slip is considered as a visitor.

Visitors admitted free of charge are counted only if they give elements for their qualification and identification.

Foreign visitors are counted only if their identification is possible.

Honorary cards, exhibitor, press and service cards and passes are not counted.

Permanent access cards are counted only once.

DEFINITIONS

RUEF - Russian Union of Exhibitions and Fairs (Russia, Moldavia and Ukraine)

Space

The total rented space includes both hall space and open-air exhibition space rented by domestic and foreign exhibitors.

The rented space is subdivided into national and foreign area in accordance with an exhibitor classification.

Exhibitors

The exhibitor figures include those companies who rented on any terms (paid or free of charge) an individual booth for the full period of an exhibition event and who used their own or employed personnel to promote goods and services. Exhibitors are considered both main and co-exhibitors.

A represented company is one that displays its goods and services on a main exhibitor's booth, without personnel present.

The number of exhibitors may not be added to the number of represented firms.

Visitors

Visitor figures are determined by an electronic or a non-electronic visitor control, as well as by a number of paid entry tickets and individual invitations collected at the entrance.

Speakers and participants of complimentary events (seminars, conferences, congresses etc.) can be added only if they were registered at the entrance and visited the exhibition event.

Honorary cards, administration personnel, exhibitors and press cards are not counted.

UC CET (Turkey)

Space

The total rented space includes both hall space and open-air space contracted by the exhibitors, and based on the amount of space rented by the individual exhibitors. It includes the space rented for both national and foreign exhibitors.

Exhibitors

Natural and legal persons who exhibit their services and products on a stand assigned by the organizer in accordance with the provisions of contract signed between organizer and exhibitor.

The organizer has to fill and send a form of fair result report whose example shall be determined by the Union together with fair catalogue, a copy of fair contract, insurance policy and a document showing all insurance premium has been paid, the name list of direct or indirect foreign participants for international fairs to the chamber/commodity exchanges to which it has made its fair organizing application. The form includes total participant number, the rate and number of the foreign participants among all participants, distribution of direct or indirect foreign participants according to countries, total stand area allocated to participants, stand area allocated to the foreigners and its rate among total area, the total number of visitors, the rate and number of foreign visitors among all visitors, distribution of foreign visitors according to the countries and general evaluations of the organizer regarding the fair.

Visitors

Visitor numbers are calculated according to the number of tickets sold, number of complimentary tickets or electronic count at the tourniquets.

UNIMEV – OJS department (France)

Space

The given figures refer to area (booth space) occupied by exhibitors and co-exhibitors whether it is paid or unpaid.

It corresponds to the number of square meters effectively occupied. It does not include in this case the area used for features in relation with the theme of the exhibition.

Exhibitors and co-exhibitors

The main exhibitor is the entity contracting directly with the organizer and presents its products/services with its own personnel.

Co-exhibitor is the entity which presents its products/services on the main exhibitor's stand under his trade mark with its own personnel.

Visitors

Any person entering the fair / trade show during its official opening hours who presents at control access either a ticket, or a card proving payment on the entrance fee or an invitation card with a numbered control slip is considered as visitor.

A journalist is counted as visitor. Visitors exclude the staff of exhibitors, exhibition centres, services providers and organizers' staff.

An additional visit, to be verified as made on a different day from the first visit is considered as a re-visit.

The visitor whose address is located in another European or third country is considered as foreign visitor.

The figures listed in the Euro Fair Statistics brochure concern the number of total visits: "visitors entries" is the total number of visitors admissions at the fair / trade show during its official opening hours.

LOCATIONS OF EVENTS



LISTS OF USED CODES (1/3): Interval year, Admission, Industry sectors

Interval year

1	once a year
2	every other year
3	every 3 years
4	every 4 years
5	every 5 years
6	every 6 years

2x1	2x1 = twice a year
3x1	3x1 = 3 times a year
4x1	4x1 = 4 times a year

blank	not regular or not yet known (first time)
-------	--

Admission

T	trade (only)
P	public (only)
T/P	trade & public

Industry sectors

1. Agriculture, Forestry, Fishery
2. Food and Beverage, Hospitality
3. Leisure, Hobby, Entertainment
4. Business Services, retail
5. Construction, Infrastructure
6. Travel
7. Security, Fire Safety, Defense
8. Education
9. Energy, Oil, Gas
10. Environmental Protection
11. Printing, Packaging
12. Furniture, Interior design
13. Premium, Household, Gifts, Toys
14. Beauty, Cosmetics
15. Real Estate
16. Automobiles, Motorcycles
17. Chemistry
18. Electronics, Components
19. Engineering, Industrial, Manufacturing, Machines, Instruments, Hardware
20. Aviation, Aerospace
21. IT and Telecommunications
22. Health, Medical Equipment
23. Optics
24. Jewelry, Watch & Accessories
25. Textiles, Apparel, Fashion
26. Transport, Logistics, Maritime
27. General

LISTS OF USED CODES (2/3): List of auditors with their contact details

1 Artus Consulting

Innsbrucker Bundesstraße 73
5020 Salzburg, Austria
Phone: + 43 662 851 287 19
e-mail: c.richter@artus.at

2 BDO & Associados

Avenida da Republica 50-10°
P-1069-211 Lisbon, Portugal
Phone: +351 2 17 99 04 20
Fax: +351 2 17 99 04 39
e-mail: Pedro.Dias@bdo.pt

3 BDO LLC

201-203, Kharkivske Road
Kyiv, 02121, Ukraine
Tel.: +38 (044) 393 26 87, +38 (044) 393 26 88
Fax: +38 (044) 393 26 91
e-mail: bdo@bdo.kiev.ua

4 CENTREX

Albertirsai út 10
H-1101 Budapest, Hungary
Phone & Fax: +36 30 619 7646, +36 30 948 5124
e-mail: info@centrexstat.org

5 Conference od Italian Regions and Autonomous Provinces

Viale Aldo Moro, 44
40127 Bologna, Regione Emilia-Romagna, Italy
Phone: +39 (051) 527 6534
Fax: +39 (051) 527 6512
e-mail: fquagliariello@regione.emilia-romagna.it

6 Ernst & Young Accountants LLP

Wassenaarseweg 80
2596 CZ Den Haag (The Hague)

7 EXPOCERT

65 rue Colbert
92700 COLOMBES, France
Phone: +33 1 47 84 01 56
e-mail: contact@expocert.fr
www.expocert.fr

8 EXPO*STAT

33 rue Abel Hovelacque
75013 PARIS, France
Phone : +33 1 45 35 69 86
e-mail : cdasilva@expostat.com
www.exposat.com

9 FKM

Littenstrasse 9
D-10179 Berlin, Germany
Phone: +49 (30) 2 40 00-0
Fax: +49 (30) 2 40 00-3 40
e-mail: info@fkm.de
www.fkm.de

10 ISFCERT SRL

Via L. Vestri, 1
40128 Bologna, Italy
Phone: +39 (051) 745 9000
Fax: +39 (051) 745 9007
e-mail: info@isfcert.it

11 MADISON

C/ Proci3n, 7 Portal 1 - EDIFICIO AMÉRICA II
E-28023 Madrid, Spain
Phone : +34 90 260 25 55
e-mail: maite.sanmartin@madisonmk.com
website: www.madisonmk.com

12 MediaAuditFinland Oy

L3nnrotinkatu 20 B
00120 Helsinki Finland
Phone: +358 40 358 9315
website: www.mediaauditfinland.fi

13 RussCom IT Systems

8, Aviamotornaya str.
111024 Moscow, Russia
Phone: +7 495 925 0433
Fax: +7 495/925 0432
e-mail: audit@auditexpo.ru

14 Scandinavian Fair Control (SFC)

Fairlink AB
Elmiav3gen 11
S-554 54 J3nk3ping
Phone: +46 36 34 62 30
e-mail: info@fairlink.se
website: www.fairlink.se

15 Turkey : local Chambers of Commerce

Contact UC CET
Dumlupınar Bulvarı No:252 (Eskişehir Yolu 9. Km.)
06530 / Ankara, Turkey
Phone: +90 (312) 218 22 82
Fax: +90 (312) 218 24 84
e-mail: info@tobb.org.tr

LISTS OF USED CODES (3/3): List of organizers

1	24 Saat Fuarçılık A.Ş.	49	ANCF (ASSOCIATION NATIONALE CIVAM FERMIER)	96	Auto Zürich AG
2	4M Fuar Organizasyon Tic. Ltd. Şti	50	ANEA	97	AUTOMOBILE CLUB TOUT PUBLIC
3	4Uevents GmbH	51	Anfaş Antalya Fuarçılık İşletme ve Yatırım A.Ş.	98	AUTONOMY
4	A ve A Fuarçılık Org. ve Tic. Ltd. Şti.	52	ANGERS LOIRE TOURISME EXPO CONGRES (ALTEC) - DESTINATION ANGERS	99	AUXERRE CONGREXPO
5	A&T SAS DI LUCIANO MALGAROLI	53	ANRC e Mostra d'Oltremare	100	AVAFAM
6	A.N.C.I. SERVIZI SRL	54	ANLIA ORGANISATION	101	AVEBIOM
7	A.P.V.O	55	APHV - ASSOCIATION POUR L'HISTOIRE VIVANTE	102	Aviasalon JSC
8	A2 COMMUNICATION S.r.L.	56	AQUITEC	103	AVIGNON TOURISME
9	A3 LOR	57	Arbeitsstelle DAMP	104	Ayuntamiento de Málaga, Consejería de Economía y Conocimiento de la Junta de Andalucía, Ministerio de Economía y Competitividad
10	A3P	58	AREZZO FIERE E CONGRESSI SRL	105	AZIENDA SPECIALE S. LUCIA FIERE
11	Abies Fuar Hizmetleri Ltd. Şti.	59	ARLPC (Amicale Rétro Locomotion du Pays chatelleraudais)	106	Barest AG
12	ACE. Arnold Classic Europe	60	ART Fuar Org. Tic Ltd.Şti.	107	Bashkir Exhibition Company, Ltd.
13	ACROPOLI SRL	61	ART PARIS (FILIALE DE FRANCE CONVENTIONS)	108	BCCMA
14	ACTIVA FRANCE	62	ART3F	109	BEASRL
15	ADAF - ASSOCIATION DES DEPANNEURS AUTOMOBILE DE FRANCE	63	Artı 2 Fuarçılık Ltd. Şti	110	BEAUTEAM
16	ADDIMAT	64	Artı Fuarçılık Organizasyon Ltd. Şti	111	BEC_BILBAO EXHIBITION CENTRE
17	ADES ORGANISATION	65	ARTISSIMA SRL	112	BEES-BIOENERGIE EVENEMENTS ET SERVICES
18	ADHESION GROUP	66	Artkim Fuarçılık Tic. A.Ş.	113	Bernexpo AG
19	Advanced Music	67	ARTS EXPO	114	BGT
20	AEC	68	Ascential Fuarçılık Organizasyon Ve Tanıtım Hiz. A.Ş.	115	BIO MÁXIMA, S.L.
21	AEHCOS	69	ASCONTEX PROMOZIONI SRL UNIPERSONALE	116	BIRP
22	AFAG Messen und Ausstellungen GmbH	70	Asel Uluslararası Fuar Hizmetleri San ve Dış Tic. A.Ş.	117	Birseck Marketing GmbH
23	Afanya Fuarçılık Ltd. Şti	71	ASIEXPO	118	Bizon Exhibition Companies Group LLC
24	Afidamp Servizi y Aude Business Events	72	Asoc. Plataforma Innovación del Deporte	119	Blickfang GmbH, Stuttgart
25	AFINEF - ASSOCIATION FRANCAISE DES INDUSTRIES DU NUMERIQUE DE L'EDUCATION ET DE LA FORMATION	73	ASOCIACION ANDALUZA DE FRANQUICIAS Y NEGOCIOS FIFSUR	120	Boerding Exposition SA
26	Age Global Fuarçılık Org. Ltd. Şti	74	Asociación Malagueña de Automoción	121	boerding messe AG
27	AGEN EXPO CONGRES	75	Asociación Nuevo Futuro	122	Boğaziçi İhtisas Fuarçılık Ltd. Şti.
28	AGENCE SAFYM	76	ASOCIACION VIDA SANA	123	BOLOGNA MINERAL SERVICE SRL
29	Agencia Andaluza de Promoción Exterior (EXTENDA)	77	ASSOCIATION CANINE DU POITOU	124	BOLOGNAFIERE SPA
30	Agoras Fuarçılık Hizmetleri Ltd. Şti.	78	Association cantonale genevoise e-sport	125	BONJOUR CARAVANING
31	AgriMesse, Göttingen	79	ASSOCIATION FESTICULTURE	126	Bording Expositions SA
32	AIDIMME	80	ASSOCIATION FOIRE DE LA HAUTE-SAVOIE MONT-BLANC (ROCHEXPO)	127	Bourse internationale aux armes
33	AIMPES SERVIZI SRL	81	ASSOCIATION MARATHON DE LA ROCHELLE	128	Boyut Fuarçılık Hizmet. Org. Ltd. Şti
34	AINTEREXPO	82	Association of Designers, Manufacturers and Suppliers of Personal Protective Equipment (ASIZ)	129	BREIZH IN LOVE
35	Ajansasya Fuarçılık Org. Ltd. Şti.	83	Association Poly Japan	130	Brno Trade Fairs
36	Akare Fuarçılık A.Ş	84	Association Pucés du Design	131	BUREAU HORTICOLE REGIONAL PAYS DE LOIRE/SALON DU VEGETAL
37	Akdeniz Reklamcılık ve Tanıtım Hizmetleri A.Ş.	85	ASSOCIATION RANDOFOLIES	132	Business Dialogue LLC
38	Akort Tanıtım Organizasyon ve Fuarçılık Ltd. Şti.	86	Association Swiss Expo	133	BY CONNECT
39	Aktüel Expo Uluslararası fuarçılık Ltd. Şti.	87	ASSOMAC SERVIZI SRL	134	C³ Chemnitzer Veranstaltungszentren GmbH/o Messe Chemnitz
40	ALPE Management sàrl	88	ASSOSERVIZI BIELLA SRL	135	CAEN EVENT
41	ALPEXPO GRENOBLE	89	ATELIERS D'ART DE FRANCE	136	Campus für Christus
42	Alpha Blue Eventmanagement AG	90	Atis Fuarçılık A.Ş.	137	CARAVANAS CRUZ, S.L.U.
43	Altın Anı Fuarçılık Tic. Ltd. Şti.	91	Atlas Uluslararası Fuarçılık Reklam Org. Ltd. Şti	138	CARRARAFIERE S.R.L.
44	AMA Service GmbH	92	Atlassian	139	CCI BORDEAUX GIRONDE
45	AMAG Automobil- und Motoren AG	93	ATOLiS	140	CCI DE BEZIERS - SAINT-PONS
46	Amazing Events	94	Atyuntamiento de Las Palmas de Gran Canaria	141	CCI DE LA ROCHELLE
47	AMEX Meetings & Events	95	AUDE BUSINESS EVENTS, S.L.	142	CCI DE TARBES ET DES HAUTES PYRENEES
48	Ana M® Turon			143	CCI DU GARD - Délégation Alès

LISTS OF USED CODES (3/3): List of organizers

144 CCI DU GARD - Délégation Nîmes	192 CURIOSITY ANTIC	240 Ekspoturk Fuarçılık Org. A.Ş.
145 CEFYCO	193 CYF Fuarçılık A.Ş.	241 Ekspoturk Fuarçılık Org. Ltd. Şti
146 Centaur Media plc.	194 Dalexpocenter Ltd.	242 El Consorci de la Zona Franca
147 CENTRAL DE COMPRAS Y SERVICIOS PROFESIONALES, S.A.	195 DAMYA ORGANISATION	243 ElectronicPartner Schweiz AG
148 CENTRE FRANCE EVENEMENTS	196 Dance Center Valencia	244 ELIPSE INICIATIVAS, S.L.
149 CENTRE HOSPITALIER D'ANGOULEME	197 Demokratisches Kurdisches Gesellschaftszentrum	245 Elit Fuarçılık Hizmetleri Ltd.Şti.
150 CENTRO FIERA S.p.A.	198 Demos Fuarçılık ve Org. A.Ş.	246 Elka Fuarçılık Ltd. Şti.
151 CESENA FIERA SPA	199 Detay Fuarçılık Org. Ve Tanıtım Hizmet. Ltd.Şti	247 Elmia
152 CEU - CENTRO ESPOSIZIONI UCIMU S.P.A.	200 Deutsche Messe AG	248 Emex Management GmbH
153 CHAMBRE D'AGRICULTURE DE LA VIENNE	201 DG TURISMO EXTREMADURA	249 EMMAÜS CHATELLERAULT - NAINTRÉ
154 CHAMBRE DES METIERS ET DE L'ARTISANAT D'EURE ET LOIRE	202 DIARIO MONTAÑÉS	250 EMTG
155 Charleroi Expo	203 DIJON CONGREXPO	251 Encom
156 Choice Hotels Licesing	204 DIPUTACIÓN DE SALAMANCA	252 Enerji Fuarçılık Org. San. ve Tic. A.Ş.
157 CHORUS SA	205 DISTREE EVENTS	253 ENTE FIERA PROMOBORG
158 CIRCULO DE FORMACIÓN	206 DLG Fuarçılık Ltd.Şti.	254 EQUIPE INTERNATIONAL SRL
159 Clarion Events Deutschland GmbH	207 DLG Service GmbH	255 ERA-EDTA
160 CLUB AMATEURS D'AUTOMOBILES ANCIENNES	208 DLG-Intermarketing	256 Ermevents SL
161 CLUB DE LA PECHE SPORTIVE - FOREZ-VELAY	209 DO.MO.ART. SRL	257 ESMO
162 CNEP	210 Domino Fuarçılık A.Ş.	258 Espacio de Arte Contemporaneo Díez-Cascón Arquitectos
163 COBees	211 DonExpocentre	259 ESPRITMEUBLE
164 COERCAN	212 Dossodossi Fuarçılık A.Ş.	260 EST BOURGOGNE MEDIA
165 COFAQ	213 Dr. Schmidt & Partner Group	261 ESTÉREL CÔTE D'AZUR
166 Coiffure Suisse	214 Drone Events Company, SL	262 ESTRO
167 COLMAR EXPO SA	215 Dulceida	263 EUREXPO LYON
168 COMEXPOSIUM	216 DUPLEX AND CO	264 Euroexpo Ltd.
169 COMEXPOSIUM SECURITY SAS	217 E Uluslararası Fuar ve Tanıtım Hizmetleri A.Ş.	265 EUROEXPO Messe- und Kongress-GmbH
170 COMITE DES FETES, FOIRES ET SALONS DE LA ROCHELLE	218 E.A. FIERA DEL LEVANTE	266 Euroindex
171 COMITE FRANCAIS DU CAFE	219 E.A. FIERA DI FOGGIA	267 EURONOVIOS ARAGÓN 2010, S.L.
172 COMMUNAUTÉ EMMAÜS POITIERS	220 E.I.C.M.A. - ESPOSIZIONE INTERNAZIONALE DEL CICLO E MOTOCICLO	268 Europe EMRD Association
173 COMMUNICA ORGANISATION	221 E.T.A.I.	269 EUROPEAN ASSOCIATION OF HOSPITAL PHARMACIST (EAHP)
174 COMOCREA - EXPORT CONSORTIUM TEXTILE DESIGN	222 EAO	270 European Burns Association
175 COMPAGNIE FEODALE	223 Easy Fairs Switzerland	271 European Society of Cardiology
176 COMUNE DI ALBA	224 Easyfairs	272 European Society for magnetic resonance in medicine
177 COMUNE DI BRA	225 EASYFAIRS IBERIA, S.L.	273 European Society of Cardiology (ESC)
178 Comunidad de Madrid. Consejería de Economía, Empleo y Hacienda	226 ECO BIO D'ALSACE	274 EUROVET
179 Concentro Siglo XXI	227 ECR Fuarçılık Ltd. Şti	275 EUSKALTEL
180 CONCEPTUM SPAIN, S.L.	228 EDI.CER SPA	276 EVEN PRO
181 CONGRES ET EXPOSITIONS DE BORDEAUX	229 EDIPAP SRL	277 EVENT INTERNATIONAL
182 Congress und Messe Innsbruck GmbH	230 EDITIONS LVA	278 EVENTOPLUS MEDIOS S.L.
183 CONSEIL NATIONAL DES CENTRES COMMERCIAUX (CNCC)	231 EDITRICE IL CAMPO	279 EVENTOS DEL MOTOR S.L.
184 Consejo Camaras CV	232 EFEM Uluslararası Fuar ve Org. Hiz. A.Ş.	280 Eventus Organizasyon Fuarçılık ve Tic A.Ş.
185 Çorlu Ticaret ve Sanayi Fuarçılık A.Ş.	233 EF-International Ltd	281 Exactus
186 COSMOFARMA SRL	234 Efor Ege Fuarçılık Org. Ltd. Şti.	282 EXMEDIA SRL
187 COTE SALONS	235 Ege Fuarçılık Org. Rek. ve Yayın Ltd. Şti.	283 EXPO ARAD
188 CREMONAFIERE S.P.A.	236 Eket Fuarçılık Tic. Ltd. Şti.	284 Expo Communications BV
189 Crocus International AO	237 Eko Fuarçılık Tic. Ltd. Şti.	285 Expo Conseil
190 CSI Concours Saut International AG	238 Eko MMI Fuarçılık Tic. Ltd. Şti.	286 EXPOARTE E CULTURA S.R.L.
191 Çukurova Fuarçılık A.Ş.	239 EKS Fuarçılık A.Ş.	287 Expocentre AO

LISTS OF USED CODES (3/3): List of organizers

288 EXPOCINEGETICA, S.L.	335 FIERA DI FORLI' SPA	383 Gospordarsko razstavišče d.o.o.
289 EXPOCINQ	336 FIERA MILANO SPA	384 Grand Chelem Event SA
290 Expodesign Exhibition Company Ltd.	337 FIERE DI PARMA SPA	385 GRAND NANCY CONGRES ET EVENEMENTS (SAPL)
291 Expolink Fuarçılık Org. Tan. Ltd. Şti	338 FIL	386 GreenExpo Exhibition company Ltd.
292 Expomark Oy	339 Finnish Fair Corporation	387 GROUPE AEF
293 ExpoMazury	340 Finnish Marine Industries Federation Finnboat	388 GROUPE SPAT SAS
294 EXPONANTES	341 FIRA DE BARCELONA	389 GROUPE UP
295 Exponor	342 FIRENZE FIERA S.P.A.	390 Grup Medya Fuarçılık Ltd. Şti.
296 Expo-Park. Exhibition Projects Ltd.	343 FISA	391 GRUPO CORREO
297 EXPOS SALONS ANIMA	344 Flap Fuarçılık A.Ş.	392 Grupo Pacifico
298 EXPOSICAM SRL	345 FOIRE DE BERE - CHATEAUBRIANT	393 GRUPO RANDOM COMUNICACION S.L.
299 EXPOSICIONES Y EVENTOS, S.L.	346 FOIRE DU DAUPHINE - ROMANS	394 GSMA Association
300 Expo-Time GmbH	347 FOIRE ECONOMIQUE DE CASTRES	395 GSMA Association &MWCcapital
301 EXPOURENSE_FUNDACIÓN FEIRAS E EXPOSICIONS DE OURENSE	348 FOIRE INTERNATIONALE DE CLERMONT-FERRAND COURNON	396 Hamburg Messe und Congress GmbH
302 EXTREFOR (Asociación Extremeña de Empresas de Obras y Servicios Forestales y Medio Ambientales)	349 FONDAZIONE PER IL LIBRO, LA MUSICA E LA CULTURA	397 Hannover Fairs Turkey Fuarçılık A.Ş.
303 Eylül Fuar Org. Sergi ve Panayır Ltd.Şti	350 FOOD TRUCK YA.COM	398 Hannover Messe Ankiros Fuarçılık A.Ş.
304 Fachausstellungen Heckmann GmbH	351 Freiburg Wirtschaft Touristik undMesse GmbH & Co. KG	399 Hannover Messe Sodeks Fuarçılık A.Ş.
305 FAMILY & COMPAGNIE	352 FREMAA (Fédération Régionale des Métiers d'Art d'Alsace)	400 HAPPY PROD
306 FAMILY PROMOTION sarl	353 Frig Fuarçılık ve Org. Hizm. San. Ve Tic. Ltd. Şti.	401 HARLEY-DAVIDSON
307 FANOC	354 Fundación SCIENTIA	402 Hausbau- und Immo-Messe, Zuchwil
308 FantasyCon AG	355 FUTURPERA SRL	403 Health & Beauty Marketing Swiss GmbH
309 Farexpo LLC	356 FYCMA_PALACIO DE FERIAS Y CONGRESOS DE MÁLAGA	404 Heinz Schoch, Riehen
310 FDHPA 17	357 GALEC	405 Helsinki Fair Ltd
311 Febiac	358 GalExpo	406 HHB Fuar Organizasyon Reklam A.Ş.
312 FEDAGRIM	359 GAMEXPO	407 HHB Fuar Organizasyon Reklam Ltd. Şti
313 Federación Familias Numerosas	360 GEDIS - GROUPE EDITIONS DIFFUSION	408 HINTE GmbH
314 Federal Fuar ve Kongre Yönetim Ltd.Şti.	361 GEFI S.P.A.	409 HKF Fuarçılık A.Ş.
315 FEDERATION FRANCAISE MÉDIÉVALE	362 GEO SPA/INTERMEETING SRL	410 Hochschule für Gestaltung und Kunst
316 FEDERLEGNO ARREDO EVENTI SPA	363 GESINAR 2012, S.L.	411 Hochschule Luzern
317 FEDERUNACOMA SURL	364 Gestión de Cosmobelleza SL	412 HP COMMUNICATION
318 FEIRA INTERNACIONAL DE GALICIAABANCA	365 GHM Gesellschaft fürHandwerksmessen mbH	413 HUNGEXPO
319 Feria Bebé SL	366 GIE DISGROUP	414 Hunkeler AG
320 FERIA BEBE, S.L.	367 GIE OBJECTIF TRANSPORT PUBLIC	415 I SALONI NAUTICI
321 FERIA DE VALLADOLID	368 GL EVENTS	416 I2V S.L.
322 FERIA DE ZARAGOZA	369 GL EVENTS - TOULOUSE EVENEMENTS	417 IBC Office
323 FERIA DEL MUEBLE YECLA	370 GL EVENTS EXHIBITIONS	418 IBS EVENT
324 FERIA VALENCIA	371 GL EVENTS EXHIBITIONS - BREST	419 ICE Ltd.
325 FERRARA FIERE CONGRESSI SRL	372 GL EVENTS EXHIBITIONS - LYON	420 IDEABIELLA
326 Fespa Eurasia Fuarçılık A.Ş.	373 GL EVENTS EXHIBITIONS - PARIS	421 IDEAL Connaissances
327 FEVAL_INSTITUCION FERIA DE EXTREMADURA	374 GL EVENTS EXHIBITIONS - VILLENEUVE SUR LOT	422 IDICE SAS
328 FF EVENTS	375 GL Events Fuarçılık A.Ş.	423 IFA_INSTITUCION FERIA ALCANTINA
329 FHH	376 GL Platform Fuarçılık Hizmetleri Ltd. Şti.	424 IFEBA_FERIA DE BADAJOZ
330 Ficoba y CM Gipuzkoa	377 Global Kongre ve Fuarçılık İşletmeciliği A.Ş.	425 IFEMA_FERIA DE MADRID
331 Ficoba y Diputación Foral de Gipuzkoa	378 Globus Fuar Kongre Yönetimi ve Tanıtım Hizmetleri Ltd. Şti.	426 IFEPA_PALACIO DE FERIAS Y EXPOSICIONES DE LA REGIÓN DE MURCIA
332 FICOBA Y UNION CERVECERA	379 GOBIERNO DE CANTABRIA / PALACIO	427 İFO İstanbul Fuar Hizmetleri A.Ş.
333 FICOBA_RECINTO FERIA DE GIPUZKOA	380 Goca Fuar Kongre ve Sergi Hizmetleri Ltd. Şti	428 IFTSA_INSTITUCIÓN FERIA DE TENERIFE
334 Ficomis	381 Godet Production	429 iGamingbusiness Group Ltd.
	382 GORAL EXPO	430 IGKG

LISTS OF USED CODES (3/3): List of organizers

431 IIR Ltd.
432 IJV-IFAS
433 İkon Fuarçılık Hizmetleri Ltd. Şti
434 IL TARI SCPA
435 İMİ Fuarçılık Hizmetleri Ltd.Şti.
436 INFECAR_INSTITUCIÓN FERIA DE CANARIAS
437 Info Uluslararası Fuar Tan. Org. A.Ş.
438 Infofoli Fuarçılık A.Ş.
439 INFOPRO DIGITAL
440 INFOPROMOTIONS - GROUPE SOLUTIONS
441 Informa Exhibitions
442 Informa Exhibitions UK
443 Ingram Micro GmbH
444 Inova Production
445 inRostock GmbHMessen, Kongresse & Events
446 Interalia
447 INTEREMPRESAS
448 Inter-Europäische Division der Generalkonferenz Der Freikirche des Siebenten-Tags-Adventisten,
449 Intergem Messe GmbH
450 Intergrated Systems Events LLC
451 Interideas
452 International Fair Plovdiv
453 International Fashion Fair İstanbul Moda Fuarçılık A.Ş.
454 International Trademark Association
455 Internationale Vakbeurs van het Meubel Brussel
456 Interservis
457 ISABEL BUATAS
458 İstamonu Fuarçılık Hizmetleri Ltd. Şti.
459 İstanbul Dünya Ticaret Merkezi A.Ş.
460 İstanbul Eğitim Fuarları ve Tanıtım Ltd. Şti
461 İstanbul Fuarçılık A.Ş.
462 ITALIAN EXHIBITION GROUP S.p.A.
463 ITE Expo LLC
464 ITE Siberis (ITE Expo LLC)
465 İzfar Fuarçılık ve Ticaret Ltd. Şti.
466 İZFAŞ İzmir Fuarçılık Hizmet. Kültür ve Sanat İşleri. Tic.A.Ş
467 İzgi Fuarçılık Ltd. Şti.
468 "Jaarbeurs"
469 JARDILAND ENSEIGNES SAS
470 JBC SARL
471 JEC GROUP
472 JOINTO ENTERTAINMENT S.L
473 Junior Fuarçılık Ltd. Şti.
474 JUNTA ANDALUCIA, DIPUTACION HUELVA, AYUNTAMIENTO ALMONTE
475 "Just Art S.L. Martín Gallego y Brenda Benitez"
476 Jyvässkylä Fair Ltd
477 Kaiju Entertainment

478 Kalite Fuar Yapım A.Ş.
479 KALORIK
480 Karlsruher Messe- und Kongress GmbH
481 Kazanskaya Yarmarka JSC
482 Kempten Messe- & VeranstaltungsbetriebAllgäuer Festwoche
483 Kenes Interplan
484 Kielce Trade Fairs
485 Kinold - Ausstellungsgesellschaft mbH
486 Kiyv International Contract Fair
487 Klagenfurter Messe Betriebsgesellschaft m.b.H.
488 Kobi Fuarçılık Tanıtım ve Organizasyon Ltd. Şti.
489 Koelnmesse GmbH
490 Kompetenzhaus GmbH
491 Kortrijk Xpo CVBA
492 KrasnodarEXPO Ltd.
493 Kuzbass Fair JSC & Messe Duesseldorf Moscow, OOO
494 L.E.O - LOIRE EVENEMENT ORGANISATION
495 LA VOIX L'ETUDIANT SA
496 LABORAMA
497 Lahti Fair Ltd
498 LAMIRAULT
499 Landesmesse Stuttgart GmbH
500 LASTUR
501 LE MANS EVENEMENTS SEMI
502 LE MONDIAL DU TATOUAGE
503 LE TIGRE - POLE EVENEMENTIEL ARC AGGLOMERATION
504 LEDO Sports & Events, S.L.U.
505 Leipziger Messe GmbH
506 LES EDITIONS SEBAN LESITEDUMARIAGE.COM
507 LES VAILLANTES PETARELLES DE L'OUEST (VPO)
508 L'ETUDIANT
509 Liege Expo
510 Life Media Fuarçılık A.Ş
511 LILLE GRAND PALAIS
512 LINEAPELLE SRL
513 LIVE! BY GL EVENTS
514 LLC International Exhibition Company - Ural Deutsche Messe RUS
515 LLOBREGAT LLUDIC
516 LONGARONE FIERE S.R.L
517 LUCCA COMICS&GAMES
518 Luxexpo The Box
519 LXRY Media Group B.V.
520 M.SEVENTY.S.R.L.
521 M3B GmbH
522 MACK-BROOKS FRANCE
523 MADE IN STEEL S.R.L.
524 MAGENTA PUBLICIDAD
525 Magic the Gatering

526 MAGIQUES EVENEMENTS
527 Malatya Belediyesi Fuarçılık Hizmet. Kültür ve Sanat Etkinlik. Tic. A.Ş.
528 Man'sWorld Schweiz
529 MAREDIMODA SCARL
530 MARKET ACCESS GROUPE ENR
531 Marketing Centre "Expokhleb"
532 Marmara Tanıtım Fuarçılık Org. Rek. ve Tic. A.Ş.
533 Marmaris Fuarçılık Org. Halkla İlişkiler Ltd. Şti.
534 MASH MEDIA 2005
535 MASH MEDIA Y FICOBA
536 MATEXPO
537 MBA Grup Uluslararası Fuarçılık Ltd. Şti
538 MC Fuarçılık Ltd.Şti.
539 MCH Group
540 MCI Amsterdam
541 MCI Fuarçılık Dış Ticaret Ltd. Şti
542 MCI Geneva
543 MEDI Expo Ltd.
544 MEDIAPPOINT & COMMUNICATIONS SRL
545 Medya Fors Fuarçılık A.Ş.
546 Medya Trend Fuarçılık San. Ve Tic. A.Ş.
547 MEGACITE - SOCIETE D'EXPLOITATION DU CENTRE D'EXPOSITION ET DE CONGRES D'AMIENS METROPOLE
548 Mercan Fuarçılık Tanıtım Hizmetleri Ltd. Şti.
549 Mesago Messe Frankfurt GmbH
550 Mesago PCIM GmbH
551 Messe Berlin GmbH
552 MESSE BOZEN
553 Messe Düsseldorf GmbH
554 Messe Erfurt GmbH
555 Messe Essen GmbH
556 Messe Frankfurt Exhibition GmbH
557 MESSE FRANKFURT FRANCE S.A.S
558 Messe Frankfurt İstanbul Uluslararası Fuarçılık Ltd. Şti.
559 MESSE FRANKFURT ITALIA SRL
560 Messe Husum & Congress GmbH & Co. KG
561 Messe Husum & Congress GmbH & Co. KG / Hamburg Messe und Congress GmbH
562 Messe Luzern AG
563 Messe München GmbH
564 Messe Offenbach GmbH
565 Messe Offenburg-Ortenau GmbH
566 Messe Ried GmbH
567 Messe Stuttgart Ares Fuarçılık Ltd. Şti
568 Messe- und VeranstaltungsgesellschaftMagdeburg GmbH (MVGM)
569 Messe Wächtersbach GmbH
570 Messe Wels GmbH & Co KG
571 Messe Westfalenhallen Dortmund GmbH

LISTS OF USED CODES (3/3): List of organizers

572 Messezentrum Salzburg GmbH
573 Metal-Expo LLC
574 METZ-EVENEMENTS
575 MICROPOLIS - PARC DES EXPOSITIONS ET CONGRES DE BESANCON
576 MIDO SRL UNIPERSONALE
577 MIFUR
578 Migros Genossenschaft
579 Mineralien- u. Fossilienverein Sektion
580 Mir-Expo EC LLC
581 "MLBC Pedro Ruiz"
582 MMI Eurasia Fuarçılık Ltd. Şti.
583 Mobile World Capital Barcelona
584 MOBILITY FOR BUSINESS
585 Modef Fuarçılık Ticaret Ltd. Şti
586 Moldexpo Int. Exbn. Center JSC
587 MONEV
588 MONTPELLIER EVENTS
589 "MOSTRA D'OLTREMARE S.p.A."
590 Motorpress Iberica
591 MSK Fuarçılık Ltd. Şti.
592 MTGSA
593 MULHOUSE EXPO SAEML
594 MunichExpo Veranstaltungen GmbH
595 Muratorexpo
596 MUSIC EVENTS UNIVERSAL
597 MUSICORA
598 NAP Fuarçılık Ltd. Şti
599 NATURALLY
600 NBAA/EBAA
601 Netzwerk Schweiz
602 NEXT BUSINESS EXHIBITIONS SL (NEBEXT)
603 NICARO
604 NICEXPO
605 NIVEXPO - FOIRES ET SALONS NIVERNAIS MORVAN
606 Nizhegorodskaya Yarmarka All-Russia JSC
607 Nolia
608 Nord Finland Fair
609 NORMAND'EXPO - LE HAVRE
610 NürnbergMesse GmbH
611 OFFSHORE MEDITERRANEAN CONFERENCE SCRL
612 OKTOBERFEST BARCELONA
613 Olma Messen St.Gallen
614 ORGANISATION FHRA
615 Organizadores: Diario Vasco y Ficoba
616 ORGANIZADORES: EVIDENTEVENTS y FICOBA
617 ORGEXPO
618 Orgtechcentre Interoptorg JSC
619 Orion Fuarçılık ve Tanıtım Hizmetleri A.Ş.
620 ORLEANS VAL DE LOIRE EVENEMENTS

621 OUEST ARTS
622 OXYGENE EXPO SAS
623 PALACIO DE EXPOSICIONES Y CONGRESOS DE SANTANDER
624 Palexpo
625 Palexpo
626 PAP EVENEMENTS SARL
627 Parantez Uluslararası Fuar Yapım Tic. A.Ş.
628 PARC DES EXPOSITIONS DU PERIGORD
629 PARC EXPO RENNES
630 Patika Tanıtım Fuar ve Sergi Org. Hizmet. Ltd. Şti.
631 PC ORGANISATION
632 Peter Boss, Thun
633 Phil Dixie
634 Phil Dixie & Chantal Beaud
635 PIACENZA EXPO SPA
636 Pilatus Bahnen AG
637 Pin Fuarçılık Ltd. Şti.
638 PITTI IMMAGINE S.R.L.
639 PLANNER EXHIBITIONS, S.L.
640 Platform Uluslararası Fuarçılık A.Ş
641 Plexus Fuarçılık Kongre Yönetimi Ve Tanıtım Hizmetleri Ltd. Şti.
642 Polska Technika Gömnicza
643 POMONA KEEPERS, S.L.
644 PORDENONE FIERE SPA
645 Poseidon and Co
646 Pozitif Fuarçılık A.Ş.
647 Poznan International Fair
648 Premier Expo
649 PREMIERE VISION FABRICS
650 PREMIERE VISION SA
651 Premotion
652 PRIMEXPO (ITE Expo LLC)
653 Private Label Manufacturers Association
654 Privileg Event
655 Proaktif Fuarçılık Ltd. Şti
656 Pro-Arts Iniciativas artísticas SL
657 PROGOURMET, S.A.
658 "Proinco Javier Baena"
659 PromoFACTS GmbH
660 PROMOTEC SRL
661 PROMUNIDI SRL
662 PROPOSTE S.R.L.
663 PROXIMUM GROUP
664 PUZZLE CENTRE
665 Pyramids Grup Fuarçılık A.Ş.
666 QUICKFAIRS SRL
667 RADICOFANI, S.L.
668 RAI Amsterdam B.V.
669 RAM Regio Ausstellungen GmbH

670 RAM RegioAusstellungen GmbH Erfurt
671 RB CONSEILS ILEARNING FORUM
672 REAL SOCIEDAD CANINA DE MURCIA
673 REALNEWTECH
674 RECONAL EDICIONES
675 Reed Exhibitions Deutschland GmbH
676 REED EXHIBITIONS ITALIA S.R.L.
677 REED EXPOSITIONS FRANCE
678 Reed Messe Salzburg GmbH
679 Reed Messe Wien GmbH
680 REED MIDEM - A MEMBEROF REED EXHIBITIONS
681 Reed Travel Exhibitions
682 Reed Tüyap Fuarçılık A.Ş.
683 REGIE GAYANT EXPO
684 Rem Fuar Sergi ve Panayır Tanıtım Ltd.Şti.
685 Renkli Fuarçılık Ltd. Şti.
686 RESEAU ATLANTIQUE DIABETE (ACREDIA)
687 RESTEC Exhibition Company Ltd
688 RESTEC Exhibition Company Ltd
689 RETRO Messen GmbH
690 RIVA DEL GARDA FIERECONGRESSI SPA
691 RLP-Yarmarka Ltd
692 RLP-Yarmarka Ltd & Textilexpo JSC
693 RLP-Yarmarka Ltd.
694 ROMEXPO
695 Rönesans Fuarçılık ve Yayıncılık A.Ş.
696 Rotterdam Ahoy
697 Rotterdam Ahoy/Match Plus
698 ROUEN EXPO EVENEMENTS
699 Ruan Fuarçılık Ltd.Şti
700 Rumar und Partner GmbH
701 RusJewellerExpert
702 S&H Medical Sciences
703 S.I.TE.X. S.P.A.
704 Sada Uzmanlık Fuarları Tic. A.Ş.
705 SAFI
706 SAFIM Marseille
707 Saimenz GmbH
708 SAINT BRIEUC EXPO CONGRES
709 SAINT ETIENNE PARC EXPO
710 Sanoma Media Nederland B.V.
711 SARL ROUBY
712 SAVOIEXPO - CHAMBERY
713 SAWO
714 SBB AG
715 SCA - SOCIEDAD CANINA DE ARAGÓN
716 Schmid + Siegenthaler Consulting GmbH
717 SEAE (Société d'Encouragement à l'Agriculture et à l'Elevage)
718 Sedef Fuar ve Kongre Hizmetleri San. ve Tic. A.Ş.

LISTS OF USED CODES (3/3): List of organizers

719	Sektörel Fuarçılık A.Ş.
720	SENAF SRL
721	SENAR SRL
722	SEQC / Step Exhibitions Ltd
723	Shov Fuarçılık Ltd. Şti
724	SIAE (SALON INTERNATIONAL DE L'AERONAUTIQUE ET DE L'ESPACE)
725	SIAL (GROUPE COMEXPOSIUM)
726	Sinergia Barcelona SL
727	Sinerji Uluslararası Fuarçılık Ltd. Şti.
728	SMAU SBUSINESS SRL
729	SMAU SERVIZI SRL
730	SN PRO EXPO LLC
731	SNS Fuarçılık Tan. Org. Rek. Yay. San. Tic. Ltd. Şti
732	SO Fuar Ltd. Şti.
733	SOCIEDAD CANINA DE ALICANTE
734	Sociedad Española de Bioquímica y Biología Molecular
735	Sociedad Española de Cirugía Ortopédica y Traumatología
736	Sociedad Española de Hematología y Hemoterapia
737	Sociedad Nuclear Española
738	Sociedad Valenciana para el fomento de las razas caninas
739	SOCIÉTÉ 3E
740	SOCIETE CANINE DE LA GIRONDE
741	SOCIETE D'ORGANISATION DE SALONS ET DE SPECTACLES
742	SOCIETE DU SALON D'AUTOMNE
743	SOFEVEN Y FICOBA
744	SOGECOS
745	SOGOFIF
746	SOMEXPO
747	SOMMET DE L'ELEVAGE SAS
748	SOUD – Sochi Exhibitions Ltd.
749	Soysal Fuarçılık Tan. Org. Ltd. Şti.
750	SPACE
751	SPAS ORGANISATION
752	Spielwarenmesse eG
753	Spielwarenmesse Middle East Fuarçılık Ltd.Şti.
754	SPORTAIR
755	ST Alternatif Fuarçılık ve Organizasyon Tic. Ltd.Şti.
756	Start Fuarçılık ve Organizasyon Ltd. Şti.
757	Stockholmsmässan
758	STRASBOURG EVENEMENTS
759	Study Expo Fuarçılık A.Ş.
760	SUDVINBIO
761	Swiss Classic World
762	Swiss Handicap AG
763	Tampere Trade Fairs Ltd
764	Tan Fuarçılık Ltd. Şti
765	TARBES EXPO PYRENEES CONGRES

766	Targi Lublin
767	Targi Torunskie
768	Targi w Krakowie
769	TAX FREE WORLD ASSOCIATION - TFWA
770	Tema Fuarçılık A.Ş.
771	TENDANCES
772	TERRALIES ASSOCIATION
773	TERRE DE VINS
774	Textilexpo JSC
775	TG Ekspo Uluslararası Fuarçılık A.Ş.
776	TGS EVENEMENTS
777	The Eworld Team SL
778	THE EWORLD TEAM, S.L.
779	The Exhibition of Achievements of National Economy, JSC (JSC VDNH)
780	The Finnish Fair Corporation
781	The Finnish Housing Fair Co-op Organisaation
782	The Swedish Exhibition & Congress Centre
783	Thor Expo Fuarçılık Hizmet. A.Ş.
784	Thun-Expo, Thun
785	Tilesa Kenes Spain
786	together ag, St. Gallen
787	TOURS EVENEMENTS - GRAND-HALL - PARC DES EXPOSITIONS
788	Trésor Basel AG
789	Turab Fuarçılık Reklam Organizasyon Hizmetleri A.Ş.
790	Turismo 90, S.L.
791	Turizm Medya Grubu Fuarçılık A.Ş.
792	Türk Diş Hekimleri Birliği Fuar ve Org. Ltd. Şti.
793	Turkel Fair Organization
794	Türkel Fuarçılık A.Ş.
795	Turku Fair Center Ltd
796	TÜRSAB Fuarçılık Hizmetleri Tic.A.Ş.
797	Tüyap Adana Fuarçılık A.Ş.
798	Tüyap Anadolu Fuarları A.Ş.
799	Tüyap Bursa Fuarçılık A.Ş.
800	Tüyap Fuar ve Fuarçılık Hizmetleri A.Ş.
801	Tüyap İhtisas Fuarları A.Ş.
802	Tüyap Konya Fuarçılık A.Ş.
803	Tüyap Tüm Fuarçılık Yapım A.Ş.
804	UBM
805	UBM CANON
806	UBM ICC Fuarçılık ve Organizasyon Tic. A.Ş.
807	UBM İstanbul Fuarçılık Ve Gösteri Hizmetleri A.Ş.
808	UBM NTSR Fuar ve Gösteri Hizmetleri A.Ş.
809	UBM Rotaforte Uluslararası Fuarçılık A.Ş.
810	UCIA EXPOS SAS - CHALONS-EN-CHAMPAGNE
811	UKIP Media & Events Ltd
812	Ulusal Fuarçılık Org.Tic.Ltd.Şti.

813	Ünal Fuarçılık Ltd. Şti.
814	Unique Event Fuar Hizmetleri Tic..Ltd. Şti
815	United European Gastroenterology
816	Vakıf Fuarçılık Rek. Yay. Tanıtım Org. Tic. Ltd. Şti.
817	Valiant Bank AG
818	VAPEXPO
819	Vapexpo Spain
820	VAV Fuarçılık Ltd. Şti
821	VBUFFARD-ORGANISATIONS
822	VDRK - Verband der Rohr- undKanal-Technik-Unternehmen e.V.
823	"VEBOFIERA S.r.l."
824	VERDUN EXPO MEUSE
825	Verein Deutscher Werkzeugmaschinenfabriken e.V. (VDW)
826	VERONAFIERE SPA
827	Vestiyer Akademik Eğitim ve uarçılık Tic. Ltd. Şti.
828	VGROUP SRL
829	Via Fuarçılık A.Ş.
830	VIGNERONS INDEPENDANTS D'AQUITAINE (FEDERATION)
831	VIGNERONS INDEPENDANTS DE FRANCE
832	VINEXPO
833	VITRUM SRL
834	VMware
835	Voli Fuar Hizmetleri A.Ş.
836	VPOINT-ORG
837	V-Trade Exhibitions
838	Warsaw Exhibition Board
839	WATM Air Traffic Management
840	Waxee sarl
841	Wellfairs GmbH
842	Wex
843	WIR Messe Zürich AG
844	World Bulk Wine Exhibition S.L.
845	WSN DEVELOPPEMENT
846	Xpo España
847	Xpo Fuarçılık Ltd Sti
848	XPO Fuarçılık Ltd.Şti
849	Xpo Italia Srl
850	XPO Messe Kontakt Schweiz
851	Xpo Messe Kontakt Schweiz GmbH
852	Xpo Sverige AB
853	Yem Fuarçılık A.Ş.
854	Yugorskiye Kontrakty Regional Exbn. Center JSC
855	Zagrebaçi Holding d.o.o. - Podružnica Zagrebaçi velesajam
856	ZIAD
857	ZT Fachmessen
858	Zümrüt Fuarçılık Tan. Org. San. Ve Tic. Ltd. Şti.
859	Zurich Marató

CITIES WITH EVENTS IN 2017, BY COUNTRY

page n°

Austria	Cannes	33	Saint Aignan sur Cher.....	76	CATANIA.....	33	Russia	Utrecht.....	82
Innsbruck	41	Castres	33	Saint Malo	76	CERNOBBIO	36	Venray.....	85
Klagenfurt	50	Chalon-sur-Saone	33	Saint-Amand Montrond.....	77	CREMONA.....	49	Turkey	
Linz	55	Chalons en Champagne	33	Saint-Brieuc	77	FERRARA.....	52	Adana	22
Ried.....	75	Chambéry.....	34	Saint-Etienn	77	FIRENZE.....	64	Adiyaman	22
Salzburg	77	Chartres.....	34	Strasbourg	79	FOGGIA	68	Afyonkarahisar	22
Wels	86	Chateaubriant	34	Tarbes.....	80	FORLI.....	68	Aksaray	22
Wien.....	86	Chatellerault.....	34	Toulon.....	81	GENOVA.....	68	Amasya.....	22
Belgium		Cherbourg.....	34	Toulouse.....	82	LONGARONE.....	76	Ankara	23
Antwerp	25	Chinon.....	34	Tours.....	81	LUCCA.....	78	Antalya	24
Brussels	32	Clermont-Ferrand	34	Valence	82	MARCIANISE / CE.....	61	Aydin	26
Charleroi.....	34	Colmar	34	Vannes.....	85	MILANO.....	62	Balikesir	26
Ghent.....	39	Dijon.....	35	Verdun.....	85	MONTICHIARI	64	Batman	28
Kortrijk.....	52	Douai	35	Villeurbanne.....	85	NAPOLI	67	Bolu	30
Liège	54	Grenoble.....	40	Germany		PADOVA.....	70	Burdur	32
Marche-en-Famenne	61	La Grande Motte	52	Augsburg	25	PARMA.....	73	Bursa	32
Mechelen	62	La Roche sur Yon	52	Bad Salzuflen.....	26	PIACENZA.....	73	Çorum	34
Mons	64	La Rochelle	52	Berlin	28	PORDENONE	73	Denizli	35
Namen	66	La Roche-sur-Foron	53	Bremen	31	RAVENNA.....	75	Diyarbakir	35
Bulgaria		L'Aigle.....	53	Chemnitz	34	RIMINI	75	Edirne	36
Plovdiv.....	73	Le Havre	53	Dortmund	35	RIVA DEL GARDA	76	Elazığ	36
Croatia		Le Mans	54	Düsseldorf.....	35	ROMA	76	Erzurum	37
Zagreb	86	Le Port Marly.....	54	Erfurt.....	37	SANTA LUCIA DI PIAVE / TV.....	77	Eskişehir	37
Czech Republic		Lille	54	Essen.....	37	TORINO	81	Gaziantep	38
Brno.....	31	Limoges.....	55	Frankfurt/Main	37	VERONA.....	85	Haşta	41
Finland		Lisieux	55	Hamburg.....	40	VICENZA.....	85	İsparta.....	42
Helsinki.....	41	Lorient	56	Hannover	40	Luxembourg		Istanbul.....	42
Hyvinkää.....	41	Lyon	57	Husum	41	Luxembourg.....	56	İzmir	47
Jyväskylä	48	Macon	58	Idar-Oberstein.....	41	Moldavia		Kahramanmaraş	48
Lahti.....	53	Mantes la Jolie.....	61	Karlsruhe.....	48	Chisinau.....	34	Karaman	48
Mikkeli	62	Marne la Vallée.....	61	Kassel	48	Monaco		Kastamonu	48
Oulu	69	Marseille	61	Kempton	49	Monaco.....	64	Kayseri	49
Rovaniemi	76	Metz	62	Köln	51	Poland		Kırıkkale	50
Tampere.....	80	Montbelliard	64	Leipzig	54	Bielsko Biala.....	29	Kırklareli	50
Tornio	81	Montluçon	64	Magdeburg.....	60	Bydgoszcz.....	33	Kırşehir	50
Turku.....	82	Montpellier	64	Mainz	60	Gdansk	38	Kocaeli	50
France		Mulhouse.....	66	München.....	66	Gdynia	38	Konya	51
Agen	22	Nancy.....	67	Nürnberg	68	Katowice.....	49	Kütahya	52
Alençon	22	Nantes	67	Offenbach.....	68	Kielce.....	49	Malatya	61
Ales	22	Nevers	67	Offenburg.....	69	Krakow	79	Manisa	61
Amiens	23	Nice	67	Rosenheim	76	Lódz	56	Mardin	61
Angers	23	Nîmes.....	67	Rostock	76	Lublin.....	56	Mersin	62
Angoulême.....	23	Niort	68	Stuttgart	79	Ostróda.....	69	Mugla	66
Annecy	24	Orange	69	Wächtersbach.....	85	Poznan	74	Niğde	67
Antibes	25	Orleans	69	Hungary		Sosnowiec.....	78	Ordu.....	69
Auxerre.....	25	Paris.....	70	Budapest.....	32	Torun	81	Osmaniye	69
Avignon	25	Pau.....	73	Debrecen.....	35	Warsaw	85	Samsun	77
Besançon	29	Périgueux	73	Italy		Wilkowice.....	86	Şanlıurfa	77
Beziers.....	29	Perpignan.....	73	ALBA	22	Wisla	86	Sivas	78
Biarritz	29	Poitiers.....	73	AREZZO.....	25	Wroclaw.....	86	Tekirdağ	80
Bienville.....	29	Pontarlier.....	73	BARI.....	28	Portugal		Tokat	81
Bordeaux	30	Quimper.....	75	BERGAMO.....	28	Lisbon	55	Uşak	82
Bourg-en-Bresse	31	Reims.....	75	BOLOGNA.....	30	Porto	74	Van	84
Bourges	31	Rennes	75	BOLZANO.....	30	Romania		Yozgat	86
Brest	31	Romans	76	BRA	31	Arad	25	Zonguldak	87
Caen.....	33	Rouen.....	76	CARRARA MARINA / MS.....	33	Bucharest.....	32	Ukraine	
						Cluj - Napoca	34	Kiev	50
								Lviv	57

2017 EVENTS BY CITY

	Interval/Year	Opening date	Closing date	Space					Exhibitors					Visitors/Visits (*)		Organizer	Auditor	Industry sector	
				Rented Space (sq.m)					Exhibitors with their own stands		Represented firms		Admission for Trade/Public	Total					
				Total	Halls		Open air		from... countries	Total	Foreign/International (*)	Total		Foreign/International (*)	Total				Foreign/International (*)
	Total	Foreign/	Total	Foreign/															
ADANA (TR)																			
3rd Çukurova Agriculture Fair 2017	1	27/4	30/4	6 869	6 869	0			8	65	0		26	T/P	25 252	62	246	15	1
3rd Real Estate Investment Fair	1	8/12	10/12	336	336	0			0	23	0		0	T/P	2 335	31	246	15	15
Adana 10th Packaging Fair 2017	1	10/5	14/5	315	315	0			0	20	0		0	T/P	28 735	0	797	15	11
Adana 11th Agriculture Fair	1	8/11	12/11	18 192	18 192	0			14	123	0		30	T/P	201 757	250	191,797	15	1
Adana 11 th Furniture-Decoration Fair 2017	1	3/10	8/10	6 344	6 344	0			0	73	0		0	T/P	40 422	200	191,797	15	21
Adana 11th Greenhouse-Garden Fair 2017	1	8/11	12/11	2 648	2 648	0			3	58	0		4	T/P	201 757	250	797	15	1
Adana Building Renovations, Decoration, Amendment, Restoration and Technologies Fair	1	16/2	19/2	309	309	0			1	20	0		0	T/P	40 267	172	797	15	5
Adana Construction 2017 11th Construction Technologies, Construction and Works Machinery, Infrastructure Fair	1	16/2	19/2	3 150	3 150	0			0	66	0		0	T/P	40 267	172	797	15	5
Adana Urban 2017 Adana 9.Municipality Necesseties, Urban Furnishings, Landsacaping And Sport Facilities Fair	1	16/2	19/2	834	834	0			0	27	0		0	T/P	40 267	172	797	15	10
Çukurova 10. Book Fair	1	7/1	15/1	4 560	4 560	0			1	169	0		0	T/P	265 000	0	191,797	15	3
EV'leniyoruz Adana 2. Wedding Preparations Fair	1	14/12	17/12	3 142	3 142	0			0	70	0		0	T/P	30 729	0	797	15	21
Ev'leniyoruz 2017 Wedding Preparation Fair	1	9/3	12/3	1 564	1 564	0			0	79	0		0	T/P	27 437	0	797	15	21
Gurmet 2017 10.Çukurova Food and Regional Tastes Fair	1	10/5	14/5	1 500	1 500	0			0	61	0		0	T/P	28 735	0	797	15	2
IHS 2017 Adana 10th Heating, Cooling, Air Conditioning, Natural Gas Technology, Installation and Insulation Fair	1	16/2	19/2	933	933	0			0	31	0		0	T/P	40 267	172	797	15	5
Adiyaman (TR)																			
Construction	1	9/11	12/11	2 300	2 300	0			0	45	0		0	T/P	52 000	0	546	15	5
Food, Agriculture Technology Fair	1	4/5	7/5	7 060	7 060	0			0	70	0		0	T/P	186 000	0	546	15	1
Regional Products	1	19/10	29/10	1 500	1 500	0			0	52	0		0	T/P	170 000	0	546	15	2
Afyonkarahisar (TR)																			
Afyonkarahisar livestock, agro, meat, and dairy technologies, machines and equipments	1	13/9	16/9	4 650	4 650	0			0	55	0		2	T/P	6 800	68	245	15	1
7. Afyonkarahisar Agriculture, stockbreeding and agro technology fair	2x1	7/9	10/9	6 344	6 344	0			0	156	0		0	T/P	18 760	480	60	15	1
6. Afyonkarahisar Agriculture, stockbreeding and agro technology fair	2x1	13/4	16/4	6 344	6 344	0			0	155	0		0	T/P	18 760	480	60	15	1
AGEN (FR)																			
FOIRE EXPOSITION D'AGEN	1	13/9	17/9	8 140	4 238	23	3 902	0		175	3		P	21 436	0	27	8	27	
Aksaray (TR)																			
2. Aksaray Furniture, Household appliances and Accessories Fair	1	10/8	13/8	4 285	4 285	0			0	35	0		0	T/P	39 543	0	60	15	12
3. Aksaray Car, Commercial Vehicles and Spare Parts Industry Exhibition	1	10/8	13/8	3 570	3 570	0			0	26	0		0	T/P	39 543	0	60	15	16
4.Aksaray Agriculture, Stock Breeding and Agro Technology Fair	1	2/3	5/3	6 844	6 844	0			0	115	0		0	T/P	41 294	0	60	15	1
Aksaray Livestock, Agriculture Machines equipments Fair	1	24/8	27/8	3 878	3 878	0			0	38	0		0	T/P	1 000	0	245	15	1
ALBA (I)																			
FIERA INTERNAZIONALE DEL TARTUFO BIANCO D'ALBA	1	7/10	26/11	1 650	0	0	1 650	0	1	100	0	0	0	T/P	108 371	43 006	176	5	2
ALENCON (F)																			
FOIRE EXPOSITION - ALENCON	1	1/3	6/3	6 373	6 373	6	0	0	1	179	1		P	19 486	0	501	7	27	
ALES (F)																			
MIAM - ALES	1	17/11	20/11	2 277	2 277	156	0	0		138	4		P	21 680	0	143	7	2	
HABITAT -ALES	1	22/9	25/9	4 689	4 689	0	0	0		200			P	14 374	0	297	7	13	
Amasya (TR)																			
Amasya Agriculture Fair 2017	1	18/5	21/5	12 000	12 000	0			0	120	0		0	T/P	56 600	0	91	15	1

(*) Please refer to each national definition given at the beginning of the report

2017 EVENTS BY CITY

	Interval Year	Opening date	Closing date	Space						Exhibitors				Visitors/Visits (*)		Organizer	Auditor	Industry sector		
				Rented Space (sq.m)						Exhibitors with their own stands		Represented firms		Admission for Trade/Public	Total					
				Total	Halls		Open air		from... countries	Total	Foreign/International (*)	Total	Foreign/International (*)		Total					Foreign/International (*)
	Total	Foreign/	Total	Foreign/																
AMIENS (F)																				
	1	3/6	11/6	7 095	4 263	115	2 832	0	5	251	6			P	32 687	0	547	8	27	
	1	19/10	19/10	400	400	22	0	0	2	71	4			T	419	0	168	8	4	
	1	13/10	15/10	911	911	0	0	0		90				P	2 986	0	370	8	13	
Amsterdam (NL)																				
	2	31/10	2/11	304	304	52			3	13	2			T	521		668		7	
	2	31/10	2/11	3 114	3 114	517			8	94	19			T	4 307	293	668		7	
	2	31/10	3/11	22 357	22 357	18 722			45	909	773			T	20 490	8 772	668		2,5,9,19	
	1	25/4	26/4	687	687					85				T	836		431		22	
	1	26/9	27/9	162	162					50				T	150		146		3,6	
	1	7/3	11/3	13 738	13 738	514			8	255	17			P	35 164	174	668		1,26	
	1	7/1	10/1	24 575	24 575	2 636			17	639	92			T/P	65 328	1 262	668		2,3,4,8,10,12	
	1	18/2	26/2	22 034	22 034	1 790			19	496	48			P	216 921	460	668		2,3,12,13,14,18,22,23,24,25,27	
	1	15/9	19/9	51 422	51 422					1 735				T	57 669		417		21	
	1	11/7	14/7	10 000	10 000					200				T	4 718		429		13	
	1	7/2	10/2	48 500	48 500					1 143				T	73 413		450		18,21	
	1	7/12	11/12	42 500	42 500					400				P	52 000		519		3,27,24,14,6,2	
	1	14/11	16/11	26 999	26 999	22 936			92	1 471	1 267			T	24 856	10 493	668		19,26	
	2	19/10	21/10	5 420	5 420				1	68	0			T/P	3 786	157	668		16,26	
	1	16/5	17/5	40 153	40 153	14			67	2 276				T	14 165	10 698	653		2,4,14	
	2	18/6	20/6	6 094	6 094	5 315			30	216	195			T	3 277	1 670	668		19	
	1	3/10	8/10	22 000	22 000					210	3			P	98 000		710		3,4,5,12,13,27	
	1	20/11	21/11	1 980	1 980					220				T	6 500		844		2	
ANGERS (F)																				
	1	20/4	24/4	21 533	8 740	56	12 793	0	4	381	4			P	42 823	0	52	8	27	
	1	28/2	28/2	376	376	0	0	0	0	66	0			T	295	0	168	8	4	
	1	23/11	26/11	578	578	98	0	0	4	52	5			P	6 736	0	370	8	3	
	1	11/3	12/3	1 000	1 000	0	0	0		63				P	3 206	0	621	7	3	
	1	4/11	5/11	1 038	1 038	0	0	0		65				P	2 622	0	621	7	3	
	1	10/10	12/10	4 737	4 737	297	0	0		405	16			T	4 923	66	276	7	19	
	1	17/1	19/1	15 222	15 129	863	93	0	10	603	64			T	22 752	1 026	52	8	1	
	1	5/2	7/2	2 081	2 081	27	0	0	3	227	3			T	8 292	796	52	8	2	
	1	25/11	27/11	1 546	1 546	0	0	0		126				P	12 067	0	371	8	2	
	1	24/2	26/2	1 170	1 170	28	0	0		139	4			P	12 250	0	751	7	14	
ANGOULEME (F)																				
	1	21/11	21/11	260	260	0	0	0		19				P	308	0	149	8	22	
Ankara (TR)																				
	1	20/4	23/4	5 309	5 309	0			7	82	0		15	T/P	8 211	55	193	15	5	
	1	16/3	19/3	1 700	1 700	0			1	25	0		1	T/P	3 000	75	437	15	15	
	1	20/4	23/4	2 010	2 010	0			0	41	0		0	T/P	5 300	35	437	15	8	
	1	16/3	19/3	1 750	1 750	0			2	24	0		2	T/P	6 500	240	437	15	5	
	1	7/12	10/12	2 200	2 200	225			0	53	9		1	T/P	5 000	150	723	15	27	
	1	17/11	19/11	1 500	1 500	0			0	42	0		0	T/P	5 771	27	699	15	1	
	1	24/5	26/5	4 574	4 574	676			11	156	21		16	T/P	6 447	249	541	15	5	
	1	6/4	9/4	5 212	5 212	0			13	93	0		29	T/P	9 418	86	193	15	7	
	1	9/3	12/3	3 017	3 017	44			1	69	1		0	T/P	15 374	485	567	15	2	
	1	2/6	21/6	606	606	0			0	70	0		0	T/P			816	15	3	
	1	13/7	14/7	1 300	1 300	0			0	71	0		0	T/P	25 706	0	236	15	8	
	1	14/9	17/9	13 000	13 000	0			0	136	0		20	T/P	36 040	510	437	15	1	
	8x1	16/3	16/3	1 845	1 845	628			28	44	15		24	T/P	1 495	3	36	15	8	
	8x1	17/10	17/10	1 845	1 845	628			25	54	43		11	T/P	1 489	3	36	15	8	
	1	18/5	21/5	4 302	4 302	0			0	22	0		0	T/P	23 762	2	465	15	1	
	1	18/5	21/5	7 382	7 382	0			0	51	0		0	T/P	7 382	2	465	15	27	
	1	5/10	8/10	2 800	2 800	0			3	29	0		4	T/P	1 871	319	437	15	19	

(*) Please refer to each national definition given at the beginning of the report

2017 EVENTS BY CITY

	Interval Year	Opening date	Closing date	Space						Exhibitors						Visitors/Visits (*)				Organizer	Auditor	Industry sector
				Rented Space (sq.m)						Exhibitors with their own stands			Represented firms			Admission for Trade/Public						
				Total	Halls		Open air		from... countries	Total	Foreign/International (*)	Total	Foreign/International (*)	Total	Foreign/International (*)	Total	Foreign/International (*)					
	Total	Foreign/	Total	Foreign/																		
Ankara (TR)																						
Ankara Education Fair	1	9/2	12/2	1 366	1 366	0			0	44	0	0	0	T/P	55 000	0	303	15	8			
Ankara Forexpo- Forex, Stocks and Derivatives Expo	1	8/4	9/4	2 100	2 100	0			0	21	0	0	0	T/P	724	12	813	15	8			
Ankara Tourism Fair	1	23/3	26/3	4 286	4 286	466			10	82	9	1	1	T/P	28 200	785	90	15	2			
Ankatek 2017	1	24/5	27/5	2 100	2 100	0			0	42	0	20	20	T/P	9 755	0	2	15	19			
Art Ankara	1	15/3	19/3	5 145	5 145	548			20	103	9	11	11	T/P	39 650	1 100	90	15	3			
Book Fair	1	6/1	15/1	5 000	5 000	0			0	178	0	0	0	T/P	320 000	0	303	15	3			
Central Asia and The Traditional Products Expo	1	22/12	31/12	2 500	2 500	500			10	120	20	0	0	T/P	60 000	0	684	15	3			
Citytech 2017 11.International Municipality and Municipal Equipment Fair	1	28/9	1/10	8 000	8 000	0			7	80	0	12	12	T/P	4 766	487	437	15	10			
CNR IMOBA Ankara 2nd Ankara Furniture Fair	1	30/3	2/4	4 478	4 478	0			0	49	0	0	0	T/P	12 370	157	646,461	15	12			
CNR Real Estate Ankara-Residential Commercial Investment, Leasing and Financing Fair	1	7/9	10/9	2 700	2 700	72			3	34	3	0	0	T/P	4 500	500	461	15	15			
E-Game Show	1	11/5	14/5	1 597	1 597	72			2	29	1	1	1	T/P	19 200	495	90	15	21			
EIF 2017 10th International Energy Congress and Fair	1	8/11	10/11	4 300	4 300	191			37	172	14	23	23	T/P	12 365	750	210	15	9			
EV-DEKOR 2017 2th Housewares Home Textiles and Electrical Appliances Fair	1	16/3	19/3	1 600	1 600	0			0	22	0	1	1	T/P	5 500	50	437	15	21			
Flora Garden 2.Landscaping and Garden Furniture Fair	1	28/9	1/10	3 800	3 800	0			4	53	0	2	2	T/P	4 766	487	437	15	12			
IBATECH 11.International Trade Fair for Bakery, Pastry Machines, Ice Cream, Chocolate and Technologies IBATECH Ankara	1	9/3	12/3	1 660	1 660	182			4	33	4	0	0	T/P	15 374	485	567	15	2			
IEFT Education Fairs Of Turkey	8x1	23/3	23/3	600	600	564			18	70	65	0	0	T/P	2 000	0	460	15	8			
IEFT Education Fairs Of Turkey	8x1	24/10	24/10	600	600	564			19	90	80	0	0	T/P	2 100	0	460	15	8			
International Handcraft and Traditional products Expo	1	1/12	10/12	2 500	2 500	500			16	123	25	0	0	T/P	60 000	0	684	15	3			
Isaf Exclusive Exhibition and Conference	1	7/3	9/3	848	848	120			1	33	1	14	14	T/P	2 328	10	532	15	7			
KIDS 2017 3th Mother, Baby and Child Needs Fair	1	20/4	23/4	1 750	1 750	0			0	34	0	0	0	T/P	4 600	50	437	15	13			
Komatek 2017 15th International Construction Machinery, Technology And Equipment Trade Fair	1	3/5	7/5	48 782	48 782	358			21	227	20	93	93	T/P	33 734	1 557	704	15	5			
Livestock, Animal Production Technology, Milk and Feed Industry Fair	1	14/9	17/9	3 000	3 000	0			0	25	0	0	0	T/P	36 040	510	437	15	1			
Marketq-Shop and market equipments fair	1	28/9	30/9	2 674	2 674	237			8	51	3	8	8	T/P	822	26	541	15	4			
Modev Intenational Furniture and Decoration Fair	1	1/4	9/4	9 859	9 859	215			15	93	2	12	12	T/P	71 799	2 867	4	15	12			
PETZOO Ankara Pet Products Fair	1	27/4	30/4	3 000	3 000	29			2	52	2	0	0	T/P	17 630	73	812	15	12			
POLAGRI'17 Polatli Agriculture and livestock equipment food fair	1	27/4	30/4	12 800	12 800	0			0	79	0	12	12	T/P	36 800	20	858	15	1			
Seeds and Arboriculture Fair	1	14/9	17/9	3 000	3 000	0			0	25	0	0	0	T/P	36 040	510	437	15	1			
Smart Building Technologies and electrical systems fair	1	23/11	26/11	4 677	4 677	0			0	99	0	0	0	T/P	4 190	10	63	15	21			
SODEX ANKARA 2017	1	10/5	13/5	4 388	4 388	0			0	121	0	25	25	T/P	6 312	320	399	15	5			
Study EXPO fairs	8x1	28/2	28/2	313	313	240			18	45	40	0	0	T/P	1 247	0	759	15	8			
Study EXPO fairs	8x1	16/11	16/11	252	252	234			19	42	39	0	0	T/P	986	0	759	15	8			
Su/Tek 1. Water and water technology Fair	1	28/9	1/10	2 010	2 010	24			0	32	1	8	8	T/P	4 766	487	437	15	10			
Traffic, Highway Traffic Security Fair	1	16/11	18/11	3 810	3 810	80			2	88	2	12	12	T/P	8 432	212	240	15	7			
ANNECY (F)																						
FRANCE CE ANNECY	1	3/10	3/10	392	392	6	0	0	1	70	1			T	331	0	168	8	4			
MARIÉE - ANNECY	1	21/10	22/10	3 169	3 169	36	0	0		112	3			P	4 658	0	526	7	25			
Antalya (TR)																						
1.Antalya University Preference Exhibition	1	23/7	23/7	600	600	0			0	37	0	0	0	T/P	3 813	0	236	15	8			
11. International Dossodossi Fashion Show Fair	2x1	8/6	13/6	2 500	2 500	0			0	23	0	0	0	T/P	3 000	2 700	212	15	25			
12. International Dossodossi Fashion Show Fair	2x1	13/12	18/12	2 500	2 500	0			0	23	0	0	0	T/P	3 000	2 700	212	15	25			
2. Toys Turkey	1	27/9	30/9	4 000	4 000	0			8	31	0	0	0	T/P	820	21	26	15	13			
2.Antalya Konyaalti Happy Child Fair	1	4/5	7/5	1 934	1 934	0			0	42	0	0	0	T/P	57 327	0	598	15	13			
25.International Yapex -Building Materials, Construction Technology, Building Renovation and Restoration	1	15/11	18/11	6 612	6 612	0			0	158	0	32	32	T/P	28 675	342	37	15	5			
8.Antalya Konyaalti Book Fair	1	24/11	3/12	3 008	3 008	0			0	55	0	0	0	T/P	303 600	0	598	15	3			

(*) Please refer to each national definition given at the beginning of the report

2017 EVENTS BY CITY

	Interval Year	Opening date	Closing date	Space					Exhibitors					Visitors/Visits (*)			Organizer	Auditor	Industry sector
				Rented Space (sq.m)					Exhibitors with their own stands			Represented firms		Admission for Trade/Public	Total				
				Total	Halls	Open air	Total	Foreign/	from ... countries	Total	Foreign/	Total	Foreign/		Total	Foreign/			
	Total	Foreign/	Total	Foreign/		Total	International (*)	Total	International (*)		Total	International (*)							
Antalya (TR)																			
Anfaş Food Product- 24. International Trade Exhibition For Food and Beverage	1	15/2	18/2	5 766	5 766	48			4	116	4		10	T/P	29 850	1 820	51	15	2
Anfaş Hotel Equipment - 28.International Hospitality Industry Equipments Exhibition	1	18/1	21/1	8 387	8 387	231			3	138	4		20	T/P	24 543	721	51	15	2
Animal Antalya 5.International Animal and Dairy Industry Fair	1	25/10	28/10	2 180	2 180	15			0	40	1		3	T/P	11 210	75	206,291	15	1
Cityexpo	1	23/3	26/3	5 846	5 846	12			1	96	1		0	T/P	5 015	202	665	15	10
CM Expo	1	4/10	7/10	13 307	13 307	669			10	196	39		0	T/P	7 239	1 089	122	15	5
Domatexpo Tomato Growing and Technology Fair	1	16/11	18/11	2 802	2 802	0			0	48	0		12	T/P	9 075	240	591	15	1
Franchise Expo Eurasia Antalya 2017	1	18/5	21/5	1 000	1 000	0			0	40	0		0	T/P	498	0	43	15	4
Growtech Eurasia 2017 17th International Greenhouse, Agricultural Equipment and Technologies Fair	1	29/11	2/12	25 863	25 863	2 793			26	517	160		323	T/P	41 324	5 381	808	15	1
Hestourex " World Health Sport Tourism Congress & Exhibition"	1	6/4	9/4	8 048	8 048	187			4	137	4		1	T/P	27 398	2 876	39	15	2
Leather and Fur Garment Fair	1	6/6	8/6	1 276	1 276	0			0	35	0		0	T/P	1 280	820	64	15	25
Leather and Fur Garment Fair	1	5/12	7/12	1 372	1 372	0			0	40	0		0	T/P	950	820	64	15	25
Medical Supply Chain Management Congress and Exhibition	1	7/12	9/12	2 000	2 000	0			0	60	0		3	T/P	1 300	5	240	15	22
Natural Gas Antalya	1	7/9	10/9	1 650	1 650	0			0	23	0		0	T/P	5 500	0	199	15	5
OHSAD / OHSAD Summit and Medical Exhibition	1	27/4	29/4	3 200	3 200	0			2	72	0		12	T/P	2 320	12	240	15	22
Pre-Wedding - Wedding Preparation Fair	1	16/2	19/2	1 750	1 750	0			0	69	0		0	T/P	15 300	0	199	15	25
Stone Desing Show Antalya Natural Stone and Marble, Project and Technologies	1	18/10	21/10	2 655	2 655	0			0	33	0		0	T/P	1 068	120	794	15	19
TOYS TURKEY	1	11/4	14/4	4 200	4 200	0			0	37	0		0	T/P			26	15	13
YÖREX Regional Products Exhibition	1	13/9	17/9	6 132	6 132	0			1	176	0		1	T/P	161 104	0	51	15	2
YOTGEF Higher Education Promotoion Days and Education Fair	1	6/4	8/4	976	976	0			0	49	0		0	T/P	19 980	0	30	15	8
ANTIBES (F)																			
SALONS CE ANTIBES	1	26/9	26/9	338	338	8	0	0	2	66	2			T	453	0	168	8	4
Antwerp (BE)																			
Bouw & Reno	1	14/1	22/1	9 789	9 789	226	0	0	2	264	10			P	31 608	53	224		3,5,9
CARAT+	1	4/5	6/5	2 136	2 136	792	0	0	12	103	37			T	2 927		224		24
M+R	2	29/3	30/3	1 256	1 256	180	0	0	5	75	13			T	2 273		224		19
Maintenance	1	29/3	30/3	2 725	2 725	630	0	0	5	131	32			T	3 325		224		19
Transport & Logistics	2	17/10	19/10	8 032	8 032	1 082	0	0	10	274	52			T	8 880		224		26
Arad (RO)																			
AGROMALIM	1	7/9	10/9	17 341	1 424	502	15 917	4 301	4	263	49	n.a.	n.a.	T/P	11 826	n.a.	283	4	1
AR-MEDICA	1	2/11	4/11	988	988	50	0	0	4	80	4	n.a.	n.a.	T/P	3 065	n.a.	283	4	22
AREZZO (I)																			
ORO AREZZO	1	6/5	9/5	7 709	7 709	569	0	0	11	581	50	0	0	T	8 632	3 482	58	10	24
Augsburg (D)																			
Interlift - International Trade Fair for Elevators, Components & Accessories	2	17/10	20/10	23 097	23 097	15 039			47	556	393			T	19 215	10 953	22	9	5,26
AUXERRE (F)																			
FOIRE EXPOSITION - AUXERRE	1	13/9	18/9	6 403	3 052	18	3 351	0	1	154	1			P	15 132	0	99	8	27
VINS DE FRANCE - AUXERRE	1	18/3	19/3	530	530	12	0	0	1	53	1			P	3 140	0	148	7	2
AVIGNON (F)																			
ANIMO ET NATURE	1	30/9	1/10	1 034	1 034	0	0	0		22				P	11 862	0	103	7	3
CHEVAL PASSION - AVIGNON	1	18/1	22/1	10 088	10 088	923	0	0		295	28			P	64 544	0	103	7	3
FOIREXPO - AVIGNON	1	14/4	17/4	7 162	7 162	106	0	0		225	6			P	29 734	0	103	7	27
FRANCE CE AVIGNON	1	28/2	28/2	282	282	0	0	0	0	49	0			T	334	0	168	8	4
LYCEENS ET ETUDIANTS - AVIGNON	1	2/12	2/12	648	648	9	0	0	1	72	1			P	3 021	0	508	8	8
SEPEM INDUSTRIES SUD EST - AVIGNON	1	25/4	27/4	3 528	3 528	192	0	0		291	16			T	2 465	55	276	7	19

(*) Please refer to each national definition given at the beginning of the report

2017 EVENTS BY CITY

	Interval Year	Opening date	Closing date	Space					Exhibitors					Visitors/Visits (*)			Organizer	Auditor	Industry sector	
				Rented Space (sq.m)					Exhibitors with their own stands			Represented firms		Admission for Trade/Public	Total					
				Total	Halls		Open air		from... countries	Total	Foreign/International (*)	Total	Foreign/International (*)		Total	Foreign/International (*)				
	Total	Foreign/	Total	Foreign/																
Aydın (TR)																				
1.Turkish-Arabic Hotel, Restaurant, Cafe, Pastry Equipment, hospitality, accomodation technologies and food services suppliers expo, Business Organisation	1	2/5	5/5	1 500	1 500	0			18	35	0		0	T/P	600	300	789	15	2	
2. Turkish-Arabic Agriculture&Agricultural Technologies Expo, Business Organisation	1	2/5	5/5	1 500	1 500	0			18	27	0		0	T/P	300	150	789	15	1	
4. Turkish-Arabic Food& Food Technologies Expo, Business Organisation	1	2/5	5/5	1 500	1 500	0			18	72	0		0	T/P	800	400	789	15	2	
Aegean Hostech 2 nd Hotel Equipment , Hospitality, Accomodation Technology and Home Consumption Fair	1	22/2	25/2	7 900	7 900	0			0	91	0		13	T/P	9 780	915	376	15	2	
Aydın Agriculture, Food and Livestock Fair	1	16/2	19/2	12 710	12 710	0			0	130	0		13	T/P	156 000	27	488	15	1	
Bad Salzuflen (D)																				
FMB – The Supplier Show for Mechanical Engineering	1	8/11	10/11	9 287	9 287	690			13	544	46	10	4	T	6 496	198	159	9	19	
BADAJOSZ (E)																				
VIII Feria del Caballo y del Toro. ECUEXTRE	1	8/6	11/6	6 576	1 703	144	0	0	2	52	9	2	2	P	12 043	ND	424	11	3,25	
X Feria de la Belleza	1	3/2	5/2	2 492	1 251	138	0	0	3	54	7	0	0	T/P	9 351	ND	424	11	14,24	
XX Feria de los Mayores de Extremadura	1	9/3	12/3	4 531	1 113	60	0	0	2	45	3	0	0	P			424	11	3,22	
XXIV Feria del Mueble y la Decoración. HOGAR	1	31/3	2/4	4 383	2 264	478	0	0	2	52	11	0	0	P	12 267	ND	424	11	12,13	
XXVI Feria de la Infancia y la Juventud. IBEROCIO	1	26/12	30/12	8 167	122	48	1 800	0	2	6	2	0	0	P	28 642	ND	424	11	3,22	
XXVII Feria de la Caza, Pesca y Naturaleza Ibérica. FECIEIX	1	14/9	17/9	5 032	2 438	290	0	0	3	76	15	0	0	P	24 693	ND	424	11	3,1	
XXVII Feria Hispano Portuguesa. FEHISPOR	1	16/11	19/11	3 154	2 266	1 138	0	0	2	83	35	22	2	P	23 082	ND	424	11	27	
Balıkesir (TR)																				
7.Gönen Agricultural and Livestock Equipment Fair	1	6/4	9/4	12 171	12 171	0			0	94	0		0	T/P	102 500	0	685	15	1	
Balıkesir Agricultural Fair 2017 Balıkesir Agriculture Livestock and Food Fair	1	23/2	26/2	8 000	8 000	0			0	120	0		0	T/P	150 000	0	91	15	1	
BARCELONA (E)																				
4YFN - Four Years From Now, Mobile entrepreneurship event build mobile ideas and startups	1	27/2	2/3	11 440	11 440	1 150	0	0	ND	500	50	ND	ND	T	19 000	1 000	583,341		21	
A@W Barcelona	1	29/3	30/3	1 776	1 776	943	0		13	145	77			T	2 361	120	846		5,12	
ANNUAL MEETING WHOLESALÉ	1	10/1	11/1	1 400	1 400	ND	0	0	ND	ND	ND	ND	ND	P	500	0	47,341		3	
ARNOLD CLASSIC EUROPE	1	22/9	24/9	8 000	8 000	0	0	0	ND	133	0	ND	ND	P	26 000	0	12,341		3	
ATLASSIAN SUMMIT EUROPE	1	2/5	5/5	13 300	13 300	ND	0	0	ND	ND	ND	ND	ND	T			92,341		21	
AUTO RETRO	1	16/11	19/11	32 000	32 000	7 467	0	0	ND	150	35	ND	ND	P	50 000	0	256,341		16	
AUTOMOBILE CONNECTED HUB	2	11/5	21/5	1 846	241	33	0	0	4	14	3	0	0	T/P	5 987	ND	341	11	16,21	
AUTOMOBILE MOTORSHOW	2	11/5	21/5	29 788	24 904	486	0	0	4	68	7	0	0	P	103 797	28	341	11	16	
BARCELONA BRIDAL FASHION SHOWS	1	25/4	28/4	16 573	10 373	6 836	0	0	27	175	108	5	5	T	6 001	3 528	341	11	25	See note 1
BARCELONA MEETING POINT - BMP	1	18/10	22/10	3 000	3 000	300	0	0	ND	60	6	ND	ND	T/P	18 000	0	242,341		15	
BARCELONA TATTOO EXP	1	29/9	1/10	9 500	9 500	3 800	0	0	ND	290	116	ND	ND	P	14 000	3 500	656,341		3	
BB CONSTRUMAT	2	23/5	26/5	13 439	10 639	1 882	0	0	22	301	70	85	22	T	25 049	1 946	341	11	5	
BCN GAMES WORLD	1	5/10	8/10	28 962	11 449	638	0	0	9	155	11	7	1	T/P	57 800	0	341	11	21,3	
BEBES Y MAMAS	1	18/3	19/3	2 500	2 500	0	0	0	ND	116	0	ND	ND	P	25 000	0	319,341		3,12	
BIZ BARCELONA	1	31/5	1/6	4 039	1 339	4	0	0	2	74	1	3	0	T/P	7 833	212	341	11	4	
B-TRAVEL (TURISMO)	1	21/4	23/4	9 223	5 037	697	0	0	23	184	35	7	1	T/P	16 520	0	341	11	6	
CONGRES SECOT		27/9	30/9	2 800	2 800	ND	0	0	ND	ND	ND	ND	ND	T			735,341		22	
CONGRESO FEBS3. SOCIEDADES DE BIOQUIMICA Y BIOLOGIA MOLECULAR		23/10	26/10	192	192	ND	0	0	ND	ND	ND	ND	ND	T			734,341		22	
COSMETORIUM	1	3/10	4/10	996	996	46	0	0	ND	108	5	ND	ND	T	1 300	20	722,341		14	
COSMOBEAUTY BARCELONA	1	1/4	3/4	7 672	7 672	767	0	0	ND	320	32	ND	ND	T	50 000	0	364,341		14	
DULCEWEEKEND Market		8/7	9/7	12 000	12 000	ND	0	0	ND	ND	ND	ND	ND	P			215,341		3	
EBA. Reunió Annual de Societat Europea de Cremats	2	6/9	9/9	5 600	5 600	ND	0	0	ND	ND	ND	ND	ND	T	600	500	270,341		22	

(*) Please refer to each national definition given at the beginning of the report

2017 EVENTS BY CITY

	Interval Year	Opening date	Closing date	Space						Exhibitors						Visitors/Visits (*)				Organizer	Auditor	Industry sector	
				Rented Space (sq.m)						Exhibitors with their own stands			Represented firms			Admission for Trade/Public							
				Total	Halls		Open air		from... countries	Total	Foreign/International (*)	Total	Foreign/International (*)	Total	Foreign/International (*)	Total	Foreign/International (*)						
					Total	Foreign/	Total	Foreign/										Total	Foreign/				
BARCELONA (E)																							
EUFI	EQUIPLAST	3	2/10	6/10	16 815	13 618	2 784	0	0	12	229	79	69	57	T	6 839	947	341	11	17			
	E-SHOW	1	22/3	2/4	1 600	1 600	0	0	0	ND	121	0	ND	ND	T/P	12 000	0	777,341		21,4			
	ESMRMB, Reunión anual de la resonancia magnética en medicina		19/10	21/10	120	120	84	0	0	ND	15	10	ND	ND	T	1 000	700	272,341		22			
	EUROPEAN CARDIOLOGY CONGRESS CONGRESS - ESC	1	26/8	30/8	11 000	11 000	9 130	0	0	ND	300	250	ND	ND	T	32 000	30 000	271,341		22			
EUFI	EUROSURFAS	3	2/10	6/10	2 490	2 114	302	0	0	8	63	12	22	5	T	1 630	257	341	11	17			
	EXPO ECOSALUD	2	21/4	23/4	2 300	2 300	0	0	0	ND	161	0	ND	ND	P	25 000	0	446,341		2			
	EXPO SPORTS	1	10/3	13/3	18 000	18 000	162	0	0	10	150	16	0	0	P	60 000	24 000	859,341	11	3			
EUFI	EXPOHOGAR OTOÑO	2x1	9/9	12/9	6 074	5 605	281	0	0	12	226	18	3	0	T	5 616	115	341	11	13,12			
EUFI	EXPOHOGAR PRIMAVERA	2x1	21/1	24/1	3 588	3 268	103	0	0	5	107	6	3	0	T	4 172	80	341	11	13,12			
	EXPOMINER	1	10/11	12/11	723	598	177	0	0	16	113	49	0	0	T/P	10 204	0	341	11	9			
EUFI	EXPOQUIMIA	3	2/10	6/10	16 783	15 528	1 690	0	0	13	368	65	51	6	T	15 170	1 306	341	11	17			
	FREE FROM FOOD	1	8/6	9/6	2 400	2 400	1 680	0	0	ND	185	130	ND	ND	T	1 800	1 080	284,341		2			
	FUTURA	1	24/3	25/3	1 010	936	42	0	0	5	54	5	1	0	P	4 106	0	341	11	8			
EUFI	GRAPHISPAG	2	21/3	24/3	8 576	8 019	1 278	0	0	12	192	33	11	5	T	16 459	937	341	11	11			
	HANDMADE FESTIVAL BARCELONA	1	28/4	30/4	2 363	1 923	111	0	0	7	125	8	5	1	T/P	11 071	0	341	11	3			
	HARLEY-DAVIDSON RETAIL READINESS EVENT	1	18/1	19/1	5 000	5 000	ND	0	0	ND	ND	ND	ND	ND	P	800	0	401,341		16			
	HEALTHIO	1	3/5	5/5	752	656	0	0	0	1	95	0	0	0	T	5 787	187	341	11	22,21			
	IBTM WORLD	1	28/11	30/11	13 000	13 000	11 700	0	0	ND	1 200	1 080	ND	ND	T	10 000	8 000	681,341		6			
	ICHNO	2	16/3	18/3	5 600	5 600	ND	0	0	ND	ND	ND	ND	ND	T	700	650	262,341		22			
	IN(3)DUSTRY	1	3/10	5/10	2 457	580	16	0	0	3	36	8	18	1	T	1 702	188	341	11	21			
	INFARMA	2	21/3	23/3	7 700	7 700	385	0	0	ND	242	12	ND	ND	T	25 000	500	446,341		22			
	INNOVATE4CLIMATE	2	22/5	25/5	749	450	407	0	0	12	24	20	0	0	T	2 217	1 512	341	11	9,1			
	INTA ANNUAL MEETING	1	20/5	24/5	30 000	30 000	27 900	0	0	ND	150	140	ND	ND	T	10 668	8 000	454,341		4			
	IOT SOLUTIONS WORLD CONGRESS	1	3/10	5/10	16 041	5 417	3 574	0	0	25	119	86	103	64	T	12 100	6 321	341	11	21			
	IV SALÓ DE FAMÍLIES NOMBROSES DE CATALUNYA	1	4/11	5/11	1 000	1 000	0	0	0	ND	34	0	ND	ND	P	4 000	0	307,341		12,3			
	LA CIUTAT DELS SOMNIS	1	27/12	30/12	5 086	3 641	0	0	0	1	34	0	0	0	P	22 798	0	341	11	3			
	LIVESTOCK FORUM	1	27/4	27/4	185	ND	ND	ND	ND	ND	ND	ND	ND	ND	T	153	20	341		1			
	MAGIC GRAND PRIX	1	10/3	13/3	10 000	10 000	ND	0	0	ND	ND	ND	ND	ND	P	2 500	1 000	525,341		3			
	MEDLAB EUROPE	1	13/9	15/9	1 500	1 500	1 250	0	0	ND	120	100	ND	ND	T	3 000	2 500	441,341		22			
	MIBODA	1	21/10	22/10	2 300	2 300	0	0	0	ND	107	0	ND	ND	P	7 000	0	726,341		3			
	MOBILE WORLD CONGRESS	1	27/2	2/3	110 000	110 000	89 000	0	0	ND	2 200	1 760	ND	ND	T	108 000	86 400	394,341		21			
	MOTOHI!	1	30/3	2/4	14 802	8 977	486	0	0	6	112	9	6	0	P	32 167	0	341	11	16			
	OCASION	1	1/12	10/12	18 351	18 201	0	0	0	1	23	0	0	0	P	20 330	0	341	11	16			
	OKTOBERFEST BARCELONA	1	11/10	22/10	6 080	6 080	ND	0	0	ND	ND	ND	ND	ND	P	15 000	ND	612,341		3			
	ONLY TATTOO	1	17/3	20/3	1 000	1 000	0	0	0	ND	35	0	ND	ND	P	2 500	0	656,341		3			
	ORALTH BCN	2	11/5	13/5	2 385	1 611	218	0	0	7	50	15	1	0	T	3 113	109	341	11	22,21			
EUFI	PISCINA & WELLNESS BARCELONA	2	17/10	20/10	15 680	14 145	6 356	0	0	24	291	168	60	47	T	11 980	5 440	341	11	5			
	SALÓ DE L'ENSENYAMENT	1	22/3	26/3	8 501	8 236	110	0	0	6	189	5	17	0	P	71 667	0	341	11	8			
	SALON DEL MANGA	1	1/11	5/11	57 700	45 530	6 000	0	0	ND	126	13	ND	ND	P	130 000	0	334,341		3			
	SALON INTERNACIONAL DE LA LOGISTICA	1	6/6	8/6	4 000	4 000	400	0	0	ND	170	17	430	172	T	30 000	1 500	242,341		26			
	SALÓN INTERNACIONAL DEL CÓMIC DE BARCELONA	1	30/3	2/4	4 000	4 000	400	0	0	ND	152	15	ND	ND	P	118 000	0	334,341		3			
EUFI	SALÓN NAUTICO INTERNACIONAL DE BARCELONA	1	11/10	15/10	22 921	0	0	21 477	6 169	16	280	49	41	9	T/P	36 142	0	341	11	3			
	Smart Island World Congress	1	20/4	21/4	300	300	100	0	0	3	16	3	0	0	T	1 300	400	341	11	21			
	SMART-CITY EXPO WORLD CONGRESS	1	14/11	16/11	18 849	12 518	7 769	0	0	40	256	130	161	146	T	22 663	11 837	341	11	21	See note 2		
	SONAR . Dia / noche	1	15/6	17/6	109 748	ND	ND	0	0	ND	ND	ND	ND	ND	P	90 000	49 500	19,341		3			
	SONAR +D	1	15/6	17/6	6 000	6 000	3 000	0	0	ND	30	15	ND	ND	T	4 500	0	19,341		3			
	SWAB	1	28/9	1/10	1 400	1 400	830	0	0	ND	54	32	ND	ND	P	18 000	1 800	258,341		3			
	UEG WEEK . United European Gastroenterology	1	28/10	2/11	5 000	5 000	4 650	0	0	ND	150	140	ND	ND	T	14 000	10 000	815,341		22			

(*) Please refer to each national definition given at the beginning of the report

2017 EVENTS BY CITY

	Interval Year	Opening date	Closing date	Space					Exhibitors					Visitors/Visits (*)		Organizer	Auditor	Industry sector			
				Rented Space (sq.m)					Exhibitors with their own stands		Represented firms		Admission for Trade/Public	Total							
				Total	Halls Total	Foreign/	Open air Total	Foreign/	from... countries	Total	Foreign/ International (*)	Total		Foreign/ International (*)	Total					Foreign/ International (*)	
BARCELONA (E)																					
		14/10	15/10	2 700	2 700	675	0	0	ND	45	11	ND	ND	T	2 700	675	819, 341		3		
	1	11/9	14/9	21 000	21 000	20 370	0	0	ND	136	132	ND	ND	T	12 000	11 000	834, 341		21		
		24/9	26/9	6 540	6 540	5 232	0	0	ND	136	109	ND	ND	T	3 000	2 400	804, 341		26		
		30/6	2/7	2 800	2 800	ND	0	0	ND	ND	ND	ND	ND	T	1 000	600	268, 341		22		
	1	27/2	2/3	6 700	6 700	0	0	0	ND	30	0	ND	ND	P	11 000	0	395, 341		21,3		
		Note 1: held together with BARCELONA BRIDAL FASHION TRADE FAIR which was opened from 28-30 April																			
		Note 2: held together with SMART MOBILITY which was opened from 14-16 november																			
BARI (I)																					
	2	12/10	15/10	19 696	16 237	3 166	3 459	226	17	309	10	29	29	T	70 775	3 164	317	10	1		
	1	9/9	17/9	50 855	30 387	2 592	20 468	0	26	418	70	0	0	T/P	268 107	0	218	10	27		
	2	12/3	15/3	16 500	16 500	3 300	0	0	6	285	32	159	27	T	27 319	1 981	218	5	2		
Basel (CH)																					
	1	9/11	9/11	5 000	5 000					40				T/P	1 277		786		8		
	1	15/6	18/6	52 200	52 200					291	265			T/P	95 000	40 000	539		3		
	1	14/9	17/9	17 930	17 930					148				T/P	26 953		117		16		
	1	23/3	30/3	134 000	134 000					1 300				T/P	135 000		539		24		
	1	2/11	5/11	4 500	4 500					102	7			T/P	17 000	1 510	539		2		
	1	28/10	5/11	13 640	13 640					120	25			T/P	98 017		539		27		
	1	28/10	5/11	7 000	7 000					130	2			T/P	32 000	2 200	539		2		
	1	21/4	23/4	5 000	5 000					169				T/P	11 000		119		3		
	1	12/5	15/5	900	900					48	9			T/P	9 000		539		27		
	1	13/6	18/6	13 573	13 573					62				T/P	28 800		539		3		
	1	29/4	1/5	48 500	48 500					250				T/P	42 000		308		3		
	2	18/11	22/11	71 000	71 000					827	148			T/P	70 153	5 893	539		2		
	2	12/9	15/9	29 900	29 900					285	20			T/P	16 900	1 000	539		5		
	1	2/12	3/12	5 700	5 700					130				T/P	2 500		579		19		
	1	12/5	21/5	74 476	74 476					632	89			T/P	144 365	10 538	539		27		
	1	11/11	12/11	6 000	6 000					220				T/P	2 200		404		19		
	1	20/9	21/9	2 700	2 700					40				T/P	300		121		8		
	1	21/9	24/9	4 700	4 700					42				T/P	5 400		788		3		
Batman (TR)																					
	1	14/9	17/9	10 000	10 000	0			0	44	0		9	T/P	25 000	270	756	15	5		
	1	14/9	17/9	15 000	15 000	0			0	77	0		13	T/P	28 000	350	756	15	1		
BERGAMO (I)																					
	1	17/2	19/2	2 528	2 528	360	0	0	18	85	16	197	41	T/P	8 500	80	253	5	1,6		
	2	24/5	25/5	9 012	9 012	532	0	0	11	213	18	0	0	T	5 526	814	253	5	9,19		
Berlin (D)																					
	1	10/10	11/10	5 585	5 442	2 529	143	80	34	420	253			T	8 236	3 779	675	9	2		
	2	19/9	22/9	15 303	14 776	2 969	527	38	24	429	112			T	18 271	1 882	551	9	10		
	1	8/2	10/2	71 790	71 790	63 146	0		84	3 077	2 797			T	76 238	62 286	551	9	2		
	1	26/9	28/9	15 314	15 042	7 569	272	263	38	590	285			T	17 921	6 851	408	9	5,19		
	1	20/1	29/1	43 525	43 525	12 670	0		67	1 614	553			T/P	379 228	8 722	551	9	2		
	1	8/3	12/3	89 038	88 891	60 710	147		172	7 752	6 219	3 418	3 156	T/P	131 319	38 083	551	9	6		
	2	28/3	31/3	9 947	9 872	1 381	75		23	449	104			T	15 678	3 606	551	9	10		

(*) Please refer to each national definition given at the beginning of the report

2017 EVENTS BY CITY

	Interval Year	Opening date	Closing date	Space					Exhibitors					Visitors/Visits (*)		Organizer	Auditor	Industry sector		
				Rented Space (sq.m)					Exhibitors with their own stands			Represented firms		Admission for Trade/Public	Total					
				Total	Halls		Open air		from ... countries	Total	Foreign/ International (*)	Total	Foreign/ International (*)		Total					Foreign/ International (*)
					Total	Foreign/	Total	Foreign/						Total						
BESANCON (F)																				
CHEVAL - BESANCON	1	25/2	5/3	774	774	18	0	0	1	29	1			P	18 786	0	575	8	3	
CHOCOLAT & DELICES - BESANCON	1	10/2	12/2	309	309	36	0	0	2	20	2			P	6 331	0	575	8	2	
ANTIQUAIRES - BESANCON	1	10/11	12/11	600	600	0	0	0		34				P	2 462	0	575	8	3	
BROCANTE DE NOEL - BESANCON	1	9/12	10/12	3 861	3 861	18	0	0	1	201	1			P	4 596	0	575	8	3	
BROCANTE DE PRINTEMPS - BESANCON	1	11/3	12/3	3 240	3 240	0	0	0		166				P	7 134	0	575	8	3	
CARREFOUR DE MAIRES ET DES ELUS LOCAUX - BESANCON	1	5/10	6/10	1 450	1 450	0	0	0	0	111	0			T	1 256	0	575	8	4	
FOIRE EXPOSITION - BESANCON	1	20/5	28/5	24 031	7 720	276	16 311	170	8	528	22			P	109 568	0	575	8	27	
HABITAT - BESANCON	1	20/10	22/10	4 876	4 876	18	0	0	2	232	2			P	13 911	0	575	8	13	
IMMOPOLIS - BESANCON	1	17/3	19/3	367	367	0	0	0		30				P	1 345	0	575	8	15	
TALENTS ET SAVEURS - BESANCON	1	17/11	19/11	5 467	5 467	9	0	0	1	76	1			P	11 024	0	575	8	27	
BEZIERS (F)																				
DEBALLAGE ANTIQUITES BROCANTE DECEMBRE - BEZIERS	1	3/12	3/12	14 075	14 075	5 770	0	0		307	122			P	838	153	614	7	3	
FOIRE DE PRINTEMPS - BEZIERS	1	23/3	27/3	4 882	4 882	18	0	0	1	148	1			P	23 257	0	140	7	27	
GRAND DEBALLAGE MARCHAND JANVIER - BEZIERS	5x1	23/1	23/1	11 080	11 080	3 880	0	0		258	88			P	666	229	614	7	3	
GRAND DEBALLAGE MARCHAND JUIN - BEZIERS	5x1	18/6	18/6	18 035	18 035	7 555	0	0		372	149			P	970	123	614	7	3	
GRAND DEBALLAGE MARCHAND MAI - BEZIERS	5x1	14/5	14/5	6 235	6 235	1 620	0	0		156	37			P	548	187	614	7	3	
GRAND DEBALLAGE MARCHAND OCTOBRE - BEZIERS	5x1	22/10	22/10	6 110	6 110	1 760	0	0		151	42			P	438	123	614	7	3	
GRAND DEBALLAGE MARCHAND SEPTEMBRE - BEZIERS	5x1	17/9	17/9	16 615	16 615	6 080	0	0		366	125			P	899	141	614	7	3	
BIARRITZ (F)																				
VINS ET GASTRONOMIE - BIARRITZ	1	27/1	30/1	855	855	0	0	0		89				P	6 361	0	371	8	2	
Bielsko Biala (PL)																				
ENERGETAB	1	12/9	14/9	21 191	12 878	2 645	8 313	1 520	22	709	149	n.a.	n.a.	T	10 907	n.a.	856	4	19	
BIENVILLE (F)																				
FOUS D'HISTOIRE - COMPIEGNE	1	17/11	19/11	4 001	4 001	1 084	0	0		312	73			P	6 862	0	503	7	3	
MARCHE DE L'HISTOIRE - COMPIEGNE	1	8/4	9/4	3 501	3 501	1 281	0	0		272	85			P	4 944	0	55	7	3	
BILBAO (E)																				
ADDIT3D	1	6/6	8/6	849	849	68	0	0	13	46	4	38	26	T	ERROFORMA		16, 111	11	19	
BILBAO MUEBLE	2	19/1	21/1	5 000	5 000	0	0	0	0	55	0	0	0	T			145, 111		12	
BIME	1	25/10	28/10	40 078	78	0	0	0	1	ND	ND	ND	ND	P			500, 111		3	
DESEMBALAJE	2x1	11/3	12/3	4 620	4 620	105	0	0	4	124	11	0	0	P	5 475	0	515, 111	11	3	
DESEMBALAJE	2x1	18/11	19/11	4 557	4 557	567	0	0	5	129	0	0	0	P	5 250	0	515, 111	11	3	
EUSKAL ENCOUNTER	1	22/7	25/7	14 500	144	0	0	0	1	7	0	0	0	P			275, 111		21	
EXPOBODAS	1	6/10	8/10	2 945	1 936	0	0	0	1	130	0	0	0	P	6 613	0	111	11	25	
EXPOVACACIONES	1	5/5	7/5	4 188	3 963	120	0	0	6	151	7	68	1	T/P	16 733	4	111	11	3	
FERIA STOCK EUSKADI	2x1	10/3	12/3	2 901	2 676	0	0	0	0	206	0	0	0	P			328, 111		27	
FERIA STOCK EUSKADI	2x1	3/11	5/11	2 740	2 740	0	0	0	0	211	0	0	0	P			328, 111		27	
FERROFORMA	2	6/6	8/6	9 404	9 244	1 317	0	0	26	275	67	156	139	T	22 237	1 224	111	11	19	
FITMAQ	2	6/6	8/6	1 744	1 619	227	0	0	5	33	8	0	0	T	ERROFORMA		447, 111	11	19	
FOOD TRUCK FORUM	1	7/2	8/2	1 191	1 191	110	0	0	2	42	2	0	0	T	926	19	350, 111	11	2	
FOSMINER	1	6/10	8/10	393	309	39	0	0	6	50	12	0	0	P			111	11	3	
FVO	1	4/5	7/5	16 182	16 182	0	0	0	1	33	0	0	0	P			391, 111	11	16	
JAPAN WEEKEND	2x1	25/2	25/2	739	339	0	0	0	0	34	0	0	0	P			472, 111		3	
JAPAN WEEKEND	2x1	21/10	21/10	627	227	0	0	0	0	32	0	0	0	P			472, 111		3	
MAINTENANCE	2	6/6	8/6	876	876	88	0	0	9	52	5	44	36	T	ERROFORMA		224, 111	11	19	
NAGUSI	1	20/10	22/10	1 641	931	0	0	0	1	35	0	0	0	P			111	11	22	
PIN/UGP	1	21/12	8/1	14 444	9 328	0	0	0	1	61	0	0	0	P	109 656	0	111	11	3	
POLVERI	2	6/6	8/6											T			674, 111	11	19	See note
PUMPS & VALVES	2	6/6	8/6	886	886	81	0	0	19	38	5	114	107	T	ERROFORMA		224, 111	11	19	
RETROCLASICA BIO	1	17/11	19/11	37 519	7 965	371	0	0	4	140	7	0	0	P	20 740	0	279, 111	11	16	

(*) Please refer to each national definition given at the beginning of the report

2017 EVENTS BY CITY

	Interval/Year	Opening date	Closing date	Space					Exhibitors					Visitors/Visits (*)		Organizer	Auditor	Industry sector	
				Rented Space (sq.m)					Exhibitors with their own stands		Represented firms		Admission for Trade/Public	Total					
				Total	Halls		Open air		from... countries	Total	Foreign/International (*)	Total		Foreign/International (*)	Total				Foreign/International (*)
					Total	Foreign/	Total	Foreign/											
BILBAO (E)																			
UBI	SUBCONTRATACIÓN	2	6/6	8/6	5 645	5 645	775	0	0	21	330	52	201	114	T	ERROFORMA	111	11	19
	TENDENCIAS	1	26/1	29/1	4 342	1 252	178	0	0	5	95	15	0	0	P		771, 111	11	3
UBI	WORLD MARITIME WEEK	2	28/3	30/3	1 039	1 039	31	0	0	11	78	3	34	27	T		111	11	1,26
Note: visitors included in FERROFORMA; space and exhibitors details also combined with FERROFORMA																			
BOLOGNA (I)																			
	ARTE FIERA	1	26/1	30/1	9 777	9 777	0	0	0	8	182	15	0	0	T/P		47 195	400	124
	AUTOPROMOTEC	2	24/5	28/5	63 287	61 237	14 135	2 050	476	53	1 270	454	329	231	T		71 941	12 980	660
	CERSAIE	1	25/9	29/9	85 773	80 256	31 436	5 517	1 488	41	794	300	52	20	T/P		111 604	53 182	228
UBI	CHILDREN'S BOOK FAIRS	1	3/4	6/4	18 030	18 030	13 823	0	0	68	1 161	992	72	69	T		26 743	11 752	124
	COSMOFARMA	1	5/5	7/5	14 024	14 024	638	0	0	15	374	29	0	0	T		29 163	1 526	186
	COSMOPROF	1	16/3	20/3	83 715	76 306	40 171	7 409	1 204	68	2 620	1 880	0	0	T/P		251 003	100 997	744
	FORUM CLUB-FORUM PISCINE	1	16/2	18/2	3 396	3 396	478	0	0	14	125	27	7	1	T/P		7 030	494	231
	FRANCHISING RETAIL	1	11/5	13/5	1 006	1 006	188	0	0	8	81	11	4	0	T/P		1 655	68	124
	MARCA	1	18/1	19/1	14 530	14 530	593	0	0	15	584	43	36	15	T		8 765	448	124
	MOTOR SHOW	1	2/12	10/12	25 834	24 594	736	1 240	308	6	331	11	0	0	T/P		280 000	0	124
	R2B	1	8/6	9/6	1 088	1 088	88	0	0	14	86	0	34	22	T		6 311	192	728
	SANA	1	8/9	11/9	22 967	22 967	1 089	0	0	23	923	90	0	0	T/P		35 538	649	124
	ZOOMARK	2	11/5	14/5	17 941	17 941	9 013	0	0	42	636	404	88	75	T		27 731	9 209	124
Bolu (TR)																			
	2. Bolu Fair	1	11/5	14/5	8 100	8 100	0	0	0	100	0	0	0	T/P		45 000	100	723	
BOLZANO (I)																			
	AGRIALP	2	23/11	26/11	15 280	13 948	1 507	1 332	207		325	109	154	32	P		39 770	1 312	552
	FIERA D'AUTUNNO	1	9/11	12/11	6 419	6 419	1 083	0	0		286	52	18	2	P		19 928	299	552
	HOTEL	1	16/10	19/10	12 753	12 753	1 392	0	0		371	108	151	37	T/P		21 588	669	552
	KLIHAHOUSE	1	26/1	29/1	13 748	13 748	2 376	0	0		428	113	60	20	T/P		31 345	313	552
	KREATIV	1	15/9	17/9	2 866	2 866	306	0	0		122	18	9	5	P		14 682	382	552
	PROWINTER	1	19/4	21/4	4 974	4 974	661	0	0		203	95	53	15	T/P		4 985	484	552
	TEMPO LIBERO	1	28/4	1/5	14 215	12 965	1 141	1 250	0		288	48	98	33	P		32 502	163	552
BORDEAUX (F)																			
	AQUITEC	1	26/1	28/1	3 398	3 398	48	0	0	5	341	7			P		80 000	0	56
	EXP'HOTEL - BORDEAUX	2	19/11	21/11	7 332	7 332	134	0	0	7	269	13			T		10 788	134	181
	EXPO CANINE - BORDEAUX	1	15/1	15/1	1 200	1 200	0	0	0		40				P		950	0	740
	EXPOBIOGAZ	1	31/5	1/6	1 934	1 934	433	0	0	12	171	37			T		1 650	151	372
	FOIRE AUX SECOND VINS - BORDEAUX	1	7/10	7/10	370	370	0	0	0		47				P		1 262	0	773
	FRANCE CE BORDEAUX	2x1	16/3	17/3	740	740	10	0	0	2	125	3			T		1 193	0	168
	FRANCE CE BORDEAUX	2x1	12/10	13/10	687	687	33	0	0	3	113	8			T		1 185	0	168
	JOURNEE AQUITAINE CICATRISATION	1	14/6	15/6	128	128	0	0	0		17				P		424	0	836
	JUMPING L'EXPO - BORDEAUX	1	2/2	5/2	8 278	8 278	490	0	0	5	166	15			P		46 516	316	181
	OB'ART - SALONS DES CREATEURS - BORDEAUX	1	24/11	26/11	714	714	22	0	0	1	88	4			P		5 948	0	89
	S.O. GOOD - BORDEAUX	1	17/11	19/11	696	696	36	0	0	1	93	4			P		20 095	0	139
	SALON DES FORMATIONS ARTISTIQUES ET COMMUNICATION - BORDEAUX	1	11/11	11/11	324	324	0	0	0		26				P		1 465	0	508
	SALON SANTE SOCIAL PARAMEDICAL - BORDEAUX	1	11/11	11/11	234	234	18	0	0	1	24	2			P		1 175	0	508
	TENDANCES CREATIVES - BORDEAUX	1	26/10	29/10	853	853	81	0	0	3	76	6			P		8 869	0	181
	VINEXPO	2	18/6	21/6	29 689	29 689	8 405	0	0	38	1 744	771			T		46 834	29 148	832
	VINS DES VIGNERONS INDEPENDANTS - BORDEAUX	1	17/3	19/3	1 890	1 890	0	0	0		312				P		27 516	0	831
	VIVONS 100% SPORT	1	1/11	5/11	1 708	1 708	0	0	0		80				P		9 700	0	181
	VIVONS ART - BORDEAUX	1	1/11	5/11	1 949	1 949	174	0	0	8	146	14			P		3 329	0	181
	VIVONS AUTO	1	1/11	5/11	4 207	4 207	0	0	0		33				P		4 178	0	181
	VIVONS CAMPING CAR - BORDEAUX	1	1/11	5/11	15 809	15 809	0	0	0		12				P		3 760	0	181
	VIVONS NOEL - BORDEAUX	1	1/11	5/11	617	617	23	0	0	2	52	2			P		3 306	0	181
UBI	FOIRE INTERNATIONALE - BORDEAUX	1	20/5	28/5	68 393	33 251	3 458	35 142	72	23	888	83			P		167 606	945	181
	VIVONS MAISON	1	1/11	5/11	18 147	15 611	120	2 536	0	3	299	5			P		22 288	0	181

(*) Please refer to each national definition given at the beginning of the report

2017 EVENTS BY CITY

	Interval Year	Opening date	Closing date	Space						Exhibitors						Visitors/Visits (*)		Organizer	Auditor	Industry sector	
				Rented Space (sq.m)						Exhibitors with their own stands		Represented firms		Admission for Trade/Public	Total						
				Total	Halls		Open air		from... countries	Total	Foreign/ International (*)	Total	Foreign/ International (*)		Total	Foreign/ International (*)					
				Total	Foreign/	Total	Foreign/														
BOURG EN BRESSE (F)																					
HABITAT - BOURG EN BRESSE	1	6/10	9/10	2 040	2 040	0	0	0			123				P	7 999	0	34	7	13	
FOIRE EXPOSITION - BOURG-EN-BRESSE	1	13/4	17/4	5 900	5 900	9	0	0	1		132	1			P	16 424	0	34	7	27	
GASTRONOMIE - BOURG EN BRESSE	1	9/11	13/11	2 119	2 119	70	0	0			123	6			P	18 538	0	34	7	2	
BOURGES (F)																					
HABITAT - BOURGES	1	20/1	23/1	3 072	3 072	0	0	0			190				P	11 000	0	664	7	13	
BRA (I)																					
CHEESE - Le Forme del Latte	2	18/9	21/9	10 500	10 500	1 000	0	0	23		300	50	0	0	T/P	269 997		177	5	2	
Bremen (D)																					
Bremen Classic Motorshow	1	3/2	5/2	21 751	21 751	2 005	0		11		661	64			P	44 619	2 182	521	9	26	
CARAVAN Bremen - Motor caravans and Supplies Trade Exhibition	1	3/11	5/11	9 972	9 972	84	0		4		58	3			P	27 965		304	9	4	See note
HanseLife	1	9/9	17/9	17 924	16 881	1 024	1 043	36	12		806	44			P	79 522	843	521	9	27	
Reiselust - The tourism fair	1	3/11	5/11	3 289	3 193	410	96		16		288	37			P	27 465	351	521	9	6	See note
Note: Visitor attendance determined by a representative poll in the combination of Caravan/Reiselust. Multiple answers were permitted.																					
Breskens (NL)																					
Belgian Boat Show Float	1	28/9	1/10	0	0	0	462	238	3		44	22			P	4 500		224		3	
BREST (F)																					
SALONS CE BREST	1	28/2	28/2	310	310	0	0	0	0		60	0			T	312	0	168	8	4	
VINS ET GASTRONOMIE - BREST	1	10/3	12/3	434	434	0	0	0			56				P	3 846	0	371	8	2	
VINS ET GASTRONOMIE - BREST	1	10/11	13/11	4 116	4 116	0	0	0			285				P	39 323	0	371	8	2	
VINS ET GASTRONOMIE - VERTOU	1	10/2	13/2	501	501	0	0	0			79				P	7 760	0	371	8	2	
VIVING - BREST	1	5/10	8/10	4 822	4 822	0	0	0			164				P	15 154	0	371	8	13	
VIVING- PRINTEMPS - BREST	1	10/3	13/3	2 791	2 791	0	0	0			109				P	9 932	0	371	8	13	
Brno (CZ)																					
ANIMAL TECH	2	11/5	14/5	6 282	3 681	871	2 601	444	9		188	49	n.a.	n.a.	T/P	35 019	891	130	4	1	
CARAVANING	1	9/11	12/11	8 773	8 773	651	0	0	6		60	13			P	incl. in LIFE!		130	4	3	
CHRISTMAS MARKET	1	8/12	17/12	3 494	3 141	155	353	22	7		342	13	n.a.	n.a.	P	48 536	n.a.	130	4	27	
GO	1	19/1	22/1	2 083	2 083	109	0	0	7		90	29	n.a.	n.a.	T/P	28 809	232	130	4	6	
IDET	2	31/5	2/6	14 023	7 546	2 522	6 477	545	21		180	86	n.a.	n.a.	T	29 756	1 184	130	4	7	
INDENT	1	25/5	27/5	382	382	69	0	0	3		31	7	n.a.	n.a.	T	990	10	130	4	22	
KABO I	2x1	18/2	20/2	2 967	2 967	1 251	0	0	12		111	44			T	incl. in STYL I		130	4	25	
KABO II	2x1	19/8	21/8	2 753	2 753	1 229	0	0	10		105	38			T	incl. in STYL II		130	4	25	
LIFE!	1	10/11	12/11	5 677	5 657	237	20	0	5		134	20	n.a.	n.a.	P	45 395	355	130	4	3	
MOBITEX	1	26/4	29/4	2 532	2 532	340	0	0	6		75	9			P	incl. in SVB		130	4	12	
MOTOSALON	1	2/3	5/3	6 164	6 164	2 228	0	0	9		132	31	n.a.	n.a.	P	58 233	97	130	4	16	
MSV	1	9/10	13/10	37 789	35 949	18 650	1 840	1 126	30		1 213	690	n.a.	n.a.	T	74 059	8 369	130	4	19	
NATUR EXPO	2	11/5	14/5	516	516	9	0	0	2		18	1			T/P	ANIMAL TECH		130	4	1	
NVM	2	11/5	14/5	1 082	949	238	133	38	4		62	15			T/P			130	4	1	
OPTA	1	10/3	12/3	3 067	3 067	1 503	0	0	7		83	28	n.a.	n.a.	T	5 089	615	130	4	22	
ProDité	1	23/3	26/3	2 501	2 501	397	0	0	5		91	17			P	cl. in Rybareni		130	4	3	
PROPET	2	24/6	25/6	1 602	788	19	814	116	3		87	10	n.a.	n.a.	P	16 285	52	130	4	1	
PYROS	2	31/5	3/6	2 421	1 552	456	869	163	6		87	15			T	incl. in IDET		130	4	7	
REGIONTOUR	1	19/1	22/1	4 604	4 604	300	0	0	8		173	25			T/P	incl. in GO		130	4	6	
REHAPROTEX	2	19/9	22/9	1 499	1 409	115	90	0	5		63	6	n.a.	n.a.	T	6 503	31	130	4	22	
RYBARENI	1	23/3	26/3	1 302	1 302	200	0	0	3		49	2	n.a.	n.a.	P	22 266	185	130	4	3	
STAINLESS	2	17/5	18/5	2 960	2 937	2 489	23	14	24		142	121	n.a.	n.a.	T	1 464	828	130	4	19	
STYL I	2x1	18/2	20/2	3 276	3 276	1 304	0	0	18		172	64	n.a.	n.a.	T	4 981	828	130	4	25	
STYL II	2x1	19/8	21/8	3 389	3 389	1 245	0	0	13		195	87	n.a.	n.a.	T	4 547	565	130	4	25	
SVB	1	26/4	29/4	5 606	4 426	937	1 180	151	11		214	44	n.a.	n.a.	T/P	33 058	503	130	4	5	
TRANSPORT & LOGISTICS	2	9/10	13/10	2 275	1 908	885	367	111	9		98	45			T	incl. in MSV		130	4	16	
URBIS	1	26/4	29/4	717	561	120	156	28	4		47	5			T/P	incl. in SVB		130	4	5	
WOOD-TEC	2	31/10	3/11	6 159	6 029	1 788	130	0	8		120	36	n.a.	n.a.	T	10 776	407	130	4	19	

(*) Please refer to each national definition given at the beginning of the report

2017 EVENTS BY CITY

	Interval Year	Opening date	Closing date	Space						Exhibitors						Visitors/Visits (*)				Organizer	Auditor	Industry sector
				Rented Space (sq.m)						Exhibitors with their own stands			Represented firms			Admission for Trade/Public						
				Total	Total	Foreign/	Total	Foreign/		from... countries	Total	Foreign/ International (*)	Total	Foreign/ International (*)	Total	Foreign/ International (*)	Total	Foreign/ International (*)				
Brussels (BE)																						
Agribex	2	5/12	10/12	61 827	61 827	11 200			11	354	106			T/P	101 270		312		1			
Alimentation-Voeding	1	14/10	22/10	33 000	33 000					250				P	117 000		343		3			
Art Brussels	1	21/4	23/4	7 068	7 068		0	0	26	150	94			P	23 544	4 052	224		3,12			
Batibouw	1	16/2	26/2	115 500	115 000		500			906	106			T/P	297 327		343		5			
Bike Brussels	1	15/9	18/9	1 172	1 172		0			78				P	10 900		432		3			
Cocoon	1	17/11	26/11	31 000	31 000		0			210	20			P	76 000		343		12			
Dream Cars	2	19/1	22/1	6 751	6 751		0			32	4	32			50 618		311		16,3			
Estetika herfst	1	7/10	9/10	7 792	7 792		0			192	75			T	21 389		432		14			
Estetika lente	1	11/3	13/3	6 149	6 149		0			145	58			T	12 932		432		14			
Infosecurity.be	1	22/3	23/3	3 271	3 271	1 492				69	58	2	1	T	4 983	0	468		21			
Internationale vakbeurs van het Meubel	1	5/11	8/11	66 000	43 500	24 000	0	0	18	258	155			T	18 668	11 604	455		12			
Laborama Expo	1	16/3	17/3	7 800	7 800		0			123	50			T/P	1 925	250	496		22			
Mobicar	1	13/10	17/10	27 500	20 000	7 500	0	0	5	75	10	0	0	P	18 500	0	108		3			
Realty	1	16/5	18/5	3 030	3 030	202	0	0	3	123	6			T	6 698	339	224		15			
Salon Auto/Moto/Van	2	13/1	22/1	100 500	100 500		0			123	13	123			437 000		311		3,16			
Secura	1	22/3	23/3	2 473	2 473	374	0	0	7	117	17			T	3 171	124	224		7			
Storage Expo.BE	1	22/3	23/3	1 561	1 561	746				26	23	4	2	T	9 611		468		21			
Tooling Event.BE	1	22/3	23/3	353	353	312				16	13	0	0	T	9 611		468		21			
Truck & Transport	2	13/1	16/1	6 751	6 751		0			39	5	39			35 652		311		26			
Bucharest (RO)																						
AMBIENT EXPO	1	23/3	26/3	1 925	1 706	318	219	0	8	68	9			T/P	TRUCT EXPO		694	4	5			
BIFE-SIM	1	13/9	17/9	14 840	13 582	1 055	1 258	60	14	313	56	n.a.	n.a.	T/P	17 288	n.a.	694	4	12			
CONSTRUCT EXPO	1	23/3	26/3	3 206	2 003	673	1 203	146	16	148	56	n.a.	n.a.	T/P	14 343	n.a.	694	4	5			
INDAGRA	1	25/10	29/10	25 309	8 928	2 691	16 381	1 445	24	562	165	n.a.	n.a.	T/P	32 624	n.a.	694	4	1			
ROMENVIROTEC	1	11/10	14/10	143	143	0	0	0	2	11	1			T/P	incl. in TIB		694	4	10			
ROMMEDICA	1	6/4	8/4	714	714	91	0	0	6	33	8	n.a.	n.a.	T/P	1 137	n.a.	694	4	22			
TIB	1	11/10	14/10	3 119	2 813	897	306	243	15	128	47	n.a.	n.a.	T/P	4 362	n.a.	694	4	19			
TOURISM FAIR - Spring	1	16/2	19/2	6 866	6 501	1 102	365	0	15	255	88	n.a.	n.a.	T/P	19 146	n.a.	694	4	6			
TOURISM FAIR - Autumn	1	16/11	19/11	3 830	3 655	415	175	0	11	194	43	n.a.	n.a.	T/P	11 164	n.a.	694	4	6			
Budapest (HU)																						
AGROmashEXPO	1	25/1	28/1	39 117	36 409	6 188	2 708	521	13	312	59	n.a.	n.a.	T/P	44 803	n.a.	413	4	1			
AUTOMOTIVE HUNGARY	1	19/10	20/10	4 290	4 290	1 363	0	0	11	196	47	n.a.	n.a.	T	9 002	n.a.	413	4	16			
AUTOTECHNIKA	1	19/10	20/10	1 123	1 123	15	0	0	2	29	1			T	AUTOMOTIVE		413	4	16			
BIKE EXPO	1	2/3	5/3	1 261	1 261	154	0	0	3	31	2			T/P	incl. in TRAVEL		413	4	3			
BUDAPEST BOAT SHOW	1	18/3	20/3	6 206	6 170	245	36	0	5	88	6	n.a.	n.a.	P	26 809	n.a.	413	4	3			
BUDAPEST MOTOR FESTIVAL	1	18/3	20/3	6 406	5 906	2 009	500	500	8	83	16			P	incl. in BOAT SHOW		413	4	16			
CONSTRUMA	1	5/4	9/4	13 027	10 951	2 963	2 076	310	13	335	84	n.a.	n.a.	T/P	56 711	n.a.	413	4	5			
FEHOVA	1	9/2	12/2	9 227	9 227	1 855	0	0	19	291	57	n.a.	n.a.	T/P	47 184	n.a.	413	4	3			
HOME DESIGN	1	5/4	9/4	6 082	5 898	961	184	0	6	181	37			T/P	CONSTRUMA		413	4	12			
HUNGARIAN GARDEN	1	25/1	28/1	410	410	0	0	0	1	24	0			T/P	ROmashEXPO		413	4	1			
HUNGAROTHERM	2	5/4	9/4	3 560	3 509	682	51	9	10	175	45			T/P	CONSTRUMA		413	4	5			
INDUSTRY DAYS/MACHTECH	1	9/6	12/6	15 201	15 033	5 112	168	135	19	425	142	n.a.	n.a.	T	16 854	n.a.	413	4	19			
TRAVEL	1	2/3	5/3	6 598	6 575	1 546	23	0	30	307	95	n.a.	n.a.	T/P	22 357	n.a.	413	4	6			
VITICULTURE	1	25/1	28/1	481	481	168	0	0	6	24	9			T/P	ROmashEXPO		413	4	1			
Burdur (TR)																						
Teke Region 3. Animals, livestock, Agriculture and feed technology fair	1	27/4	30/4	16 540	16 540	0			0	130	0			0	T/P	87 700	0	376	15	1		
Bursa (TR)																						
6.Bursa Karacabey Agricultural and Livestock Equipment Fair	1	16/3	19/3	7 244	7 244	0			0	50	0			0	T/P	63 500	0	685	15	1		
Automation Fair 2017	1	30/11	3/12	1 235	1 235	0			11	56	0			23	T/P	44 665	1 131	799	15	21		
Bursa 10th Mould Eurasia 2017	1	30/11	3/12	1 260	1 260	0			5	55	0			11	T/P	44 665	1 131	799	15	19		
Bursa 10th Stockbreeding And Equipment Fair	1	11/10	15/10	2 546	2 546	0			3	64	0			3	T/P	38 525	1 010	799	15	1		
Bursa 15th Book Fair	1	18/3	26/3	5 819	5 819	0			0	205	0			0	T/P	265 639	0	799	15	3		
Bursa 16.Metal Processing Technologies Fair	1	30/11	3/12	7 712	7 712	28			16	221	1			84	T/P	44 665	1 131	799	15	19		
Bursa 3rd Marble Block Fair 2017	1	25/10	28/10	23 166	23 166	141			7	214	5			3	T/P	20 898	745	799	15	19		

(*) Please refer to each national definition given at the beginning of the report

2017 EVENTS BY CITY

	Interval Year	Opening date	Closing date	Space					Exhibitors					Visitors/Visits (*)			Organizer	Auditor	Industry sector	
				Rented Space (sq.m)					Exhibitors with their own stands			Represented firms		Admission for Trade/Public	Total					
				Total	Halls	Open air	Total	Foreign/	from... countries	Total	Foreign/	International (*)	Total		Foreign/	International (*)				
Bursa (TR)																				
Bursa 9th Sheet Metal Processing Technologies Fair	1	30/11	3/12	6 085	6 085	0			8	71	0		14	T/P	44 665	1 131	799	15	19	
Bursa Agriculture 2017 - 15th Agriculture, Seed Raising, Sapling And Dairy Industry Fair	1	11/10	15/10	38 472	38 472	12			13	342	1		62	T/P	301 827	1 010	799	15	1	
Bursa Construction 2017	1	19/4	23/4	6 947	6 947	0			2	165	0		2	T/P	52 225	280	799	15	5	
Bursa Education Fair - 13th Domestic-Abroad Education Fair	1	21/3	26/3	1 073	1 073	6			2	45	1		1	T/P	177 092	0	799	15	8	
INTARF 2017 Inegöl Agriculture Fair	1	10/9	13/9	13 800	13 800	0			0	101	0		0	T/P	16 706	12	585	15	1	
JunioSHOW Bursa 8th Baby and Kidswear and Kids Necessities Fair	1	10/1	14/1	9 438	9 438	0			3	182	0		3	T/P	25 895	850	799	15	13	
JunioSHOW Bursa 9th Baby and Kidswear and Kids Necessities Fair	1	5/7	8/7	5 157	5 157	0			0	103	0		0	T/P	11 335	960	799	15	13	
Modelfexpo 2017 Furniture And Decoration Fair	1	21/3	26/3	16 093	16 093	0			0	164	0		0	T/P	18 932	505	585	15	12	
Modelfexpo 2017 Furniture And Decoration Fair	1	17/10	22/10	17 672	17 672	0			0	183	0		0	T/P	22 147	1 364	585	15	12	
Rising City Bursa 2nd Residential Estate Fair	1	19/4	23/4	5 290	5 290	0			0	81	0		0	T/P	52 225	280	799	15	15	
Bydgoszcz (PL)																				
INNOFORM	1	25/4	27/4	1 856	1 816	292	40	12	9	151	33	n.a.	n.a.	T	2 858	58	768	4	17	
Real Estate Spring	2x1	18/3	19/3	303	303	0	0	0	1	34	0			P	free		713	4	15	
Real Estate Autumn	2x1	14/10	15/10	281	281	0	0	0	1	35	0			P	free		713	4	15	
CAEN (FR)																				
1000 IDEES POUR LA MAISON - CAEN	1	31/3	3/4	4 284	4 284	0	0	0		194				P	6 752	0	135	8	13	
FOIRE INTERNATIONALE - CAEN	1	15/9	24/9	28 641	8 138	272	20 503	0	9	423	16			P	112 829	1 015	135	8	27	
FRANCE CE CAEN	1	9/2	9/2	334	334	0	0	0		63				P	397	0	168	8	4	
MARIAGE CAEN	1	10/11	12/11	750	750	0	0	0		90				P	3 046	0	631	7	3	
VINS ET GASTRONOMIE - CAEN	1	17/3	20/3	1 764	1 764	0	0	0		180				P	15 284	0	371	8	2	
CANNES (F)																				
CANNES YACHTING FESTIVAL	1	12/9	17/9	69 311	18 610	11 682	50 701	38 175	35	487	302			P	50 596	0	677	8	3	
EAHP CONGRESS - CANNES	1	22/3	24/3	1 651	1 651	1 513	0	0		73	62			T	2 866	2 637	269	7	22	
MAPIC - CANNES	1	15/11	17/11	9 212	8 608	5 651	604	466	49	799	621			T	9 741	6 332	680	8	15	
MARCHE DU FILM	1	17/5	26/5	6 100	6 100	5 448	0	0	51	364	321			T	14 874	12 447	745	8	21	
MAREDIMODA - CANNES	1	7/11	9/11	2 291	2 291	2 106	0	0		108	93			T	2 825	2 413	529	7	25	
MIDEM - CANNES	1	6/6	9/6	2 307	2 307	1 924	0	0	31	617	479			T	4 030	3 313	680	8	3	
MIP TV - CANNES	1	3/4	6/4	22 189	22 189	19 716	0	0	67	1 460	1 267			T	8 814	7 894	680	8	21	
MIPCOM - CANNES	1	16/10	19/10	24 780	20 762	18 764	4 018	3 778	66	2 047	1 844			T	12 030	11 125	680	8	21	
MIPIM - CANNES	1	14/3	17/3	20 650	20 650	16 191	0	0	63	3 171	2 842			T	26 227	18 676	680	8	15	
TFWA WORLD EXHIBITION	1	1/10	6/10	21 557	21 557	14 595	0	0	45	514	348			T	17 971	16 162	769	8	4	
TRUSTECH	1	28/11	30/11	5 506	5 506	4 814	0	0	38	298	249			T	7 357	5 969	168	8	21	
VOYAGE EN MULTIMÉDIA - CANNES	1	18/1	20/1	657	657	24	0	0	1	82	2			T	1 269	0	261	7	21	
CARRARA MARINA / MS (I)																				
SEATEC / COMPOTEC	1	5/4	7/4	3 722	3 722	319	0	0	30	456	170	157	114	T	2 659	189	138	5	3	
CASTRES (F)																				
FOIRE EXPOSITION - CASTRES	1	22/9	1/10	8 467	3 728	200	4 739	100	1	175	2			P	25 546	0	347	8	27	
HABITAT ET LOISIRS - CASTRES	1	31/3	2/4	1 299	1 299	0	0	0		66				P			347	8	13	
CATANIA (I)																				
PROGETTO COMFORT	1	6/4	8/4	1 686	1 520	262	166	63	11	66	10	29	9	T/P	6 118	568	8	5	10	
CERNOBBIO (I)																				
COMOCREA TEXTILE DESIGN SHOW	2x1	3/3	4/3	1 000	1 000	500	0	0	5	26	14	0	0	T	167	59	174	5	25	
COMOCREA TEXTILE DESIGN SHOW	2x1	23/10	24/10	1 000	1 000	500	0	0	3	23	11	0	0	T	237	101	174	5	25	
PROPOSTE FIERA PRODUTTORI TESSUTO D'ARREDAMENTO E TENDAGGIO	1	3/5	5/5	5 640	5 640	2 492	0	0	10	89	47	0	0	T	5 815	4 027	662	5	25	
CHALON-SUR-SAONE (F)																				
HABITAT ET IMMOBILIER - CHALONS SUR SAONE	1	10/3	13/3	1 195	1 126	0	69	0		89				P	4 807	0	470	8	13	
VINS ET SAVEURS - CHALON SUR SAONE	1	24/11	26/11	683	603	0	80	0		79				P	5 648	0	470	8	2	
CHALONS EN CHAMPAGNE (F)																				
AUTO MOTO QUAD - CHALONS EN CHAMPAGNE	1	10/3	12/3	9 971	4 628	0	5 243	0		29				P	7 314	0	810	8	26	
FOIRE EXPOSITION - CHALONS EN CHAMPAGNE	1	1/9	11/9	56 916	9 914	113	47 002	322	10	584	12			P	217 765	0	810	8	27	
FRANCE CE CHALON-EN-CHAMPAGNE	1	12/10	12/10	260	260	22	0	0	2	52	6			T	398	0	168	8	4	
MARIAGE - CHALONS EN CHAMPAGNE	1	7/10	8/10	342	342	0	0	0		33				P	1 553	0	810	8	3	

(*) Please refer to each national definition given at the beginning of the report

2017 EVENTS BY CITY

	Interval/Year	Opening date	Closing date	Space					Exhibitors					Visitors/Visits (*)		Organizer	Auditor	Industry sector	
				Rented Space (sq.m)					Exhibitors with their own stands		Represented firms		Admission for Trade/Public	Total					
				Total	Halls		Open air		from... countries	Total	Foreign/International (*)	Total		Foreign/International (*)	Total				Foreign/International (*)
	Total	Foreign/	Total	Foreign/															
CHAMBERY (F)																			
FOIRE EXPOSITION - CHAMBERY	1	9/9	18/9	20 254	8 950	36	11 304	0	3	330	3			P	73 286	0	712	8	27
FRANCE CE CHAMBERY	1	14/2	14/2	188	188	6	0	0	1	38	1			T	232	0	168	8	4
HABITAT ET JARDIN - CHAMBERY	1	7/4	10/4	9 591	5 644	36	3 947	63	2	277	3			P	17 203	0	712	8	13
SAVEURS & TERROIRS - CHAMBERY	1	24/11	26/11	2 572	2 572	124	0	0	2	141	10			P	19 575	0	712	8	2
Charleroi (BE)																			
salon des ARTS MENAGERS	1	28/10	12/11	16 960	16 960	0	0	0	6	381	175	0	0	P	128 000	0	155		3
salon du MARIAGE	1	14/1	15/1	1 450	1 450	0	0	0	0	70	0	0	0	P	2 354	0	155		3,24,25
salon IDEES VACANCES	1	26/1	29/1	3 161	3 161	0	0	0	7	122	83	0	0	P	13 652	0	155		3,6
salon MAISON-JARDIN	1	26/1	29/1	3 085	3 085	0	0	0	0	93	0	0	0	P	13 236	0	155		3
CHARTRES (F)																			
FRANCE CE CHARTRES	1	26/9	26/9	324	324	4	0	0	1	58	1			T	229	0	168	8	4
HABITAT - CHARTRES	1	18/3	20/3	2 331	2 331	0	0	0		143				P	4 512	0	148	7	13
JOURNEES LAMIRAULT OCCASIONS - CHARTRES	1	27/10	29/10	4 120	4 120	0	0	0		7				P	2 097	0	498	7	26
LES ARTISANALES - CHARTRES	1	6/10	9/10	6 341	6 193	6	148	0	1	314	1			P	64 883	0	154	8	27
VINS ET GASTRONOMIE - CHARTRES	2x1	24/3	26/3	612	612	0	0	0		59				P	5 204	0	371	8	2
VINS ET GASTRONOMIE - CHARTRES	1	20/10	23/10	1 957	1 957	0	0	0		145				P	15 269	0	371	8	2
CHATEAUBRIANT (F)																			
FOIRE DE BERE - CHATEAUBRIANT	1	8/9	11/9	32 851	3 914	0	28 937	0		402				P	40 598	0	345	8	27
CHATELLERAULT (F)																			
qs	1	8/4	9/4	4 767	4 767	0	0	0		169				P			59	7	3
BRADERIE - CHATELLERAULT	1	13/10	15/10	1 066	1 066	0	0	0		1				P	2 800	0	249	7	3
HABITAT - CHATELLERAULT	1	17/3	19/3	980	980	0	0	0		70				P	3 750	0	664	7	13
MAISON HABITAT JARDIN DECO - CHATELLERAULT	1	27/10	29/10	1 549	1 549	0	0	0		102				P	3 739	0	494	7	13
Chemnitz (D)																			
Baumesse Chemnitz - trade fair of construction	1	3/2	5/2	4 352	4 129	141	223		4	256	9	49	1	T/P	8 373		134	9	5
Transporterage - Commercial Vehicle Exhibition	2	8/9	9/9	2 484	2 484		0		2	52	1	1		T/P	511		134	9	26
CHERBOURG (F)																			
VINS ET GASTRONOMIE - CHERBOURG	1	15/12	17/12	357	357	0	0	0		53				P	4 548	0	371	8	2
CHINON (F)																			
L'UNIVERS DE L'HABITAT - CHINON	1	28/1	29/1	501	501	0	0	0		42				P	600	0	67	7	13
Chisinau (MD)																			
Moldagrotech (spring)	2x1	15/3	18/3	4 342	905	221	3 437	139	10	145	23	0	0	T	16 670	833	586		1
Moldagrotech (autumn)	2x1	18/10	21/10	5 963	1 354	425	4 609	1 221	14	150	49	2	2	T	19 570	1 170	586	13	1
CLERMONT FERRAND (F)																			
VINS DES VIGNERONS INDEPENDANTS - CLERMONT FERRAND	1	20/10	22/10	887	887	0	0	0		146				P	5 883	0	831	8	1
ID CREATIVES - CLERMONT FERRAND	1	9/11	12/11	554	554	50	0	0		60	4			P	10 399	0	370	8	3
CARREFOUR NATIONAL DE LA PECHE ET DES LOISIRS	1	13/1	15/1	6 097	6 097	513	0	0		170	15			P	12 604	0	148	7	3
FOIRE INTERNATIONALE - CLERMONT-COURNON	1	9/9	18/9	45 408	10 433	183	34 974	0	11	491	12			P	104 491	0	348	8	27
FRANCE CE CLERMONT-FERRAND	2x1	28/3	28/3	380	380	0	0	0	0	61	0			T	476	0	168	8	4
FRANCE CE CLERMONT-FERRAND	2x1	17/10	17/10	264	264	8	0	0	1	49	2			T	366	0	168	8	4
HABITAT - CLERMONT FERRAND	1	10/3	13/3	7 812	7 812	27	0	0	1	299	2			P	28 070	0	148	7	13
SOMMET DE L'ELEVAGE	1	4/10	6/10	78 189	12 380	1 189	65 808	7 672	28	1 272	173			T	94 757	3 269	747	8	1
Cluj - Napoca (RO)																			
AGRARIA	1	6/4	9/4	19 602	1 170	633	18 432	6 404	15	362	94	n.a.	n.a.	T/P	27 980	n.a.	208	4	1
COLMAR (F)																			
EH - COLMAR	1	17/3	20/3	5 650	5 650	145	0	0		264	9			P	9 712	0	167	7	13
FOIRE ECO BIO D'ALSACE - COLMAR	1	25/5	28/5	3 635	3 635	205	0	0		410	22			P	32 852	0	226	7	27
MDC - COLMAR	1	20/10	23/10	3 411	3 411	54	0	0		244	3			P	19 320	0	167	7	13
SITV - COLMAR	1	10/11	12/11	4 173	4 173	1 343	0	0		365	160			P	17 319	0	167	7	3
VINS ET GASTRONOMIE - COLMAR	1	3/2	5/2	351	351	0	0	0		38				P	1 933	0	371	8	2
Corum (TR)																			
Corum Agriculture 2017	1	23/11	26/11	18 000	18 000	0			0	162	0		0	T/P	252 000	0	91	15	1

(*) Please refer to each national definition given at the beginning of the report

2017 EVENTS BY CITY

	Interval Year	Opening date	Closing date	Space					Exhibitors					Visitors/Visits (*)		Organizer	Auditor	Industry sector	
				Rented Space (sq.m)					Exhibitors with their own stands		Represented firms		Admission for Trade/Public	Total					
				Total	Total	Foreign/	Total	Foreign/	from... countries	Total	Foreign/ International (*)	Total		Foreign/ International (*)	Total				Foreign/ International (*)
CREMONA (I)																			
ACOUSTIC GUITAR VILLAGE	1	29/9	1/10	760	760	210	0	0	12	51	19	0	0	T	CREMONA MONDO MUSICA	188	10	3	
CREMONA MONDOMUSICA	1	29/9	1/10	4 362	4 362	2 018	0	0	30	263	129	39	25	T	9 833	1 414	188	10	3
FIERE ZOOTECNICHE INTERNAZIONALI DI CREMONA	1	25/10	28/10	16 965	14 120	2 787	2 845	0	18	282	51	36	20	T	27 059	2 434	188	5	1
PIANO EXPERIENCE	1	29/9	1/10	600	600	68	0	0	5	14	2	20	8	T	CREMONA MONDO MUSICA	188	10	3	
Debrecen (HU)																			
FARMEREXPO	1	17/8	20/8	10 130	5 727	327	4 403	831	6	302	36	n.a.	n.a.	T/P	29 049	n.a.	837	4	1
Denizli (TR)																			
AEGEANAGRI 13th Aegean Agricultural Greenhouse & Livestock Exhibition	1	22/2	26/2	26 970	26 970	0			0	202	0		25	T/P	178 472	537	619	15	1
Book Fair	1	31/3	9/4	3 000	3 000	0			0	86	0		0	T/P	270 000	0	303	15	3
EGE TMF / 1. EGE Textile, Garment Machines and Textile Chemicals	1	22/3	25/3	3 804	3 804	248			4	94	6		13	T/P	4 833	123	467	15	25
DIJON (F)																			
AUTO MOTO RETRO - DIJON	1	31/3	2/4	6 027	6 027	135	0	0	4	149	6			P	17 339	0	203	8	26
CITE 21 - DIJON	1	14/12	15/12	1 844	1 744	0	100	0		117				P	2 980	0	470	8	4
FOIRE INTERNATIONALE ET GASTRONOMIQUE - DIJON	1	1/11	12/11	13 562	13 532	1 106	30	0	20	548	56			P	160 004	0	203	8	27
FRANCE CE DIJON	2x1	17/10	17/10	302	302	4	0	0	1	52	1			T	400	0	168	8	4
HABITAT ET DEVELOPPEMENT DURABLE- DIJON	1	9/2	13/2	3 011	3 011	54	0	0	1	167	1			P	11 729	0	203	8	13
FRANCE CE DIJON	2x1	4/4	4/4	454	454	20	0	0	2	84	3			T	478	0	168	8	4
Diyarbakir (TR)																			
Diyarbakir Agriculture and Stock Breeding Fair	1	18/4	22/4	6 792	6 792	0			2	91	0		2	T/P	103 500	157	803	15	1
Diyarbakir Ev/leniyoruz,	1	12/10	15/10	2 304	2 304	0			0	84	0		0	T/P	75 758	0	803	15	25
DON BENITO / BADAJOZ (E)																			
AGROEXPO 2017 - Feria Internacional de Agricultura	1	25/1	28/1	13 476	11 107	284	1 058	50	4	244	13	0	0	T	20 219	ND	327		1
CELEBRARTE 2017 - Extremadura de Bodas y Celebraciones	1	7/10	8/10	1 901	1 101	0	0	0	1	70	0	0	0	P	2 522	0	327		3
DOÑANA NATURAL LIFE 2017	1	27/4	30/4	1 161	1 161	0	0	0	1	65	0	0	0	T/P			474, 327		6
FERINARTE 2017 - Feria Internacional de Artesanía de Extremadura	1	28/4	1/5	475	0	0	475	0	1	42	0	0	0	P			327		3
FIAL 2017 - Feria Internacional de Alimentación	1	5/3	7/3	1 680	1 680	0	0	0	1	89	0	0	0	T	1 859	ND	327		2
FICON 2017 - Feria Ibérica de Construcción	1	23/11	25/11	2 376	2 376	0	0	0	1	44	0	19	0	T			327		5
FIO 2017 - Feria Internacional de Turismo Ornitológico	1	24/2	26/2	1 424	1 424	71	0	0	3	91	7	0	0	T			201, 327		6
IBERFORESTA 2017 - Feria Forestal Ibérica	2	26/6	29/6	1 734	654	0	1 080	0	1	46	0	0	0	T	2 068	ND	302, 327		1
Dortmund (D)																			
elektrotechnik - The expert exhibition for structural and industrial applications	2	15/2	17/2	13 000	13 000	462	0		13	388	23	4		T/P	20 204	525	571	9	26
InterTabac / InterSupply	1	22/9	24/9	22 119	22 119	10 715	0		53	563	374	12	1	T	12 754	5 153	571	9	1
DOUAI (F)																			
FOIRE EXPOSITION REGIONALE - DOUAI	1	2/9	11/9	8 082	5 166	0	2 916	0		222				P	60 706	0	683	8	27
L'OCCASION DES VEHICULES DE LOISIRS - DOUAI	1	23/2	26/2	4 137	4 137	0	0	0		13				P	4 427	0	683	8	3
MARIAGE - DOUAI	1	13/1	15/1	904	904	0	0	0		76				P	2 412	0	683	8	3
SEPEM INDUSTRIES NORD - DOUAI	1	24/1	26/1	6 906	6 906	348	0	0		588	29			T	6 301	416	276	7	19
VEHICULES DE LOISIRS - DOUAI	1	28/10	6/11	13 922	13 922	0	0	0		22				P	22 293	0	683	8	3
Düsseldorf (D)																			
A + A - Safety, Security and Health at Work	2	17/10	20/10	70 643	69 408	39 267	1 235	320	63	1 942	1 364			T	67 248	31 876	553	9	7
BEAUTY DÜSSELDORF - Leading International Trade Fair Cosmetics, Nail, Foot, Wellness, Spa	1	31/3	2/4	23 375	23 375	3 565	0		30	630	143			T	67 966	7 068	553	9	14
boot - Düsseldorf - International Boat Show	1	21/1	29/1	99 698	99 625	59 719	73	20	68	1 819	1 000			T/P	241 130	45 815	553	9	3
CARAVAN SALON DÜSSELDORF - The world's largest show for motor homes und caravans	1	25/8	3/9	109 321	107 498	27 040	1 823	544	33	608	225			T/P	233 702	27 109	553	9	4
ENERGY STORAGE EUROPE - International Summit for the Storage of Renewable Energies	1	14/3	16/3	2 083	2 083	522	0		20	162	51			T	4 329	1 322	553	9	9

(*) Please refer to each national definition given at the beginning of the report

2017 EVENTS BY CITY

	Interval/Year	Opening date	Closing date	Space					Exhibitors					Visitors/Visits (*)				Organizer	Auditor	Industry sector	
				Rented Space (sq.m)					Exhibitors with their own stands		Represented firms			Admission for Trade/Public	Total						
				Total	Halls		Open air		from... countries	Total	Foreign/International (*)	Total	Foreign/International (*)		Total	Foreign/International (*)					
Düsseldorf (D)																					
↔	EuroShop - The World's No.1 Retail Trade Fair	3	5/3	9/3	127 592	127 388	79 682	204	95	61	2 369	1 518			T	113 906	75 041	553	9	4	
↔	GDS/Tag It! Winter - Global destination for showes & accessories	1	7/2	9/2	20 583	20 583	11 889	0		32	489	357			T	9 975	4 299	553	9	25	
↔	Interpack - Processes and packaging	3	4/5	10/5	178 124	175 771	110 950	2 353	1 962	55	2 860	2 214			T	170 899	125 782	553	9	19	
↔	MEDICA / COMPAMED	1	13/11	16/11	127 530	127 242	87 207	288		69	5 931	4 738			T	113 582	81 779	553	9	22	
↔	ProWein - International Trade Fair Wines and Spirits	1	19/3	21/3	71 861	71 861	51 474	0		62	6 615	5 627			T	58 502	29 953	553	9	2	
↔	PSI - The Leading European Trade Show of the Promotional Product Industry	1	10/1	12/1	29 235	29 235	14 175	0		37	969	475			T	18 094	9 241	675	9	4	
↔	REHACARE INTERNATIONAL	1	4/10	7/10	20 501	20 501	8 680	0		39	784	427			T	38 981	5 730	553	9	22	
↔	SCHWEISSEN & SCHNEIDEN - International trade fair Joining Cutting Surfacing	4	25/9	29/9	49 144	49 144	24 771	0		40	1 030	659			T	44 530	26 254	555	9	19	
↔	TOP HAIR - Trend & Fashion Days Düsseldorf	1	1/4	2/4	6 915	6 915	905	0		18	186	44			T	37 045	2 482	553	9	14	
↔	TourNatur - Hiking and Trekking Exhibition	1	1/9	3/9	3 841	3 841	700	0		16	265	102			P	46 637	933	553	9	4	
↔	viscom düsseldorf - International trade fair for visual communication	2	18/10	20/10	5 837	5 837	2 095	0		25	197	99			T	6 941	1 717	675	9	21	
Note: Visitor attendance determined by a representative poll in the combination of Caravan Salon/TourNatur. Multiple answers were permitted.																					
Edirne (TR)																					
↔	Edirne Food, Agriculture, Livestock Industry Fair	1	12/7	16/7	10 106	10 106	0			0	46	0			T/P	285 466	0	685	15	1	
Ekaterinburg (RU)																					
↔	Grand Expo - Ural	1	19/9	22/9	3 082	2 785	643	297	44	20	219	58	43	5	T	5 339	107	514	13	1	
Elazığ (TR)																					
↔	Elazığ Agriculture and Livestock Fair	1	28/9	1/10	15 000	15 000	0			0	65	0		10	T/P	20 000	0	756	15	2	
↔	Elazığ Book Fair	1	29/9	8/10	2 200	2 200	0			0	57	0		0	T/P	75 000	0	820	15	3	
↔	Elazığ Construction Technologies Fair	1	12/10	15/10	6 000	6 000	0			0	63	0		9	T/P	27 000	290	756	15	5	
ELCHE / ALICANTE (E)																					
↔	ANTIC AUTO, Salón internacional de automóviles, motocicletas y recambio antiguo y clásico	1	22/4	23/4	7 058	6 140	36	400	0	2	70	1	2	0	P	4 693	0	423	11	16,3	
↔	CARAVANING, Muestra provincial de caravanning y tiempo libre	1	10/2	19/2	8 643	8 312	0	0	0	1	28	0	0	0	P	7 769	0	137, 423		3,16	
↔	EXPOCACHORRO, Salón del perro y otros animales de compañía	1	2/12	3/12	5 500	876	12	0	0	2	34	1	0	0	P	8 533	0	733, 423	11	3,14	
↔	EXPOFIESTA, Feria nacional de las fiestas populares	1	3/11	5/11	2 800	2 518	0	0	0	1	73	0	0	0	P	5 159	0	423	11	3,25	
↔	EXPONADAL, Exposición de ocio infantil y juvenil	1	26/12	4/1	11 671	111	0	0	0	1	6	0	56	0	P	20 251	0	423	11	3,8	
↔	FIRAHOGAR, Salón de mobiliario, equipamiento y decoración del hogar	1	19/9	1/10	5 119	5 119	60	0	0	2	46	2	0	0	P	8 053	0	423	11	12,13	
↔	FIRAMACO, Feria de Materiales de Construcción, Reforma y Rehabilitación ENERGY Salón del ahorro energético *2	1	19/9	21/9	1 830	1 830	7	0	0	2	70	1	0	0	T	2 397	9	423	11	5,9	
↔	FIRANOVIOS, Salón de las bodas y las celebraciones	1	10/11	12/11	4 461	1 987	0	0	0	1	79	0	0	0	P	3 965	0	423	11	25,3	
↔	FIRAUTO, Feria del automóvil nuevo EXPOCAR, Salón del automóvil de ocasión SOBRE 2 RUEDAS, Feria de la motocicleta *1	2x1	12/5	14/5	17 513	15 913	0	1 600	0	1	60	0	59	0	P	23 907	0	423	11	16,26	
↔	FIRAUTO, Feria del automóvil nuevo EXPOCAR, Salón del automóvil de ocasión SOBRE 2 RUEDAS, Feria de la motocicleta *3	2x1	17/11	19/11	17 491	15 891	0	1 600	0	1	58	0	57	0	P	32 952	0	423	11	16,26	
↔	FUTURMODA, Salón Internacional de la piel, componentes y maquinaria para el calzado y la marroquinería	2x1	22/3	23/3	4 285	3 785	840	0	0	6	214	50	350	72	T	6 454	625	20, 423	11	25,17	
↔	FUTURMODA, Salón Internacional de la piel, componentes y maquinaria para el calzado y la marroquinería	2x1	25/10	26/10	5 614	4 914	948	0	0	11	255	55	505	125	T	7 249	853	20, 423	11	25,17	
↔	JESAL EXTETIC, Salón de estética, cosmética, belleza y peluquería	1	4/3	6/3	2 424	1 752	84	0	0	6	80	7	0	0	T/P	9 878	0	423	11	14,12	
↔	KIDS & CO BY FATIMA CANTO, Salón de la infancia	1	30/9	1/10	1 453	1 203	0	0	0	1	32	0	0	0	P	2 422	0	423	11	12,13	

(*) Please refer to each national definition given at the beginning of the report

2017 EVENTS BY CITY

	Interval Year	Opening date	Closing date	Space					Exhibitors					Visitors/Visits (*)		Organizer	Auditor	Industry sector		
				Rented Space (sq.m)					Exhibitors with their own stands		Represented firms		Admission for Trade/Public	Total						
				Total	Halls	Foreign/	Open air	Foreign/	from... countries	Total	Foreign/ International (*)	Total		Foreign/ International (*)	Total					Foreign/ International (*)
ELCHE / ALICANTE (E)																				
	1	25/3	26/3	1 819	1 606	84	0	0	5	79	5	0	0	T/P	4 798	0	423	11	3,6	
	1	8/4	9/4	15 904	1 502	0	0	0	1	88	0	0	0	P	22 472	0	423	11	3,2	
	1	13/10	15/10	1 576	1 576	ND	ND	ND	ND	83	ND	ND	ND	P			363, 423		25,13	
	1	21/10	22/10	1 845	1 070	0	0	0	1	70	0	0	0	P	13 004	0	423	11	3,2	
	1	31/1	2/2	5 380	5 330	0	0	0	1	64	0	3	0	T	2 309	104	423	11	1,5	
Erfurt (D)																				
	1	20/6	22/6	2 644	2 644	370	0		14	207	32			T/P	3 777	414	554	9	19	
	1	4/3	12/3	14 173	14 173	586	0		11	723	30	10		P	67 415		670	9	27	
Erzurum (TR)																				
	1	28/9	1/10	20 000	20 000	0			0	152	0		0	T/P	240 000	0	91	15	1	
Eskişehir (TR)																				
	1	6/10	15/10	2 000	2 000	0			0	82	0		0	T/P	248 000	0	303	15	3	
	1	30/3	2/4	4 385	4 385	0			0	123	0		7	T/P	52 513	37	291	15	1	
Essen (D)																				
	2	18/3	26/3	30 805	30 805	7 964	0		27	739	198			T/P	162 989	17 929	675	9	3	
	1	7/2	9/2	23 913	23 913	3 740	0		29	700	144			T	22 347	4 268	555	9	9	
	1	24/1	27/1	41 902	41 902	24 431	0		45	1 566	1 021			T	39 868	14 233	555	9	1	
	3	2/5	6/5	12 333	12 333	8 824	0		27	296	243			T	6 655	5 477	555	9	19	
FERRARA (I)																				
	2	16/11	18/11	3 533	3 533	326	0	0	9	106	15	0	0	T	4 593	283	355	10	1	
	1	20/9	22/9	2 815	2 815	201	0	0	11	218	26	0	0	T	4 157	780	325	10	10	
	1	22/3	24/3	3 033	3 033	65	0	0	10	150	11	130	0	T/P	3 466	237	13	10	3	
FIRENZE (I)																				
	2	23/9	1/10	1 603	1 603	303	0	0	8	79	14	0	0	T/P	31 542		286	5	3	
	1	8/9	10/9	1 175	1 175	232	0	0	0	102	38	0	0	T	2 189	722	638	5	14	
	2x1	19/5	21/5	649	649	104	0	0	0	44	10	0	0	T	1 351	804	638	5	25	
	2x1	17/9	19/9	607	607	64	0	0	0	41	7	0	0	T	1 447	803	638	5	25	
	1	22/4	1/5	13 460	12 200	3 290	1 260	100	42	806	175	0	0	T/P	106 757	n.d.	342	10	13	
	2x1	19/1	21/1	15 968	15 968	6 608	0	0	0	440	237	0	0	T	7 067	2 331	638	5	25	
	2x1	22/6	24/6	16 832	16 832	7 404	0	0	0	548	327	0	0	T	5 611	2 110	638	5	25	
	2x1	25/1	27/1	7 646	7 646	581	0	0	0	92	14	0	0	T	4 661	1 865	638	5	25	
	2x1	28/6	30/6	8 293	8 293	777	0	0	0	115	22	0	0	T	5 652	2 790	638	5	25	
	2x1	10/1	13/1	35 726	35 726	9 722	0	0	0	1 117	433	0	0	T	28 555	9 016	638	5	25	
	2x1	13/6	16/6	36 044	36 044	10 139	0	0	0	1 133	450	0	0	T	24 828	8 839	638	5	25	
	1	11/3	13/3	994	994	16	0	0	0	444	11	0	0	T	4 756	383	638	5	2	
FOGGIA (I)																				
	1	28/4	1/5	10 086	6 848	76	3 238	0	8	131	3	28	17	T/P	78 289	2 011	219	10	1	
FORLÌ (I)																				
	2	5/4	7/4	4 164	4 164	637	0	0	17	141	22	59	31	T	4 956	715	335	10	1	
Frankfurt/Main (D)																				
	1	10/2	14/2	179 375	179 375	124 211	0		94	4 460	3 545			T	140 963	75 613	556	9	13	
	1	27/1	31/1	56 948	56 948	36 763	0		42	1 061	832			T	43 233	25 543	556	9	13	
	1	17/10	18/10	990	990	244	0		11	63	19			T	855	298	556	9	19	

(*) Please refer to each national definition given at the beginning of the report

2017 EVENTS BY CITY

	Interval Year	Opening date	Closing date	Space						Exhibitors						Visitors/Visits (*)		Organizer	Auditor	Industry sector	
				Rented Space (sq.m)						Exhibitors with their own stands			Represented firms			Admission for Trade/Public	Total				
				Total	Halls		Open air		from... countries	Total	Foreign/International (*)	Total	Foreign/International (*)	Total	Foreign/International (*)						
				Total	Foreign/	Total	Foreign/														
Geneva (CH)																					
Artgenève	1	25/1	29/1	6 995	6 995	4 694	0	0	16	112	57			P	16 700	11 744	624		3		
Bébé et moi + Expo Junior	1	7/4	9/4	5 100	5 100		0	0	2	125				P	12 000	0	624		27		
COMMUNICA	1	11/10	12/10	1 410	1 410		0	0	2	97				P	2 000	0	381		4		
EBACE	1	22/5	24/5	69 879	19 879	19 879	50 000		47	413	388			T	12 687	11 418	600		20		
eCom, Swiss IT Business, SMARC, Swiss POS	1	30/5	31/5	5 000	5 000		0	0	8	292	73			T	4 278	4 278	133		21		
EPHJ-EMPT-SMT	1	20/6	23/6	12 757	12 757	3 215	0	0	17	835	157			T	20 000	3 592	624		19		
Geneva Gaming Convention	1	22/9	24/9	4 000	4 000		0	0	4	53	13			P	11 500	0	78		21		
Geneva International Motor Show	1	9/3	19/3	77 374	77 374	69 556	0	0	48	180	78			T/P	690 000	365 700	624		16		
INDEX 17	3	4/4	7/4	23 821	23 821	23 106	0	0	43	666	652			T	12 758	11 788	625		19		
Les Automnales	1	10/11	19/11	33 300	33 300	6 660	0	0	10	568	129			P	145 000	29 000	624		27		
POST-EXPO	1	26/9	28/9	9 558	9 558		0	0	29	183	169			T	2 762	2 486	811		4		
Royaume du Web	1	6/5	7/5	4 000	4 000		0	0	2	30				P	10 500	0	624		21		
Salon de la Haute Horlogerie	1	16/1	20/1	31 000	31 000	0	0	0	1	30	0			T/P	16 000	13 500	329		24		
Salon de la Voiture d'occasion	1	6/10	8/10	13 500	13 500	0	0	0	1	42	0			P	6 000	0	7		16		
Salon du Livre et de la Presse	1	26/4	30/4	15 000	15 000		0	0	15	400				P	89 000	17 800	624		8		
Salon International des Inventions	1	29/3	2/4	4 250	4 250	3 967	0	0	40	725	700			T/P	31 000	12 400	624		19		
Salon RH Suisse	1	4/10	5/10	1 837	1 837		0	0		158				T	2 665	0	120		4		
SETA	1	16/2	16/2	1 330	1 330	0	0	0	2	82	0			T	642	0	120		6		
SIWELL	1	29/4	30/4	1 622	1 622		0	0	3	81	3			T/P	5 132	0	381		14		
Vitafoods Europe 2016	1	9/5	11/5	21 382	21 382	19 957	0	0	58	1 034	994			T	19 919	17 927	442		22		
GENOVA (I)																					
INTERNATIONAL BOAT SHOW	1	21/9	26/9	63 350	15 200	0	48 150	0	32	531	93	353	268	T/P	149 032	34 246	415	5	3.26		
Ghent (BE)																					
Belgian Boat Show	1	11/2	19/2	11 496	11 496	3 122	0	0	8	227	65			P	23 625	519	224		3		
Bis	1	7/10	15/10	22 017	22 017	291	0	0	4	417	7			P	60 000	69	224		3.5.9		
Countryside	1	1/11	5/11	6 761	6 761	1 077	0	0	7	211	42			P	28 900	1 267	224		2.3		
Facts Fall	1	21/10	22/10	8 254	8 254	4 539	0	0	15	305	177			P	38 500	4 329	224		3.27		
Facts Spring	1	1/4	2/4	6 331	6 331	3 820	0	0	14	265	162			P	24 738	4 425	224		3.27		
Horeca Expo	1	19/11	23/11	26 918	26 918	3 406	0	0	10	629	121			T	51 500	4 057	224		2.12		
Inside Out	1	11/3	19/3	5 840	5 840	260	0	0	3	119	3			P	20 707	73	224		2.3		
Jaarbeurs	1	16/9	24/9	7 805	7 805		0			199	25			P	76 425		432		3		
Goes (NL)																					
Contacta.nl - Vlaams Paviljoen	1	7/11	9/11	72	72		0			13				T	25 000		432		4		
Gorinchem (NL)																					
Aqua Nederland Vakbeurs & RioleringsVakdagen	1	21/3	23/3	7 186	7 186					350				T	9 885		224		5		
Auto Prof - AMT Live	2x1	7/2	9/2	5 189	5 189					118				T	12 592		224		16		
Bakkersvak	1	5/3	6/3							180				T	7 770		224		2		
Bouwblokjes	3x1	27/5	28/5	600	600					30				P	2 500		224		3		
Camper & Kampeer Gorinchem	1	24/2	26/2	5 268	5 268					106				P	8 570		224		3		
Crea Weekend Najaar	2x1	20/10	22/10	574	574					83				P	4 058		224		3		
Crea Weekend Voorjaar	3x1	27/1	29/1	748	748					98				P	3 725		224		3		
Familiedagen	2x1	17/10	19/10	2 552	2 552					172				P	21 000		224		3		
HortiContact	1	14/2	16/2	9 185	9 185					500				T	16 384		224		1		
Interieur Collectie Dagen	1	17/9	19/9	4 245	4 245					93				T	6 987		224		12		
Klimaatvak	2	28/3	30/3	1 107	1 107					51				T	4 479		224		5		
Maritime Industry	1	9/5	11/5	8 857	8 857					507				T	13 984		224		26		
METAVAK	1	31/10	2/11	4 480	4 480					192				T	8 197		224		19		
Recycling	1	24/10	26/10	3 153	3 153					138				T	5 340		224		10		
Rundvee & Mechanisatie Vakdagen	3x1	28/11	30/11	8 018	8 018					376				T	20 063		224		1		
S.G.A. Vakdagen	1	7/11	9/11	3 769	3 769					121				T	7 280		224		5		
Sign & Print Expo	2	14/3	16/3	6 110	6 110					110				T	13 078		224		11		
The Hair X-perience	1	25/6	26/6	896	896					70				T	3 002		224		14		
Transport Compleet	2x1	5/9	7/9	7 790	7 790					173				T	11 946		224		26		
TrendZ Najaar	1	27/8	29/8	8 323	8 323					237				T	10 107		224		27		
TrendZ Voorjaar	1	15/1	17/1	7 973	7 973					235				T	11 315		224		27		
Vakbeurs Uiterlijke Verzorging	2x1	28/1	30/1	1 824	1 824					110				T	6 629		224		14		

(*) Please refer to each national definition given at the beginning of the report

2017 EVENTS BY CITY

	Interval Year	Opening date	Closing date	Space					Exhibitors					Visitors/Visits (*)		Organizer	Auditor	Industry sector	
				Rented Space (sq.m)					Exhibitors with their own stands		Represented firms		Admission for Trade/Public	Total					
				Total	Halls		Open air		from... countries	Total	Foreign/International (*)	Total		Foreign/International (*)	Total				Foreign/International (*)
Gothenburg (S)																			
Automässan	3	18/1	21/1	14 734	14 650		84		15	265		177		T	18 871		782	14	16
Båtmässan	1	3/2	12/2	16 324	16 224		100		7	298				P	64 946		782	14	26
Elfack	2	9/5	12/5	17 180	17 045		135		37	441				T	23 255		782	14	18
Nordic Architecture Fair	2	17/11	17/11	1 694	1 694		0		6	111		31		T	2 491		782	14	5
GRENOBLE (F)																			
CREATIVA - GRENOBLE	1	26/1	29/1	1 120	1 120	95	0	0	5	92	7			P	11 020	0	41	8	3
FRANCE CE GRENOBLE	1	11/4	11/4	364	364	0	0	0	0	65	0			T	242	0	168	8	4
SALON DE PRINTEMPS - GRENOBLE	1	30/3	2/4	5 915	5 905	201	10	0	9	176	11			P	17 144	0	41	8	27
Hamburg (D)																			
hanseboot - Hamburg International Boat Show	1	28/10	5/11	18 226	18 068	2 246	158		17	453	62			T/P	76 963		396	9	3
INTERNORGA - Europe's leading trade show for the Hotel, Restaurant, Baking and Confectionery Industry	1	17/3	21/3	54 524	53 231	7 375	1 293	168	23	1 248	227			T	95 342	5 816	396	9	2
Nordstil - Hamburg Regional Order Days - Summer Edition	1	22/7	24/7	30 168	30 168	6 980	0		19	796	171			T	14 298	377	556	9	13
Nordstil - Hamburg Regional Order Days - Winter Edition	1	14/1	16/1	35 857	35 857	6 602	0		20	979	168			T	19 942	308	556	9	13
REISEN HAMBURG - The Holiday, Cruise, Caravanning and Cycling Exhibition	1	8/2	12/2	29 651	29 651	2 892	0		46	786	184			P	70 296	1 476	396	9	4
Hannover (D)																			
ABF / B.I.G - The big leisure fair	1	1/2	5/2	41 975	41 853	1 522	122		16	797	81			P	92 566		304	9	3
AGRITECHNICA - DLG's International Leading Trade Fair for Agricultural Machinery	2	12/11	18/11	233 616	231 829	122 558	1 787	1 145	52	2 802	1 673			T/P	457 606	109 873	207	9	1
CeBIT - Global Event for Digital Business	1	20/3	24/3	128 604	126 046	35 698	2 558		59	2 967	1 496			T	174 639	32 657	200	9	21
DOMOTEX - The World of Flooring	1	14/1	17/1	90 060	90 060	78 499	0		61	1 435	1 290			T	36 402	24 826	200	9	12
EMO - The World of Metalworking	2	18/9	23/9	181 767	181 767	103 083	0		44	2 226	1 417			T	128 966	62 038	825	9	19
HANNOVER MESSE	1	24/4	28/4	227 123	225 278	94 809	1 845	144	73	6 493	3 977			T	222 906	73 782	200	9	19
Hannover Messe: ComVac	2	24/4	28/4	15 231	15 210	8 783	21	21	29	257	200			T	34 550	14 995	200	9	19
Hannover Messe: Digital Factory	1	24/4	28/4	14 013	13 369	3 788	644		18	301	67			T	74 228	26 128	200	9	19
Hannover Messe: Energy	1	24/4	28/4	41 899	41 517	18 791	382	76	48	1 201	757			T	97 633	35 148	200	9	9
Hannover Messe: Industrial Automation	1	24/4	28/4	64 210	63 703	16 283	507	47	38	1 252	632			T	149 793	54 674	200	9	19
Hannover Messe: Industrial Supply	1	24/4	28/4	30 863	30 863	17 062	0		45	1 581	1 083			T	83 813	35 201	200	9	19
Hannover Messe: MDA - Motion, Drive & Automation	2	24/4	28/4	41 842	41 683	24 388	159		37	1 192	911			T	90 723	35 473	200	9	19
Hannover Messe: Research & Technology	1	24/4	28/4	8 549	8 417	1 088	132		14	365	88			T	54 612	16 984	200	9	19
infa - Information and Sales Exhibition	1	14/10	22/10	34 218	33 028	3 600	1 190	69	29	1 314	165			T	168 559		304	9	27
LABVOLUTION mit Life Sciences Event	2	16/5	18/5	6 028	6 028	1 716	0		27	333	123			T	7 075	757	200	9	22
BIOTECHNICA	2	16/5	18/5	6 028	6 028	1 716	0		27	333	123			T	7 075	757	200	9	22
LIGNA - World's Leading Trade Fair for Woodworking and Wood Processing Machinery, Plant and Equipment	2	22/5	26/5	125 111	107 695	61 049	17 416	4 086	50	1 520	896			T	92 881	43 283	200	9	12,1
Pferd & Jagd - Equestrian sports, hunting and fishing	1	7/12	10/12	29 812	28 180	3 042	1 632		22	891	107			P	95 470		304	9	3
<i>Note: Visitor attendance determined by a representative poll at Hannover Messe. Multiple answers were permitted.</i>																			
Hardenberg (NL)																			
Auto Prof - AMT Live	2x1	17/10	19/10	2 867	2 867					87				T	8 016		224		16
Bouw Compleet	1	10/10	12/10	5 091	5 091					207				T	12 674		224		5
Bouwblokjes	3x1	29/7	30/7	600	600					30				P	3 200		224		3
Camperbeurs Hardenberg	1	29/9	1/10	5 786	5 786					68				P	6 307		224		3
Crea Weekend Najaar	2x1	29/9	1/10	751	751					113				P	5 922		224		3
Crea Weekend Voorjaar	3x1	17/2	19/2	882	882					110				P	6 711		224		3
De Groene Sector Vakbeurs	1	10/1	12/1	7 802	7 802					260				T	18 436		224		1
Elektro Vakbeurs	1	12/12	14/12	3 687	3 687					165				T	7 542		224		18
Empack	1	20/9	21/9	349	349	12	0	0	1	23	1			T			224		11
Familiedagen	2x1	22/2	24/2	1 511	1 511					118				P	38 800		224		3
Infra Relatedagen	1	7/2	9/2	8 742	8 742					316				T	17 771		224		5
Installatie Vakbeurs	1	12/9	14/9	6 089	6 089					242				T	12 787		224		19
Kampeer & Vrije Tijd Hardenberg	1	17/2	19/2	4 358	4 358					105				P	8 102		224		3
Landbouwdagen Intensieve Veehouderij (LIV)	2x1	24/10	26/10	5 519	5 519					266				T	16 853		224		1

(*) Please refer to each national definition given at the beginning of the report

2017 EVENTS BY CITY

	Interval Year	Opening date	Closing date	Space					Exhibitors					Visitors/Visits (*)		Organizer	Auditor	Industry sector		
				Rented Space (sq.m)					Exhibitors with their own stands		Represented firms		Admission for Trade/Public	Total						
				Total	Halls		Open air		from... countries	Total	Foreign/International (*)	Total		Foreign/International (*)	Total					Foreign/International (*)
	Total	Foreign/	Total	Foreign/																
Hardenberg (NL)																				
Recreatie Vakbeurs	1	28/11	30/11	6 829	6 829					235				T	7 709		224		2,3	
Rundvee & Mechanisatie Vakdagen	3x1	31/10	2/11	9 690	9 690					410				T	29 774		224		1	
Technische Industriële Vakbeurs (TIV)	1	19/9	21/9	4 296	4 296					217				T	7 981		224		5,17,19,26	
Transport Compleet	2x1	21/3	23/3	7 296	7 296					162				T	13 196		224		26	
Vakbeurs Uiterlijke Verzorging	2x1	6/5	8/5	2 062	2 062					114				T	8 401		224		14	
Winter Fair	1	10/11	12/11	1 962	1 962					164				P	14 009		224		3	
Hatay (TR)																				
2. Hatay Agriculture Fair	1	2/11	5/11	6 177	6 177	0			10	82	0		19	T/P	43 125	215	246	15	1	
2. Hatay Furniture Fair	1	10/11	14/11	3 656	3 656	0			0	56	0		1	T/P	47 235	312	246	15	12	
Building Construction and Real Estate Fair	1	3/5	7/5	2 770	2 770	0			0	56	0		0	T/P	16 250	812	548	15	5	
Hatay Book Fair	1	12/5	21/5	3 000	3 000	0			0	86	0		0	T/P	143 000	0	303	15	3	
Iskenderun Book Fair	1	10/11	19/11	3 000	3 000	0			0	76	0		0	T/P	35 000	0	820	15	3	
Helsinki (SF)																				
Bicycle, Fitness, Golf, Outdoor, Kuva & Kamera, Ball Sports, Helsinki Horse Fair	1	17/3	19/3	12 253	12 253			0	20	416		0		T/P	40 701		780	12	3	
Caravan 2017	1	20/1	22/1	5 035	5 035			0	3	33		0		P	64 259		780	12	3	
ChemBio Finland 2017	2	29/3	30/3	1 881	1 881			0	12	106		0		T	4 538		780	12	17	
Child Fair, Arts & Craft Fair, OutletExpo, ModelExpo, and Petfriends 2017	1	21/4	23/4	6 171	6 171			0	9	406		0		P	48 604		780	12	3	
Doctor 2017	1	11/1	13/1	2 366	2 366			0	6	126		0		T	6 584		780	12	22	
Educa 2017	1	27/1	28/1	3 935	3 935			0	5	327		0		T	16 552		780	12	8	
Elma, Forest Fair, Arts & craft Fair, OutletExpo, Lemmikki	1	10/11	12/11	6 707	6 707			0	11	420		0		P	41 723		780	12	1	
Finnish Nursing Exhibition 2017	1	23/3	24/3	1 287	1 287			0	3	122		0		T	4 285		780	12	22	
FinnSec, Real Estate, Avita AudioVisual Expo, Ahlsell Expo, Cyber Security Nordic.	2	26/9	27/9	9 237	9 237			0	14	463		0		T	13 193		339	12	19,5,15	
GoExpo Winter, GameXpo	1	3/11	5/11	7 258	7 258			0	9	161		0		P	24 673		780	12	3	
Habitare 17, Antiikki 17, Showroom 17, Forma Autumn 17, HighEnd Helsinki 17	1	13/9	17/9	15 973	15 848		125		16	598		0		T/P	55 964		780	12	12	
Hammastiläkäpäivät 2017	1	23/11	25/11	2 450	2 450		0		8	106		0		T	7 945		780	12	22	
Helsinki Boat-Afloat Show	1	17/8	20/8	2 623	1 782		841		3	155		3		P	9 863		340	12	26	
Helsinki Book Fair and Wine and food	1	26/10	29/10	9 925	9 925		0		15	457		0		P	84 156		780	12	3	
I love me 2017	1	20/10	22/10	9 980	9 959		21		14	491		0		T/P	58 180		780	12	14	
Let's Dance Helsinki	1	18/8	19/8	1 534	1 534		0		2	78		0		P	5 880		780	12	3	
Markkinoinnin viikko 2017	1	5/9	6/9	456	456		0		1	30		0		T	4 103		405	12	4	
Matka 2017	1	19/1	22/1	9 687	9 687		0		80	899		0		T/P	71 587		780	12	6	
MP 17 Motorcycle show	1	3/2	5/2	11 299	11 299		0		11	174		0		P	57 910		780	12	16	
Own Home 17, OwnCabin 17, SpringGarden 17, Sisusta 17, Lähiroka&Luomu 17	1	6/4	9/4	16 158	16 158		0		3	518		0		P	45 750		780	12	12	
PromoExpo, Firms 2017	1	5/9	6/9	993	993		0		3	62		0		T	6 598		780	12	4	
Sijoitus Invest 2017	1	29/11	30/11	476	476		0		3	54		0		P	4 784		780	12	4	
Studia 2017	1	28/11	29/11	2 076	2 076		0		9	132		0		P	14 494		780	12	8	
Tecnology 17	2	10/10	12/10	11 817	11 802		15		15	439		0		T	14 457		780	12	21,18	
Vene International Boat Show 2017	1	10/2	19/3	24 526	24 466		60		10	323		0		T/P	71 402		780	12	26	
Husum (D)																				
HUSUM Wind - German Trade Fair and Congress for the Wind Industry	2	12/9	15/9	16 091	15 996	2 364	95		25	682	114			T	13 087	2 832	561	9	9	
Nord Gastro & Hotel - Hotel and Restaurant Industry Trade Fair	1	13/2	14/2	4 757	4 757	134	0		8	244	13			T	4 849		560	9	2	
Hyvinkää (SF)																				
Maxpo	2	7/9	9/9	59 599	0		59 599		5	280		0		T	15 447		780	12	19	
Idar-Oberstein (D)																				
INTERGEM - International Trade Fair for Gems, Jewellery and Gemstone Objects	1	30/9	3/10	2 132	2 132	174	0		10	130	14			T	2 429	566	449	9	24	
INNSBRUCK (AT)																				
SenAktiv	1	17/11	19/11	3 682	3 682	190	0	0	7	117	16	8	0	P	2 606		182	1	5	

(*) Please refer to each national definition given at the beginning of the report

2017 EVENTS BY CITY

	Interval Year	Opening date	Closing date	Space					Exhibitors					Visitors/Visits (*)		Organizer	Auditor	Industry sector		
				Rented Space (sq.m)					Exhibitors with their own stands		Represented firms		Admission for Trade/Public	Total						
				Total	Halls	Open air	Total	Open air	from... countries	Total	Foreign/International (*)	Total		Foreign/International (*)	Total					Foreign/International (*)
IRUN / GIPUZKOA (E)																				
BIOTERRA 2017	1	2/6	4/6	2 062	1 987	0	75	0	1	171	0	0	0	T/P	12 830	ND	333	11	28	
CARAVANTUR	1	12/5	14/5	2 160	2 160	0	0	0	1	10	0	0	0	P	9 328	ND	330,333	11	16	
FERIA DE LA NAVIDAD DE LA COSTA VASCA	1	8/12	10/12	1 124	1 124	ND	0	0	ND	126	ND	0	0	P	18 086	ND	333	11	3	
FESTIVAL DE LA CERVEZA TXINGUDI	1	4/3	5/3	454	454	ND	0	0	5	25	5	0	0	P	3 500	0	332,333	11	2	
FICOAUTO, FERIA DE VEHICULOS DE OCASIÓN	1	17/11	19/11	7 948	7 948	0	0	0	1	23	0	0	0	P	10 837	ND	615,333	11	16	
II FERIA DEL BEBÉ	1	3/13	2/4	480	480	0	0	0	1	26	0	0	0	P	3 600	N/D	743,333	11	3	
PIEDRA PAPEL TIJERA	1	3/11	5/11	461	461	0	0	0	1	30	0	0	0	P	5 316	N/D	616,333	11	13	
SIN BARRERAS	1	1/12	2/12	433	433	0	0	0	1	23	0	0	0	T/P	2 800	ND	535,333	11	22	
TURISLAN 1ª Feria de Empleo de Turismo de Gipuzkoa	1	27/3	28/3	1 357	1 357	ND	0	0	2	48	1	0	0	P	2 236	N/D	331,333	11	8	
Isparta (TR)																				
1st Isparta Book Fair	1	3/3	12/3	9 000	9 000	0			0	65	0		0	T/P	243 859	0	598	15	3	
Agriculture Fair	1	23/11	26/11	7 680	7 680	0			6	85	0		15	T/P	45 000	0	199	15	1	
Isparta Santeck Construction, Decoration and Furniture Products	1	4/5	7/5	4 870	4 870	0			0	79	0		0	T/P	32 000	0	199	15	5	
Istanbul (TR)																				
"FAV TURKEY", Fruits and vegetables exhibition	1	28/9	1/10	1 769	1 769	106			0	36	0		0	T/P	4 300	242	459	15	1	
1. Turkish-Arap Real Estate, Project, Investment, Investment Fund Fair	1	6/12	8/12	1 400	1 400	0			18	50	0		0	T/P	1 500	1 050	789	15	15	
10. International Istanbul Tube, Pipe, Fittings and Machinery Fair	1	23/3	25/3	2 872	2 872	439			11	93	20		27	T/P	2 977	283	835	15	10	
10.International Solarex Solar Energy and Technologies Exhibition	1	6/4	8/4	10 212	10 212	489			7	202	13		29	T/P	20 158	6 298	835	15	9	
10.KIDS Turkey Toys, Kids, Licences, Games and Gaming Equipments	1	26/10	29/10	7 155	7 155	120			4	126	7		18	T/P	8 000	189	753	15	13	
11. Real Estate Exhibition	1	20/5	21/5	2 100	2 100	500			6	50	14		5	T/P	10 500	2 500	473	15	15	
11. Hajj and Umrah Tours Service Fair	1	1/10	2/10	2 000	2 000	1 000			4	70	35		35	T/P	3 000	300	390	15	2	
12th International Ideal Home Housewares, Glasswares, Decorative Products and Dowry Fair	1	23/3	26/3	15 003	15 003	155			0	211	10		0	T/P	12 084	1 497	510	15	13	
13.Turkey Call Center Expo	1	19/10	20/10	321	321	2			2	21	2		0	T/P	1 390	30	435	15	21	
14th International Istanbul Yarn Fair 2017	1	2/2	5/2	5 709	5 709	1 047			19	220	84		25	T/P	8 755	1 955	801	15	25	
15.International Lift Exhibition	1	23/3	26/3	13 555	13 555	1 808			20	275	71		50	T/P	28 629	5 037	427	15	5	
16. Istanbul Retail Fair	1	29/11	30/11	1 812	1 812	320			28	82	25		15	T/P	5 352	353	749	15	4	
2. Modernization in factories forum and exhibition	1	4/10	6/10	507	507	0			0	35	0		15	T/P	1 708	32	755	15	19	
21.International ISAF Security Exhibition	1	14/9	17/9	6 911	6 911	824			6	158	40		46	T/P	16 842	846	532	15	7	
22nd World Petroleum Congress and Exhibition	1	10/7	13/7	6 912	6 912	5 836			32	79	59		0	T/P	1 952	908	344	15	9	
28th International Zuchex Housewares Housewares, Decorative Articles and Small Electrical Appliances Fair	1	21/9	24/9	75 000	75 000	701			15	506	19		118	T/P	25 908	3 613	510	15	13	
2nd Istanbul Coil Fair	1	23/3	25/3	2 872	2 872	439			11	93	20		27	T/P	2 977	283	835	15	19	
2nd Istanbul Wire Fair	1	23/3	25/3	2 872	2 872	439			11	93	20		27	T/P	2 977	283	835	15	19	
3. China Products Fair	1	1/6	3/6	4 338	4 338	4 284			1	293	286		0	T/P	14 566	1 107	727	15	27	
3. Robot Investments Forum abd Exhibition	1	4/10	6/10	1 803	1 803	12			1	82	1		37	T/P	3 870	32	755	15	21	
3.Eksposhoes Istanbul Footwear Leather Goods Fashion Fair	1	22/5	25/5	4 730	4 730	0			0	112	0		8	T/P	7 662	985	239	15	25	
32nd International Mothers Babies Children Products Fair	1	11/1	14/1	17 239	17 239	328			5	249	10		47	T/P	7 296	1 622	806	15	13	
33. International Istanbul Baby Maternity Industry Expo	1	19/7	22/7	5 362	5 362	0			3	87	0		5	T/P	2 727	1 166	806	15	13	
36. Istanbul Book Fair	1	4/11	12/11	16 167	16 167	302			22	595	14		99	T/P	742 445	383	803	15	3	
36.Book And Culture Fair	1	27/5	15/6	2 000	2 000	0			0	180	0		0	T/P			816	15	3	
4. Sleep Well Expo	1	19/10	22/10	4 432	4 432	258			6	65	6		6	T/P	4 103	926	835	15	12	
4.Eksposhoes Istanbul Footwear Leather Goods Fashion Fair	1	7/11	10/11	4 420	4 420	0			0	99	0		7	T/P	7 784	1 024	239	15	25	
4.Turkish-Arab Construction-Building Materials and Technologies Fair, Bilateral Meetings	1	6/12	8/12	1 400	1 400	0			18	96	0		0	T/P	1 500	1 050	789	15	5	

(*) Please refer to each national definition given at the beginning of the report

2017 EVENTS BY CITY

Interval/Year	Opening date	Closing date	Space						Exhibitors						Visitors/Visits (*)				Organizer	Auditor	Industry sector
			Rented Space (sq.m)						Exhibitors with their own stands			Represented firms			Admission for Trade/Public						
			Total	Halls		Open air			from... countries	Total	Foreign/ International (*)	Total	Foreign/ International (*)	Total	Foreign/ International (*)	Total	Foreign/ International (*)				
Istanbul (TR)																					
40th Yapi - Turkeybuild Istanbul 2017	1	23/5	27/5	33 031	33 031	1 006			17	815	78		179	T/P	82 427	6 620	853	15	5		
4th PNEXT Energy Fair	1	12/1	14/1	1 650	1 650	16			1	53	1		5	T/P	2 200	15	198	15	9		
5. Scaffolding & Formwork Industrial Construction Technologies Fair	1	12/1	15/1	6 272	6 272	67			4	74	4		9	T/P	4 755	220	198	15	5		
5.International Istanbul Smart Grid and Cities Congress and Fair	1	19/4	21/4	16 093	16 093	735			28	319	96		12	T/P	32 860	1 750	407	15	9		
5th Halal Expo	1	23/11	25/11	4 500	4 500	298			0	125	0		14	T/P	29 800	3 240	70	15	2		
6. ISAF IT Security Exhibition	1	14/9	17/9	605	605	60			2	32	2		4	T/P	16 842	846	532	15	21		
6.Isaf Smart Home Exhibition	1	14/9	17/9	723	723	57			3	43	6		9	T/P	16 842	846	532	15	21		
6.Istanbul University Preference Exhibition	1	16/7	18/7	2 100	2 100	0			0	98	0		0	T/P	64 225	0	236	15	8		
6th Istanbul Hunting, Arms And Outdoor Sports Fair	1	20/4	23/4	8 627	8 627	239			26	140	10		33	T/P	9 050	1 130	232	15	3		
7. Natural Gas Congress and 1. Natural Gas Fair	1	2/11	3/11	1 004	1 004	6			4	86	1		6	T/P	4 100	110	406	15	9		
8. Energy Efficiency Forum and Exhibition	1	11/1	12/1	1 241	1 241	0			0	75	0		0	T/P	2 050	11	764	15	9		
9th Flower Show Istanbul 2017 Eurasia Plant Fair	1	23/11	25/11	16 054	16 054	683			14	289	20		40	T/P	15 209	955	193	15	12		
A@W Istanbul	1	3/11	4/11	711	466	245	0		7	58	20		7	T	1 696	6	847		5,12		
ACE OF M.I.C.E. Exhibition	1	22/2	24/2	4 870	4 870	134			9	178	9		6	T/P	9 643	785	791	15	4		
Akare Study Abroad Fairs	8x1	11/3	12/3	1 353	1 353	550			28	59	24		28	T/P	2 210	4	36	15	8		
Akare Study Abroad Fairs	8x1	14/3	14/3	2 055	2 055	621			23	43	13		22	T/P	1 430	2	36	15	8		
Akare Study Abroad Fairs	8x1	12/10	12/10	2 055	2 055	621			25	54	37		17	T/P	924	2	36	15	8		
Akare Study Abroad Fairs	8x1	14/10	15/10	1 353	1 353	550			25	73	57		16	T/P	2 956	5	36	15	8		
Alleather IDF Istanbul Leather Exhibition	1	1/2	3/2	3 087	3 087	48			3	74	4		0	T/P	1 586	317	807	15	25		
ALUEXPO 2017 5.International Aluminium Technology, Machinery And Products Trade Fair	1	5/10	7/10	8 471	8 471	856			32	319	33		124	T/P	11 421	1 726	398	15	19		
Analytech "Analysis and Laboratory Technology, Equipment Exhibition"	1	20/4	22/4	2 056	2 056	0			0	98	0		57	T/P	4 420	458	37	15	17		
ARCHITECT@WORK TURKEY	1	3/11	4/11	816	816	84			8	68	7		21	T/P	1 696	44	848	15	5		
Armasad Beekeeping Fair	1	27/1	29/1	1 100	1 100	0			0	37	0		0	T/P	15 000	20	699	15	1		
ARTIST 2017 27th Istanbul Art fair	1	4/11	12/11	4 462	4 462	180			4	66	4		0	T/P	742 445	383	803	15	3		
Automechanika Istanbul International Trade Fair for Automotive Manufacturing, Distribution and Repair	1	6/4	9/4	35 586	35 586	7 103			32	1 217	537		107	T/P	43 874	10 047	558,397	15	16		
AYMOD 18.International Footwear Fashion Fair	2x1	5/4	8/4	26 785	26 785	381			2	377	22		0	T/P	16 922	1 866	646	15	25		
AYMOD 19. International Footwear Fashion Fair	2x1	4/10	7/10	26 318	26 318	309			4	347	18		0	T/P	13 315	1 478	646	15	25		
AYSAF 18. International Footwear Industry Suppliers Fair	2x1	3/5	6/5	16 639	16 639	201			5	270	15		85	T/P	11 525	2 085	646	15	17		
AYSAF 19.International Footwear Industry Suppliers Fair	2x1	15/11	18/11	19 236	19 236	798			4	337	58		0	T/P	12 022	3 310	646	15	17		
Be My Franchise Franchising and Dealership Trade Fair	1	12/10	15/10	8 122	8 122	149			7	269	19		9	T/P	17 551	566	545	15	4		
Beauty & Care 2017 -28th Beauty, Care, Product and Equipments Fair	1	6/4	9/4	4 118	4 118	1 185			9	176	0		113	T/P	17 183	1 002	775	15	14		
Beauty Eurasia 2017 13.International Exhibition For Cosmetics, Beauty and Coiffeur	1	27/4	29/4	6 073	6 073	1 411			30	249	97		0	T/P	7 471	1 175	640,217	15	14		
Biotech Euroasia "Biotechnology, Life Sciences and Industries Exhibition"	1	20/4	22/4	1 733	1 733	0			0	82	0		56	T/P	4 420	458	37	15	19		
Boat Show Eurasia	1	4/10	9/10	3 448	3 448	0			8	48	0		20	T/P	32 887	782	829	15	3		
Child Development Fair	1	16/3	19/3	789	789	0			0	36	0		3	T/P	10 371	0	11	15	13		
CLEANROOM International Cleanroom Technology, Maintenance and Equipment Exhibition	1	20/4	22/4	2 082	2 082	66			3	97	4		74	T/P	4 420	458	37	15	5		
CNR IMOB 2017- Istanbul Furniture Fair	1	24/1	29/1	56 246	56 246	45			3	441	3		0	T/P	166 023	46 875	461	15	12		
CNR Packaging fair	1	20/9	23/9	2 071	2 071	162			2	34	2		0	T/P	24 826	3 874	461	15	11		
Concrete Istanbul 2017	1	13/4	15/4	6 500	6 500	421			12	57	4		22	T/P	3 500	174	478	15	5		
Cosmetics & Home Care Ingredients 2017	1	9/11	11/11	2 116	2 116	161			10	76	22		252	T/P	3 221	427	66	15	17		
CPHI Istanbul 2017 Pharmaceutical Exhibition	1	8/3	10/3	3 023	3 023	1 032			14	155	69		14	T/P	2 981	709	807	15	17		
CWIEME	1	2/11	4/11	1 281	1 281	544			12	64	35		13	T/P	1 202	151	68	15	21		
Domestic Market Week	1	5/12	6/12	833	833	0			0	61	0		0	T/P	1 823	0	637	15	4		

(*) Please refer to each national definition given at the beginning of the report

2017 EVENTS BY CITY

	Interval Year	Opening date	Closing date	Space					Exhibitors					Visitors/Visits (*)		Organizer	Auditor	Industry sector			
				Total	Rented Space (sq.m)		Open air		from... countries	Total	Exhibitors with their own stands		Represented firms		Admission for Trade/Public					Total	Foreign/ International (*)
					Total	Foreign/	Total	Foreign/			Total	Foreign/ International (*)	Total	Foreign/ International (*)							
Istanbul (TR)																					
Door Fair Turkey - 11.Wood, Steel, Industrial, Automatic Doors, Door access control systems	1	5/1	8/1	9 320	9 320	98			3	131	3		16	T/P	8 530	650	198	15	5		
Educashow School Equipment and Technology Fair	1	30/3	2/4	2 386	2 386	15			1	70	1		0	T/P	3 902	18	128	15	4		
Educatürk University Fair	1	21/7	23/7	2 152	2 152	0			0	79	0		0	T/P	12 141	0	128	15	8		
Emitt 2017 21.East Mediterranean International Travel And Tourism Exhibition	1	26/1	29/1	25 701	25 701	1 839			45	685	118		0	T/P	32 962	1 246	217	15	2		
Eurasia Packaging 2017 Istanbul 23rd International Packaging Industry Fair	1	25/10	28/10	39 025	39 025	1 003			40	1 041	83		344	T/P	59 326	7 252	682	15	11		
Eurasia Boatshow 2017 11.Sea Vehicles, Equipments and Accessories Exhibition	1	10/2	19/2	33 913	33 913	60			2	236	2		0	T/P	63 507	3 539	646	15	3		
Eurasia Boatshow 2017 12.Sea Vehicles, Equipments and Accessories Exhibition	1	2/5	7/5	3 652	3 652	16			1	53	1		0	T/P	5 098	166	646	15	3		
Eurasia Door 2017 9th Door, Shutter, Panel, Board, Partition Systems and Accessories Fair	1	8/3	11/3	3 437	3 437	318			4	84	19		1	T/P	61 129	7 583	682	15	5		
Eurasia Elevator Fair	1	22/3	25/3	12 296	12 296	217			6	133	8		0	T/P	32 922	3 812	461	15	5		
Eurasia Glass 2017 7.Glass Products, Applications, Production, Processing Technologies	1	8/3	11/3	9 798	9 798	493			17	229	32		111	T/P	61 129	7 583	682	15	5		
Eurasia Urban Expo 18th Urban Decoration, Sports, Entertainment, Urban Technologies, Vehicles, Landscaping and Recycling Technologies Fair	1	23/11	25/11	2 285	2 285	0			2	25	0		2	T/P	4 600	230	803	15	10		
Eurasia Window 2017 18th International Window Fair	1	8/3	11/3	24 155	24 155	133			14	285	9		26	T/P	61 129	7 583	682	15	5		
Eurasian Composites Show 2017 3. International Composites Industry Exhibition	1	9/11	11/11	1 586	1 586	469			12	62	24		49	T/P	3 028	891	66	15	17		
EURIE Eurasia Higher Education Summit and Exhibition	1	22/3	24/3	1 536	1 536	666			30	105	80		3	T/P	2 500	1 452	128	15	8		
Europort Turkey Maritime Fair	1	5/4	8/4	1 994	1 994	209			22	90	18		12	T/P	4 528	357	829	15	3		
EVTEKS 2017 23.Istanbul Home Textiles Exhibition	1	16/5	20/5	61 298	61 298	4 014			22	756	95		0	T/P	130 061	40 302	461	15	12		
EXPOMED EURASIA 24th International Istanbul Medical Analysis, Diagnosis, Treatment, Rehabilitation Product, Device, Technology, Equipment and Hospitals Fair	1	30/3	2/4	14 048	14 048	1 493			35	654	137		211	T/P	34 086	4 972	682	15	22		
Exposhipping Expomaritt 14.International Maritime Exhibition	1	21/3	24/3	5 228	5 228	544			33	135	10		56	T/P	4 786	821	808	15	3		
Eyafexpo	1	30/11	3/12	3 112	3 112	216			19	102	11		76	T/P	16 103	357	537	15	7		
Fashionist Evening Gowns, Wedding Dresses and Suits Fair	1	17/1	19/1	4 553	4 553	920			2	55	10		0	T/P	15 250	9 815	630	15	25		
Fespa Eurasia	1	7/12	10/12	8 254	8 254	378			15	116	12		55	T/P	9 106	976	326	15	4		
Food - Tech Eurasia 2017 12th Food and Beverage Technologies Fair	1	25/10	28/10	3 843	3 843	12			16	112	1		34	T/P	59 326	7 252	682	15	2		
Food Istanbul 2017	1	20/9	23/9	14 720	14 720	360			15	321	24		0	T/P	24 826	3 874	461	15	2		
Foteg Istanbul 2017 International Trade Fair For Food Processing Technologies	1	16/3	19/3	9 858	9 858	20			35	550	1		387	T/P	11 556	1 862	409	15	2		
FR Gaming Show	1	1/11	5/11	3 431	3 431	0			0	24	0		4	T/P	7 746	178	646	15	21		
FURNITURE Istanbul	1	7/11	12/11	24 253	24 253	0			0	109	0		0	T/P	59 064	4 348	646	15	12		
GameX/Computer 2017 42.International Computer and Digital Games Fair	1	14/9	17/9	8 100	8 100	2 664			0	98	18		14	T/P	141 793	2 853	695	15	21		
Gaming Istanbul Digital Entertainment and Game Fair	1	2/2	5/2	2 576	2 576	761			11	42	14		3	T/P	8 000	42	375	15	21		
GAS&POWER Network, 2nd Electric, natural gas, alternative energy equipments and technologies fair	1	30/3	2/4	1 408	1 408	346			4	11	5		3	T/P	29 650	4 151	252	15	9		
GESS Turkey 2017	1	19/10	21/10	523	523	48			3	29	5		0	T/P	1 533	87	427	15	8		
Global Satshow 2017	1	8/11	9/11	898	898	276			9	31	13		0	T/P	6 183	198	538	15	21		
Greatist Dental Equipments and Materials Exhibition	1	27/10	29/10	1 150	1 150	27			2	51	4		23	T/P	4 311	160	827	15	22		
GTZ Youth Fair	1	12/5	13/5	1 008	1 008	18			1	62	2		0	T/P	4 200	0	438	15	27		
Healthy Living Platform	1	26/10	28/10	1 344	1 344	0			2	68	0		2	T/P	2 024	6	794	15	2		
Heritage Restoration, Archeology and Museology Technologies Fair & Conference	1	27/4	29/4	1 224	1 224	63			3	71	4		15	T/P	7 236	237	775	15	10		

(*) Please refer to each national definition given at the beginning of the report

2017 EVENTS BY CITY

	Interval Year	Opening date	Closing date	Space					Exhibitors					Visitors/Visits (*)			Organizer	Auditor	Industry sector
				Rented Space (sq.m)					Exhibitors with their own stands			Represented firms		Admission for Trade/Public	Total				
				Total	Halls		Open air		from ... countries	Total	Foreign/ International (*)	Total	Foreign/ International (*)		Total	Foreign/ International (*)			
					Total	Foreign/	Total	Foreign/						Total					
Istanbul (TR)																			
High School and University Fair	1	30/3	31/3	1 158	1 158	0			0	74	0	0	T/P	28 260	0	236	15	8	
HIMSS Emram Education Conference and Health IT Fair	1	11/5	13/5	3 600	3 600	288			4	32	2	7	T/P	1 572	18	241	15	21	
Hometex 2017	1	25/10	28/10	13 613	13 613	308			3	201	17	0	T/P	22 315	4 619	461	15	12	
Human Resources Exhibition 2017	1	15/2	16/2	1 250	1 250	0			0	58	0	0	T/P	1 875	0	280	15	4	
IBS Mother Baby Child Fair	1	15/12	17/12	5 769	5 769	0			0	110	0	0	T/P	112 523	0	128	15	13	
ICCI- 23.International Energy And Environment Fair And Conference	1	3/5	5/5	4 708	4 708	1 181			13	173	43	11	T/P	4 879	389	719	15	9	
IDEF 2017 13th International Defence Industry Fair	2	9/5	12/5	32 966	32 966	5 719			50	820	267	236	T/P	65 782	5 028	803	15	7	
IDEX 2017 14.Istanbul Dental Exhibition	1	27/4	30/4	7 215	7 215	333			0	184	31	0	T/P	13 255	1 240	646	15	22	
IDMA 2017 7.International, Flour, Semolina, Rice, Corn, Bulgur, Feed Milling Machinery & Pulse, Pasta, Biscuit Technologies Exhibition	1	4/5	7/5	13 436	13 436	1 484			20	204	58	23	T/P	7 069	3 806	627	15	2	
IEFT Education Fairs Of Turkey	8x1	27/3	27/3	720	720	665			20	78	78	0	T/P	1 750	0	460	15	8	
IEFT Education Fairs Of Turkey	8x1	26/10	26/10	720	720	665			20	82	75	0	T/P	2 000	0	460	15	8	
IEFT Education Fairs Of Turkey	8x1	28/10	29/10	1 200	1 200	1 000			25	165	150	0	T/P	9 000	0	460	15	8	
IEFT Education Fairs Of Turkey	8x1	25/3	26/3	1 200	1 200	1 000			20	140	130	0	T/P	8 000	0	460	15	8	
IFAT EURASIA 2017	1	16/2	18/2	9 107	9 107	1 278			17	412	88	182	T/P	11 326	1 021	582	15	10	
INTERMOB 2017 20th. International Furniture Side Industry, Accessories, Forestry Products And Wood Technology Fair	1	14/10	18/10	28 895	28 895	536			24	490	38	136	T/P	74 889	8 968	682	15	12	
International CNR Book Fair	1	24/2	5/3	7 752	7 752	1 382			19	220	80	0	T/P	407 317	21 356	646	15	3	
International Eurasia Rail Rolling Stock, Infrastructure and Logistics Exhibition	1	2/3	4/3	8 426	8 426	2 434			17	196	55	44	T/P	7 183	642	217	15	5	
International Horse and Equestrian Fair Equist Istanbul Horse Show	1	19/5	21/5	680	680	27			8	43	3	8	T/P	7 460	218	237	15	3	
International Local Chain Stores Meeting 2017 Conference and Exhibition	1	12/4	13/4	2 176	2 176	0			0	108	0	13	T/P	7 584	0	378	15	4	
International Logitrans Transport Logistics Exhibition	1	15/11	17/11	4 761	4 761	1 139			24	150	63	0	T/P	13 700	1 233	238	15	26	
Intertraffic Istanbul 8. International Infrastructure, Traffic Management, Road Security and Park Systems Fair	1	24/5	26/5	6 052	6 052	1 432			19	141	61	117	T/P	4 796	933	808	15	5	
Iran Solo Exhibition 2017	1	25/10	28/10	3 000	3 000	3 000			1	77	77	0	T/P	4 267	1 444	646	15	27	
ISG Eurasia 2017 3rd Occupational Health and Safety Fair	1	16/3	19/3	272	272	0			1	22	0	1	T/P	9 506	241	427	15	7	
ISMOB Istanbul Furniture Fair	1	10/1	15/1	36 061	36 061	81			4	157	5	9	T/P	120 475	2 903	803	15	12	
ISSA InterClean Istanbul Industrial Cleaning Technologies and Services Exhibition and Conference	1	18/10	20/10	2 027	2 027	280			13	66	14	12	T/P	1 736	470	808	15	2	
Istanbul Jewelry Show March 2017 44.Istanbul International Jewelry, Watch & Equipment Fair	2x1	16/3	19/3	19 924	19 924	793			17	443	50	129	T/P	27 587	10 490	809	15	24	
Istanbul Jewelry Show October 2017 45.Istanbul International Jewelry, Watch & Equipment Fair	2x1	12/10	15/10	13 544	13 544	520			7	350	29	120	T/P	15 514	6 637	809	15	24	
Istanbul Autoshow 2017 Istanbul 8.Automobile Fair	1	21/4	30/4	20 402	20 402	0			9	103	0	15	T/P	505 032	0	800	15	16	
Istanbul Hardware Fair	1	23/3	25/3	2 011	2 011	87			4	60	3	2	T/P	3 400	248	835	15	5	
Istanbul Health Expo Medical Products, Hospital, Equipment Exhibition	1	29/11	2/12	4 756	4 756	9			1	76	1	0	T/P	5 412	595	646	15	22	
Istanbul Inventions Fair	1	2/3	4/3	1 044	1 044	342			32	262	48	8	T/P	3 824	412	23	15	19	
Istanbul Marathon and sports Expo	1	9/11	11/11	4 200	4 200	0			0	40	0	0	T/P	70 000	3 500	783	15	3	
Istanbul Stationery- Office Fair	1	22/2	26/2	10 055	10 055	132			18	165	9	36	T/P	9 863	572	800	15	4	
Istanbullight 10th International Lighting& Electrical Equipments Fair	1	21/9	24/9	6 057	6 057	2 041			0	267	156	33	T/P	6 100	607	808	15	21	
KALITE ' 17	1	12/10	14/10	2 588	2 588	0			17	44	0	31	T/P	3 500	220	478	15	17	
KASTEXPO	1	27/12	30/12	5 550	5 550	35			0	174	1	0	T/P	2 407	19	458	15	27	
Kids and Parents Fair Istanbul	1	21/9	24/9	145	145	0			0	21	0	2	T/P	1 033	0	380	15	13	

(*) Please refer to each national definition given at the beginning of the report

2017 EVENTS BY CITY

Interval/Year	Opening date	Closing date	Space						Exhibitors				Visitors/Visits (*)		Organizer	Auditor	Industry sector			
			Rented Space (sq.m)						Exhibitors with their own stands		Represented firms		Admission for Trade/Public	Total						
			Total	Halls		Open air		from... countries	Total	Foreign/International (*)	Total	Foreign/International (*)		Total					Foreign/International (*)	
	Total	Foreign/	Total	Foreign/																
Istanbul (TR)																				
KNITTING TECH 2017 - 26th International Knitting, Hosiery, Embroidery, Narrow Weaving, Printing Machines and Related Industry Fair	1	2/2	5/2	851	851	24			5	38	2		15	T/P	8 755	1 955	801	15	25	
LABTECHMED EURASIA 20th International Istanbul Laboratory Technology System And Equipment Fair	1	30/3	2/4	1 770	1 770	42			12	51	4		25	T/P	34 086	4 972	682	15	22	
LIFE SCIENCES INGREDIENTS 2017	1	9/11	11/11	1 344	1 344	168			7	45	12		252	T/P	3 221	427	66	15	17	
Lifestyle Turkey	1	2/3	4/3	2 784	2 784	0			0	76	0		0	T/P	2 752	222	732	15	25	
Linexpo Istanbul Underwear Fashion Expo	1	9/2	11/2	8 731	8 731	0			0	141	0		0	T/P	10 823	2 231	459	15	25	
Local Authorities Book and Culture Fair	1	15/12	17/12	2 085	2 085	0			0	72	0		0	T/P	757	0	541	15	3	
Motobike Istanbul	1	23/2	26/2	16 938	16 938	146			2	149	8		153	T/P	103 371	3 108	558	15	16	
NFV EXCO Fair and Conference of Nuts, Fruit, & Vegetables, Technologies	1	21/11	22/11	1 254	1 254	12			3	36	2		1	T/P	399	116	314, 378	15	2	
PaintExpo Eurasia 2017 4. International Coating Technologies Exhibition	1	12/10	14/10	2 844	2 844	514			15	168	45		72	T/P	3 044	267	66	15	17	
Parasitec Istanbul 2017	1	28/9	29/9	663	663	288			13	42	20		0	T/P	1 167	407	814	15	22	
Petroleum Istanbul 13.International Petroleum LPG, Lubricants Equipment And Technology Fair	1	30/3	2/4	10 650	10 650	550			15	188	29		64	T/P	29 650	4 151	252	15	9	
PETZOO Turkey, 6. International Pet Products, material and accessory suppliers fair	1	26/10	29/10	4 500	4 500	128			4	64	4		0	T/P	26 252	738	812	15	12	
Photo Digital 7th International Trade Fair For Photography, Digital Imaging Printing and Technologies, Equipments	1	6/4	9/4	6 294	6 294	42			1	88	1		43	T/P	36 071	982	567	15	4	
Plast Eurasia Istanbul 2017 27th International Istanbul Plastics Industry Fair	1	6/12	9/12	33 739	33 739	3 667			43	1 087	250		447	T/P	53 919	6 823	803	15	17	
Premiere Vision Istanbul	1	22/3	24/3	3 524	3 524	168			6	104	8		0	T/P	6 516	936	453	15	25	
Premiere Vision Istanbul	1	18/10	20/10	3 678	3 678	162			6	108	8		0	T/P	7 652	1 456	453	15	25	
PRINTTEK 2017 13th International Print Technologies And Paper Fair	1	4/10	8/10	10 591	10 591	957			32	412	58		227	T/P	26 540	2 123	803	15	4	
Project Marble Eurasia	1	23/8	26/8	6 582	6 582	0			0	99	0		0	T/P	5 000	1 350	665	15	19	
PUTECH EURASIA 2017 5.International Polyurethane Industry Exhibition	1	9/11	11/11	4 751	4 751	1 299			17	123	71		60	T/P	5 421	891	66	15	17	
QS World MBA Tour and World Grad School Tour	1	25/2	25/2	300	300	204			8	25	17		0	T/P	1 127	0	128	15	8	
QS World MBA Tour and World Grad School Tour	1	7/10	7/10	252	252	252			9	21	21		0	T/P	1 042	0	128	15	8	
R&D Turk/ R&D Summit and Research Centers Exhibition	1	3/5	5/5	3 600	3 600	0			0	105	0		2	T/P	6 780	125	241	15	4	
R+T Turkey 3.International Trade Fair For Roller Shutters, Gates and Sun Protection Systems	1	1/3	4/3	5 012	5 012	847			7	82	28		0	T/P	5 207	642	567	15	5	
Real Estate 2017- Residential, Commercial, Prourment, Leasing and Financing	1	23/11	26/11	4 368	4 368	151			7	83	8		0	T/P	16 255	4 960	461	15	15	
Rew Istanbul 2017 13th International Recycling, Environmental Technologies and Waste Management Trade Fair	1	16/3	19/3	3 006	3 006	42			12	125	1		38	T/P	9 506	241	427	15	10	
SHF Fire & Rescue Exhibition	1	14/9	17/9	1 770	1 770	59			4	64	7		19	T/P	16 842	846	532	15	7	
SHF Safety & Health Exhibition	1	14/9	17/9	805	805	24			3	40	3		4	T/P	16 842	846	532	15	7	
Sign Istanbul 2017	1	4/10	8/10	11 342	11 342	522			23	368	27		164	T/P	21 881	2 798	427	15	4	
SILMOISTANBUL Optical Fair	1	30/11	3/12	8 782	8 782	228			4	117	7		59	T/P	1 276	0	1	15	22	
SIRHA ISTANBUL 2017	1	16/11	18/11	3 510	3 510	50			2	110	8		9	T/P	11 379	245	375	15	2	
Sports and Active Life Fair	1	14/9	17/9	14 408	14 408	220			11	100	3		33	T/P	67 832	148	800	15	3	
Step Istanbul Contemporary Art Fair	1	13/9	17/9	6 275	6 275	2 078			19	94	42		0	T/P	80 000	5 000	433	15	3	
STT Eurasia 2017 3.International Surface Treatment Technologies Exhibition	1	12/10	14/10	1 530	1 530	287			5	68	8		21	T/P	3 044	267	66	15	17	
Study EXPO fairs	8x1	25/2	26/2	393	393	312			18	60	55		0	T/P	2 208	0	759	15	8	
Study EXPO fairs	8x1	4/3	4/3	265	265	204			18	37	34		0	T/P	1 211	0	759	15	8	
Study EXPO fairs	8x1	11/11	12/11	300	300	276			19	50	46		0	T/P	1 719	0	759	15	8	
Study EXPO fairs	8x1	18/11	18/11	264	264	246			17	44	41		0	T/P	903	0	759	15	8	

(*) Please refer to each national definition given at the beginning of the report

2017 EVENTS BY CITY

	Interval Year	Opening date	Closing date	Space					Exhibitors					Visitors/Visits (*)			Organizer	Auditor	Industry sector	
				Rented Space (sq.m)					Exhibitors with their own stands			Represented firms		Admission for Trade/Public	Total					
				Total	Halls		Open air		from ... countries	Total	Foreign/ International (*)	Total	Foreign/ International (*)		Total	Foreign/ International (*)				
Istanbul (TR)																				
TEXSTART Fair	1	8/11	10/11	986	986	440			1	67	37		0	T/P	3 164	52	227	15	25	
TRANSIST 2017 Istanbul Transport Congress and Exhibition	1	2/11	4/11	5 020	5 020	40			0	141	1		12	T/P	6 000	521	438	15	5	
Tuch Expo- Creative Handcrafts and Hobbies Trade Fair	1	23/11	26/11	1 877	1 877	114			4	79	5		5	T/P	11 235	137	11	15	3	
Türk Kompozit 2017 2. Turkish and regional composites industry, technology and applications fair	1	5/10	7/10	1 604	1 604	76			6	84	6		24	T/P	2 693	161	30	15	17	
Turkish Dental Association Expodental 2017	1	21/9	24/9	4 722	4 722	158			5	183	10		1	T/P	10 009	438	792	15	22	
UNICERA Ceramic, Bathroom and Kitchen Fair	1	8/3	12/3	32 769	32 769	531			9	208	23		0	T/P	73 281	8 012	461	15	5	
VIV TURKEY 2017 International Trade Fair For Poultry Technologies	1	6/7	8/7	9 771	9 771	2 355			36	352	98		117	T/P	10 570	2 615	409	15	1	
WIN Automation'17 24. International Industrial Automation Fair	1	16/3	19/3	11 595	11 595	647			28	676	27		357	T/P	72 143	4 765	397	15	21	
Win Cemat Eurasia'17 16. Materials Handling and Logistics Fair	1	16/3	19/3	3 898	3 898	30			11	97	1		36	T/P	72 143	4 765	397	15	26	
WIN Electrotech 18. Energy, Electric ve Electronic Technologies Fair	1	16/3	19/3	6 622	6 622	156			28	388	11		177	T/P	72 143	4 765	397	15	21	
WIN Hydraulic and Pneumatic'17 14. Fluid Power Technologies Fair	1	16/3	19/3	3 576	3 576	225			14	185	11		78	T/P	72 173	4 765	397	15	19	
WIN Metal Working'17	1	9/2	12/2	8 046	8 046	338			19	249	19		29	T/P	28 756	1 570	397	15	19	
WIN Surface Treatment'17 11. Surface Treatment Technologies Fair	1	9/2	12/2	575	575	0			19	42	0		28	T/P	28 756	1 570	397	15	19	
WIN Welding'17 16th Joining, Welding and Cutting Technologies Fair	1	9/2	12/2	2 124	2 124	0			19	94	0		54	T/P	28 756	1 570	397	15	19	
Wood Processing Machinery 2017 30th International Wood Processing Machines, Cutting Tools, Hand Tools Fair	1	14/10	18/10	23 629	23 629	137			23	315	11		160	T/P	74 889	8 968	682	15	12	
World Of Marriage 2017	1	3/2	5/2	3 552	3 552	20							0	T/P	37 600	200	630	15	25	
World Tourism Forum and Exhibition 2017	1	16/2	18/2	900	900	90			1	20	2		0	T/P	2 200	1 100	718	15	2	
Worldfood Istanbul 2017 25. International Food & Beverage, Food Ingredients And Food Processing Exhibition	1	7/9	10/9	10 102	10 102	1 161			29	354	112		0	T/P	13 198	2 082	217	15	2	
Izmir (TR)																				
12. Agroexpo Eurasia International Agricultural Greenhouse & Livestock Exhibition	1	19/1	22/1	32 041	32 041	320			15	356	19		160	T/P	78 325	3 918	619	15	1	
22nd Izmir Book Fair	1	22/4	30/4	6 607	6 607	0			1	310	0		1	T/P	444 341	0	803	15	3	
2nd Izmir University Preference Exhibition	1	20/7	21/7	1 000	1 000	0			0	59	0		0	T/P	17 425	0	236	15	8	
86. Izmir International Fair	1	18/8	27/8	18 597	18 597	1 852			25	413	97		12	T/P	1 247 748	123	466	15	27	
Akare Study Abroad Fairs	8x1	18/3	18/3	1 212	1 212	346			24	42	12		27	T/P	1 508	5	36	15	8	
Akare Study Abroad Fairs	8x1	19/10	19/10	1 212	1 212	346			25	48	37		11	T/P	2 039	4	36	15	8	
Expomen Agro Livestock, meat, dairy, agriculture machines equipments and technologies exhibition	1	12/4	15/4	3 620	3 620	0			0	116	0		0	T/P	26 864	0	245	15	1	
Expomen hunting, guns, sports and nature sports exhibition	1	5/10	8/10	2 200	2 200	0			0	37	0		0	T/P	12 750	0	245	15	3	
Gourmet Izmir -Olivtech 7th Olive, Olive Oil and Technology Fair"	1	26/4	29/4	26 600	26 600	102			1	322	1		4	T/P	10 800	544	466	15	2	
Gourmet Izmir-Ecology Izmir 8th Organic Products Fair"	1	26/4	29/4	2 324	2 324	12			3	95	1		2	T/P	9 377	490	466	15	2	
HPKON 2017	1	22/11	25/11	1 097	1 097	0			3	43	0		3	T/P	3 328	14	397	15	19	
IEFT Education Fairs Of Turkey	8x1	21/3	21/3	400	400	372			15	70	65		0	T/P	2 000	0	460	15	8	
IEFT Education Fairs Of Turkey	8x1	22/10	22/10	400	400	372			17	80	72		0	T/P	2 000	0	460	15	8	
If Wedding Fashion Izmir 11th International Wedding Dresses, Suits And Evening Gowns Fair"	1	7/2	10/2	19 040	19 040	1 053			9	227	20		0	T/P	23 048	4 428	466	15	25	
Izmir Pret Expo, 1st Fashion and Ready-to-Wear Fair	1	17/10	20/10	2 031	2 031	0			0	64	0		0	T/P	1 036	226	466	15	25	

(*) Please refer to each national definition given at the beginning of the report

2017 EVENTS BY CITY

	Interval Year	Opening date	Closing date	Space					Exhibitors					Visitors/Visits (*)			Organizer	Auditor	Industry sector
				Rented Space (sq.m)				from... countries	Exhibitors with their own stands		Represented firms		Admission for Trade/Public	Total					
				Total	Halls	Open air			Total	Foreign/International (*)	Total	Foreign/International (*)		Total	Foreign/International (*)				
				Total	Foreign/	Total	Foreign/												
Izmir (TR)																			
IZMOB 2017 Izmir Furniture Side Industry, Accessories, Forestry Products And Wood Technology Fair	1	8/4	12/4	888	888	0			4	26	0		3	T/P	9 670	21	800	15	12
IZWOOD 2017 Izmir Wood Processing Machines, Cutting Tools, Hand Tools Fair	1	8/4	12/4	6 679	6 679	0			6	78	0		31	T/P	9 670	73	800	15	12
Kent Expo 4. Urbanism and city demands fair	1	2/11	4/11	308	308	9			1	15	1		0	T/P	1 960	32	466	15	10
MAKTEK IZMIR 2017	1	4/10	7/10	16 583	16 583	50			0	418	4		199	T/P	32 173	1 137	800	15	19
Marble 23. International Natural Stone And Technology Fair"	1	22/3	25/3	52 529	52 529	3 040			30	1 109	83		213	T/P	50 218	8 965	466	15	19
MINEX 7th Mining, Natural Resources and Technology Fair"	1	18/10	21/10	10 230	10 230	89			28	322	5		180	T/P	7 113	1 519	466	15	19
Modeko 2017 28.Izmir Furniture Fair	1	1/3	5/3	22 136	22 136	240			5	214	4		2	T/P	16 245	615	234	15	12
PET Izmir Fair	1	23/3	26/3	1 057	1 057	0			0	34	0		0	T/P	12 254	1	770	15	12
PLAST PAK Plastic and packing Technologies Machinery and Equipment Fair	1	8/4	12/4	2 721	2 721	12			13	103	1		28	T/P	7 708	49	800	15	17
SHOEXPO Izmir	2x1	7/3	10/3	7 171	7 171	42			3	171	1		2	T/P	4 802	829	466	15	25
SHOEXPO Izmir 42. Footwear and Bags Fair	2x1	17/10	20/10	7 993	7 993	16			2	159	1		0	T/P	4 604	1 143	466	15	25
Study EXPO fairs	8x1	2/3	2/3	271	271	210			18	38	35		0	T/P	844	0	759	15	8
Study EXPO fairs	8x1	14/11	14/11	252	252	234			17	42	39		0	T/P	705	0	759	15	8
TESKON-SODEX 2017	1	19/4	22/4	1 761	1 761	20			1	96	1		40	T/P	6 676	20	399	15	5
Travel Turkey Izmir 11. Tourism Fair and Conference"	1	7/12	10/12	19 755	19 755	886			36	1 284	35		159	T/P	44 589	2 486	796,466	15	2
Jönköping (S)																			
Elmia Game Fair	2	25/5	27/5	5 444	4 949		495		15	193		2		P	18 618		247	14	3
Elmia Garden	1	4/10	5/10	4 911	4 911		0		10	155		11		T	2 694		247	14	3
Elmia Park	2	26/9	28/9	13 877	6 720		7 157		14	170		33		T	7 060		247	14	5
Elmia Scandinavian Horse Show	1	25/10	29/10	2 849	2 849		0		4	101		2		T/P	17 364		247	14	3
Elmia Underleverantör - Elmia Subcontractor	1	14/11	17/11	17 786	17 786		0		29	1 155				T	14 293		247	14	19
Elmia Wood	4	7/6	10/6	215 481	1 259		214 222		28	555		36		T	50 342		247	14	1
Jyväskylä (SF)																			
Hygge 2017	1	29/9	1/10	1 171	1 135		36		2	150		0		P	3 274		476	12	12
Infratech 2017	2	10/5	11/5	4 680	4 060		620		3	223		0		T	4 827		476	12	5
Joulumarkkinat	1	2/12	3/12	3 336	3 336		0		5	317		0		P	22 717		476	12	3
Jyväskylän Kädentaito-, Antikki- ja Hyvinvointimessut 2017	1	8/4	9/4	2 079	2 079		0		2	284		0		P	8 541		476	12	3
Jyväskylän Rakennusmessut 2017	1	10/3	12/3	5 025	5 025		0		3	243		42		P	16 623		476	12	5
Kirjamesut, Viini, Ruoka, ShowlinkPets 2017	1	25/3	26/3	1 864	1 864		0		3	184		34		P	10 221		476	12	3
Kuljetus 2017	2	18/5	20/5	31 370	11 028		20 342		3	168		222		T	15 331		476	12	26
Neste Oil Rally HQ 2017	1	27/7	30/7	7 715	399		7 316		5	34		0		T/P	60 353		476	12	16
Wood and Bioenergy 2017	2	6/9	8/9	4 597	4 597		0		8	138		240		T	5 133		476	12	9
Kahramanmaraş (TR)																			
3.Agriculture, Greenhouse, Livestock and Technology	1	28/9	1/10	3 948	3 948	0			7	123	0		18	T/P	16 325	37	227	15	1
3.Textile and Clothing Machinery, Side Industry and Accessories	1	6/4	8/4	4 872	4 872	928			16	189	35		86	T/P	7 973	34	227	15	25
Middle East Gold and Jewellery Fair/ 13th Çukurova Gold And Jewellery Fair	1	12/5	14/5	6 500	6 500	0			0	54	0		5	T/P	17 200	350	756	15	24
Karaman (TR)																			
2.Karaman Agriculture Stockbreeding and food fair	1	26/10	29/10	4 856	4 856	0			0	54			0	T/P	28 754	0	60	15	1
Karlsruhe (D)																			
LEARNTec - International Trade Fair and Convention	1	24/1	26/1	4 314	4 314	593	0		14	257	46			T	7 988	855	480	9	28
NUFAM - Trade fair for commercial vehicles	2	28/9	1/10	34 229	26 849	2 055	7 380	222	16	374	56	19	10	T/P	22 894	1 121	480	9	16,16
REHAB - Rehabilitation Therapy Care Inclusion	2	11/5	13/5	10 445	10 445	929	0		18	443	61	28	13	T/P	15 055	406	480	9	22
TIERisch gut - Pet fair	1	2/12	3/12	6 402	6 367	199	35		9	274	13			P	33 029		480	9	3
Kassel (D)																			
RO-KA-TECH - International Trade Fair for Pipe and Sewer technology	1	10/5	12/5	13 367	11 434	1 700	1 933	63	19	286	46			T	7 689	1 906	822	9	5,19
Kastamonu (TR)																			
Kastamonu Wood Fair	1	18/5	21/5	2 184	2 184	0			0	55	0		0	T/P	16 737	468	718	15	12

(*) Please refer to each national definition given at the beginning of the report

2017 EVENTS BY CITY

	Interval Year	Opening date	Closing date	Space						Exhibitors						Visitors/Visits (*)		Organizer	Auditor	Industry sector
				Rented Space (sq.m)				Exhibitors with their own stands		Represented firms		Admission for Trade/Public	Total							
				Total	Halls	Open air	Total	Foreign/	from... countries	Total	Foreign/		Total	Foreign/						
	Total	Foreign/	Total	Foreign/	International (*)	International (*)	International (*)	International (*)	International (*)	International (*)	International (*)									
Katowice (PL)																				
International Fair of Mining, Power Industry and Metallurgy	2	29/8	1/9	9 146	4 406	1 963	4 740	3 625	20	242	84	n.a.	n.a.	T	12 968	n.a.	642	4	19	
Kayseri (TR)																				
K.MOB 2017 Kayseri 7th Furniture Fair	1	19/4	23/4	6 512	6 512	0			0	73	0		0	T/P	55 830	219	798	15	12	
Kayseri Agricultural Fair 2017	1	9/3	12/3	20 000	20 000	372			5	247	0		14	T/P	350 000	221	91	15	1	
Kazan (RU)																				
Agrocomplex: Interagro. Animed. Farmer of the Volga Region	1	15/2	17/2	4 403	2 157	79	2 246	10	7	246	8	19	0	T/P	8 690	0	481	13	1	
Art Gallery. Kazan	1	2/11	6/11	775	775	29	0	0	3	179	2	0	0	T	12 819	0	481		3	
DorTransExpo	1	4/10	6/10	552	224	6	328	0	2	33	1	4	0	T	3 865	0	481		26	
Energy. Resource-Saving	1	14/3	16/3	1 864	1 813	241	51	0	11	114	13	22	0	T/P	7 950	0	481	13	9	
Fashion & Style. Kazan-Autumn	1	15/11	19/11	782	738	458	44	0	3	121	49	4	4	T	17 946	0	481		25	
Furniture technologies and equipment. Kazan	1	12/9	15/9	81	81	0	0	0	1	5	0	0	0	T	truction Forum		481		12	
JewelryExpo. Kazan	1	14/6	18/6	1 046	1 042	2	4	0	2	150	1	2		T	6 484	0	481		24	
Mechanical Engineering. Metalworking. Kazan	1	6/12	8/12	1 257	1 257	158	0	0	8	151	22	0	0	T/P	7 186	15	481		19	
Oil, Gas. Petrochemistry	1	6/9	8/9	2 367	2 191	77	176	0	6	176	16	5	0	T	8 467	467	481		9	
VolgaStroyExpo	1	25/4	28/4	1 181	782	0	399	0	1	124	0	10	0	T/P	5 445	1	481		5	
Kempten (D)																				
Allgäuer Festwoche - Rural tradition Exhibition	1	12/8	20/8	10 077	6 297	194	3 780	81	6	368	14			P	105 621		482	9	27	
Kielce (PL)																				
3D PRINTING	1	28/3	30/3	1 160	1 160	9	0	0	2	80	1			T	STOM TOOL		484	4	11	
HEALTH & BEAUTY	1	7/4	9/4	302	302	9	0	0	3	30	2			P	incl. in DOM		484	4	14	
AGROTECH	1	17/3	19/3	42 222	33 332	2 770	8 890	104	20	618	46	n.a.	n.a.	T/P	71 250	n.a.	484	4	1	
AGROTRAVEL	1	7/4	9/4	891	891	15	0	0	3	75	2			P	incl. in DOM		484	4	6	
AtoPsoriaDerm	1	1/7	1/7	159	159	0	0	0	1	28	0	n.a.	n.a.	P	328	n.a.	484	4	22	
AUTOSTRADA-POLSKA, TRAFFIC-EXPO - TIL, ROTRA, EUROPARKING	1	9/5	11/5	22 854	4 568	629	18 286	1 029	21	267	52	n.a.	n.a.	T/P	12 452	n.a.	484	4	5	
CAREER	1	4/4	4/4	188	188	0	0	0	1	37	0	n.a.	n.a.	P	2 676	n.a.	484	4	8	
CONTROL-STOM	1	28/3	30/3	703	703	36	0	0	7	34	7			T	STOM TOOL		484	4	19	
DENTOPOLIS	1	19/5	21/5	318	318	0	0	0	1	61	0	n.a.	n.a.	T/P	1 000	n.a.	484	4	22	
DOG SHOW, ZOO SALON	1	24/11	26/11	10 111	10 111	109	0	0	8	75	9	n.a.	n.a.	T/P	8 985	n.a.	484	4	3	
DOM	1	7/4	9/4	5 970	4 788	31	1 182	0	2	230	2	n.a.	n.a.	T/P	17 949	n.a.	484	4	5	
DUB IT!, TUNING & MOTORSPORT SHOW	1	1/7	2/7	2 812	1 712	20	1 100	0	1	39	1	n.a.	n.a.	T/P	6 903	n.a.	484	4	16	
ECOTIME	1	8/4	9/4	593	593	11	0	0	2	94	2			T/P	incl. in DOM		484	4	3	
EDUCATION, SCHOOL & TEACHING	1	22/3	23/3	400	400	0	0	0	1	57	0	n.a.	n.a.	T/P	1 800	n.a.	484	4	8	
KIELCE IFRE EXPO	2	8/6	10/6	6 193	2 317	193	3 876	617	10	148	30	n.a.	n.a.	T/P	5 772	n.a.	484	4	7	
EKOTECH	1	1/3	2/3	1 718	944	110	774	0	4	50	6	n.a.	n.a.	T/P	4 682	n.a.	484	4	10	
EMPLOYMENT FAIR	1	12/4	12/4	682	682	39	0	0	4	102	6	n.a.	n.a.	T/P	2 202	n.a.	484	4	8	
ENEX, ENEX-NOWA ENERGIA	1	1/3	2/3	1 381	1 330	18	51	0	2	94	1			T	in EKOTECH		484	4	18	
EXPO GAS	2	26/4	27/4	2 638	2 607	736	31	0	12	112	39	n.a.	n.a.	T	2 752	n.a.	484	4	9	
EXPOSITIO	1	12/6	14/6	247	247	52	0	0	3	26	5			T	SACROEXPO		484	4	4	
EXPO-SURFACE	1	28/3	30/3	1 091	1 091	82	0	0	11	96	24			T	STOM TOOL		484	4	19	
FIT-WEEKEND	1	21/4	23/4	745	739	0	6	0	3	36	0	n.a.	n.a.	T/P	5 250	n.a.	484	4	3	
FUTURE PRIVATE LABELS	1	25/10	26/10	825	825	155	0	0	6	68	13	n.a.	n.a.	T	642	n.a.	484	4	4	
GameON	1	17/6	18/6	320	320	0	0	0	1	16	0	n.a.	n.a.	P	3 834	n.a.	484	4	21	
GARDEN&YOU	1	7/4	9/4	1 531	200	0	1 331	0	1	70	0			P	incl. in DOM		484	4	21	
HANDMADE	1	2/12	3/12	316	316	7	0	0	3	77	2	n.a.	n.a.	P	4 041	n.a.	484	4	3	
HORTI TECH	1	21/11	22/11	2 696	2 596	24	100	0	4	81	3	n.a.	n.a.	T/P	2 605	n.a.	484	4	13	
KIDS' TIME	1	23/2	25/2	16 292	16 292	3 509	0	0	18	474	80	n.a.	n.a.	T	6 900	n.a.	484	4	26	
KIELCE BIKE - EXPO	1	21/9	23/9	11 180	11 172	2 005	8	0	13	247	75	n.a.	n.a.	T/P	8 588	n.a.	484	4	1	
KIELCE WORK SAFETY EXPO	1	8/6	10/6	297	232	0	65	0	3	21	0			T/P	incl. in IFRE		484	4	4	
LAS-EXPO	1	17/3	19/3	2 632	824	4	1 808	126	3	56	4			T/P	nAGROTECH		484	4	13	
LIGHT AIRCRAFT	1	7/10	8/10	1 593	1 593	43	0	0	6	49	6	n.a.	n.a.	T/P	2 137	n.a.	484	4	3	
LOGISTYKA	1	5/9	8/9	1 270	1 004	49	266	0	15	78	34			T	incl. in MSPO		484	4	3	
MSPO	1	5/9	8/9	26 229	15 441	4 442	10 788	3 175	28	540	276	n.a.	n.a.	T	35 176	n.a.	484	4	1	
NECROEXPO	2	2/6	4/6	2 676	2 676	822	0	0	11	112	22	n.a.	n.a.	T	1 976	n.a.	484	4	20	

(*) Please refer to each national definition given at the beginning of the report

2017 EVENTS BY CITY

	Interval/Year	Opening date	Closing date	Space						Exhibitors						Visitors/Visits (*)		Organizer	Auditor	Industry sector
				Rented Space (sq.m)						Exhibitors with their own stands		Represented firms		Admission for Trade/Public	Total					
				Total	Halls		Open air		from... countries	Total	Foreign/International (*)	Total	Foreign/International (*)		Total	Foreign/International (*)				
				Total	Foreign/	Total	Foreign/													
Kielce (PL)																				
				136	136	9	0	0	2	17	1	n.a.	n.a.	T	430	n.a.	484	4	26	
NEW EDUCATION TECHNOLOGIES	1	23/11	24/11																	
PIGEON DECEMBER	1	9/12	10/12	5 366	5 366	31	0	0	4	342	3	n.a.	n.a.	T/P	3 632	n.a.	484	4	19	
PLASTPOL	1	17/5	20/5	16 616	16 502	3 790	114	18	36	808	459	n.a.	n.a.	T	18 988	n.a.	484	4	7	
PNEUMATICON	1	28/3	30/3	388	388	0	0	0	3	29	2			T	STOM TOOL		484	4	8	
PSB	1	8/3	9/3	10 021	9 795	1 815	226	124	4	378	58	n.a.	n.a.	T	1 624	n.a.	484	4	3	
R & R	1	14/10	14/10	1 355	1 355	0	0	0	1	58	0	n.a.	n.a.	T	700	n.a.	484	4	3	
SACROEXPO	1	12/6	14/6	4 715	4 639	537	76	0	13	276	35	n.a.	n.a.	T	4 126	n.a.	484	4	17	
STOM -TOOL, STOM-BLECH&CUTTING, STOM-LASER, WIRTOPROCESY	1	28/3	30/3	8 881	8 881	2 745	0	0	33	531	357	n.a.	n.a.	T	12 457	n.a.	484	4	19	
VENUS	1	2/12	3/12	667	667	0	0	0	1	73	0	n.a.	n.a.	P	4 041	250	484	4	5	
WELDING	1	28/3	30/3	701	701	74	0	0	4	70	37			T	STOM TOOL		484	4	26	
Kiev (UA)																				
AgroComplex	2	31/10	2/11	8 969	7 511	1 576	1 458	0	15	251	47	n.a.	n.a.	T	13 561	93	486	3	1	
BEZPEKA 2017	1	17/10	20/10	2 302	2 286	40	16	0	3	128	3	n.a.	n.a.	T	6 199	n.a.	266	3	7	
Building, Architecture, Real Estate	1	5/10	7/10	2 210	1 987	45	223	0	4	154	3	n.a.	n.a.	T	7 524	32	486	3	5	
Design Living Tendencies (DLT) / Furniture Technologies, Components, Textiles	1	27/9	30/9	6 338	6 319	1 267	19	0	5	289	29	n.a.	n.a.	T/P	15 445	74	486	3	12	
elcom Ukraine 2017	1	11/4	14/4	4 078	3 961	865	117	0	12	209	45	n.a.	n.a.	T	8 922	n.a.	266	3	19	
Food Expo / Bakery and Confectionery Industry	1	1/3	3/3	1 581	1 581	505	0	0	4	65	4	n.a.	n.a.	T	6 685	54	486	3	2	
FRANCHISING 2017	1	21/2	23/2	621	621	19	0	0	3	57	2	n.a.	n.a.	T	6 330	n.a.	266	3	4	
Grain Tech Expo / Agro Animal Show / Fruit.Vegetables.Logistics	1	15/2	17/2	14 850	13 252	3 223	1 598	0	27	492	172	n.a.	n.a.	T	16 935	125	486	3	1	
INDUSTRIAL COLD 2017	1	21/2	23/2	484	484	9	0	0	2	36	1			T	In Franchise		266	3	19	
InterBuildExpo	1	29/3	1/4	12 747	11 661	1 146	1 086	30	13	582	37	n.a.	n.a.	T	24 076	135	486	3	5	
InterCHARM-Ukraine	1	20/9	22/9	10 083	10 041	800	42	0	13	583	64	10	1	T/P	33 040	330	486	13	14	
Intern. Forum of Restaurant, Hotel Business and Cleaning	1	8/11	10/11	4 858	4 846	842	12	0	11	212	17	n.a.	n.a.	T	8 890	0	648	3	2	
Jeweller Expo Christmas	1	15/12	17/12	625	625	0	0	0	1	77	0	n.a.	n.a.	T/P	4 924	0	486	3	24	
Jeweller Expo Ukraine (Autumn)	1	16/11	19/11	3 380	3 376	20	4	0	3	176	3	n.a.	n.a.	T/P	20 329	85	486	3	24	
Jeweller Expo Ukraine (Spring)	1	25/5	28/5	3 142	3 140	32	2	0	4	161	5	n.a.	n.a.	T/P	17 325	69	486	3	24	
Kiev International Furniture Forum (KIFF) / MTKT Innovation	1	15/3	18/3	9 979	9 969	1 880	10	0	10	328	32	n.a.	n.a.	T/P	22 381	157	486	3	12	
Kyiv Fashion (Autumn)	1	6/9	8/9	6 066	6 066	633	0	0	11	297	29	n.a.	n.a.	T	9 785	65	486	3	25	
Kyiv Fashion (Spring)	1	8/2	10/2	4 330	4 330	286	0	0	8	252	14	n.a.	n.a.	T	7 926	23	486	3	25	
Pack Fair / FoodTechMash	1	1/3	3/3	1 354	1 354	216	0	0	8	108	11			T	Food/Bakery		486	3	11	
Kirkkale (TR)																				
2.Kirkkale Agriculture, stockbreeding and agro technology fair	1	4/5	7/5	5 586	5 586	0			0	73	0			T/P	9 275	0	60	15	1	
Kirklareli (TR)																				
12. Thrace Tarimtech 2017	1	20/9	24/9	10 704	10 704	0			0	81	0			T/P	85 300	0	685	15	1	
6. Thrace Agriculture Fair, Livestock, Dairy Products and Seed	1	24/5	28/5	11 981	11 981	0			0	59	0			T/P	84 787	0	685	15	1	
7. Thrace Autoshow	1	26/4	30/4	3 001	3 001	0			0	21	0			T/P	40 175	0	685	15	16	
Kirsehir (TR)																				
4. Kirsehir Agriculture and livestock expo	1	16/8	18/8	5 800	5 800	0							10	T/P	17 555	0	198	15	1	
KLAGENFURT (AT)																				
Häusbauermesse	1	10/2	12/2	13 108	11 685	755	1 423	0	6	405	42	14	7	P	23 002	230	487	1	5	
Kocaeli (TR)																				
East Marmara Real Estate Fair	1	27/4	30/4	2 455	2 455	0			0	33	0			T/P	42 064	9	798	15	15	
Hajj and Umrah Islamiam Tourism Exhibition	1	30/3	2/4	2 572	2 572	0			0	30	0			T/P	7 321	0	655	15	2	
IDEV 2017 3rd East Marmara Ideal Home, Wedding and Housing Fair	1	27/4	30/4	3 453	3 453	0			0	74	0			T/P	42 064	0	798	15	21	
Mosque Construction Equipment exhibition	1	30/3	2/4	5 784	5 784	0			0	81	0			T/P	5 635	78	655	15	5	
SANTEK 2017 4th Eastern Marmara Industry and Technology Fair	1	2/11	5/11	5 673	5 673	0			0	128	0		20	T/P	30 428	124	798	15	21	

(*) Please refer to each national definition given at the beginning of the report

2017 EVENTS BY CITY

	Interval/Year	Opening date	Closing date	Space					Exhibitors				Visitors/Visits (*)		Organizer	Auditor	Industry sector			
				Rented Space (sq.m)					Exhibitors with their own stands		Represented firms		Admission for Trade/Public	Total						
				Total	Halls		Open air		from... countries	Total	Foreign/International (*)	Total		Foreign/International (*)					Total	Foreign/International (*)
	Total	Foreign/	Total	Foreign/																
Köln (D)																				
ufi	Anuga - The leading trade fair for the global food industry	2	7/10	11/10	154 479	154 479	126 594	0	107	7 405	6 689		T	165 008	122 105	489	9	2		
ufi	aquanale/FSB - aquanale - International Trade Fair for Sauna.Pool.Ambience. FSB - International Trade Fair for Amenity Areas, Sports and Pool Facilities	2	7/11	10/11	36 691	36 691	24 352	0	47	880	612		T	26 573	16 475	489	9	4,10,14		
	Asia-Pacific Sourcing - Products for Home and Garden from Far East	2	7/3	9/3	8 670	8 670	8 514	0	13	642	635		T	7 491	3 427	489	9	3,13		
	dmexco - Digital Marketing Exposition & Conference	1	13/9	14/9	34 774	34 749	10 989	25	39	1 062	393		T	41 504	13 074	489	9	4		
	Eu'Vend & coffeena - International Vending and Coffee Fair	2	4/5	6/5	4 554	4 554	1 261	0	22	188	71		T	4 433	1 510	489	9	2		
ufi	FIBO - The Leading International Trade Show for Fitness, Wellness and Health	1	6/4	9/4	65 691	65 691	32 478	0	49	1 086	621		T/P	150 003	35 433	675	9	3,22		
ufi	h+h cologne - International Trade Fair for Creative Handicraft + Hobby Supplies	1	31/3	2/4	14 948	14 948	8 406	0	42	415	296		T	15 993	6 060	489	9	25		
ufi	IDS - International Dental Show	2	21/3	25/3	82 235	82 235	42 104	0	58	2 236	1 612	65	44	T	155 132	86 685	489	9	22	
ufi	imm cologne - The international interiors show / LivingInteriors	1	16/1	22/1	158 763	158 763	92 690	0	51	1 339	904	22	11	T	148 101	46 735	489	9	12	
ufi	interzum - Furniture Production Interiors	2	16/5	19/5	94 228	94 228	66 232	0	59	1 728	1 361		T	68 782	50 377	489	9	12		
ufi	ISM - Trade fair for sweets and snacks	1	29/1	1/2	46 713	46 713	35 284	0	67	1 617	1 391	21	11	T	38 500	23 870	489	9	2	
ufi	Kind + Jugend - The Trade Show for Kids' First Years	1	14/9	17/9	56 755	56 755	41 177	0	49	1 209	1 049		T	22 270	16 117	489	9	25		
	ProSweets Cologne - The international supplier fair for the sweets and snacks industry	1	29/1	1/2	4 621	4 621	2 809	0	36	209	136	1	1	T	17 185	10 992	489	9	2	
	spoga horse (Frühjahr/spring) - International Trade Fair for Equestrian Sports	1	5/2	7/2	7 044	7 044	3 712	0	24	175	117	9	4	T	3 509	1 712	489	9	3	
ufi	spoga+gafa/spoga horse (Herbst/autumn) - The garden trade fair, Cologne/International Trade Fair for Equestrian Sports	1	3/9	5/9	108 777	107 486	82 074	1 291	1 059	59	2 132	1 791		T	37 638	23 166	489	9	3	
Konya (TR)																				
	Ereğli Agriculture and Livestock Fair	1	23/8	26/8	1 400	1 400	0		0	80	0		0	T/P	5 000	0	699	15	1	
	Iskon 2017 - Konya 12 Handling, Storage, Transport, Crane And Logistics Fair	1	27/4	30/4	1 795	1 795	0		1	32	0		2	T/P	48 615	286	802	15	26	
	Konelex 2017 - Konya 12.Electric, Electronic, Electromechanic, Energy Generation, Automation Fair	1	27/4	30/4	1 580	1 580	0		7	37	0		3	T/P	48 615	286	802	15	21	
	Konmak 2017 Konya 14.Metal Processing Machines, Welding, Drilling, Cutting Technologies, Materials And Hand Tools Fair	1	27/4	30/4	10 521	10 521	27		20	153	1		43	T/P	48 615	286	802	15	19	
	Konya 14. Construction Fair	1	11/5	14/5	2 802	2 802	0		4	56	0		2	T/P	34 416	81	802	15	5	
	Konya 3rd Sheet Metal Processing Technologies Fair	1	27/4	30/4	2 443	2 443	0		6	24	0		2	T/P	48 615	286	802	15	19	
	Konya 6th Irrigation Technology and Plant Nutrition Fair	1	7/9	10/9	864	864	0		0	23	0		0	T/P	21 647	78	802	15	1	
	Konya 7. Furniture, Decoration and Ideal Home 2017	1	11/5	14/5	1 119	1 119	0		0	26	0		0	T/P	34 416	81	802	15	12	
	Konya Agriculture 2017 15th Agriculture, Agricultural Mechanization and Field Technologies Fair	1	21/3	25/3	46 100	46 100	102		12	364	8		28	T/P	304 527	2 184	802	15	1	
	Konya Housing, office, land, investment and marketing fair	1	11/5	14/5	3 058	3 058	0		0	56	0		0	T/P	34 416	81	802	15	15	
	Konya Seed 2017 6th Seed Technologies end Equipment Fair	1	7/9	10/9	1 802	1 802	15		8	34	1		5	T/P	21 647	78	802	15	1	
	Konya Stock Breeding 2017 5th Stock Breeding, Stock Breed Production Technology, Feed Industry Fair	1	7/9	10/9	1 746	1 746	0		0	36	0		0	T/P	21 647	78	802	15	1	
	Konya Urban 2017 - 13..Municipal Necessities, Urban Furnishing, Landscaping, Fire Engines and Fire Safety Fair	1	11/5	14/5	2 311	2 311	0		0	46	0		0	T/P	34 416	81	802	15	10	

(*) Please refer to each national definition given at the beginning of the report

2017 EVENTS BY CITY

	Interval Year	Opening date	Closing date	Space					Exhibitors					Visitors/Visits (*)		Organizer	Auditor	Industry sector	
				Rented Space (sq.m)					Exhibitors with their own stands		Represented firms		Admission for Trade/Public	Total					
				Total	Halls	Foreign/	Open air	Foreign/	from... countries	Total	Foreign/ International (*)	Total		Foreign/ International (*)	Total				Foreign/ International (*)
Kortrijk (BE)																			
A@W Kortrijk	2	27/4	28/4	3 969	2 511	1 458	0		12	324	119			T	5 674	142	491		5,12
Bedrijvencontactdagen	2	6/12	7/12	8 351	8 258	93	0		2	577	5			T	15 911	223	491		4
Bouwexpo	1	11/11	13/11	4 188	4 120	68	0		3	161	3			P	8 407	0	491		5
Chef	2	2/10	3/10	2 980	2 920	60	0		3	80	5			T	2 304	113	491		2
Dancefair	1	4/11	5/11	507	407	100	0		2	23	5			P	1 500	68	491		3
Dentist at Work	2	16/11	17/11	1 225	833	392	0		6	81	32			T	794	60	491		22
DIY, Home & Garden	2	1/10	3/10	7 445	6 070	1 375	0		8	151	43			T	3 818	363	491		4
E-Commerce Xpo	1	6/11	7/11	1 048	829	219	0		7	129	32			T	2 204	88	491		4
Fugare	1	25/2	26/2	1 971	1 509	462	0		15	125	64			P	8 032	2 615	491		3
Hengel Expo	2	25/11	26/11	3 526	2 290	1 236	0		8	65	31			P	12 483	874	491		3
Infopol/Xpo 112	2	25/4	27/4	5 377	4 477	900	0		10	179	41			T	4 142	402	491		7
Just Beer	1	11/11	12/11	1 000	888	112	0		7	74	15			P	3 610	215	491		3
MATEXPO 2019	2	11/9	15/9	72 752	20 693	3 866	52 060	4 913	9	356	81	366	82	T	41 414	>3000	536		5
Prototyping	1	8/11	9/11	992	760	233	0		4	78	19			T	2 494	197	491		19
Skywonder	1	25/3	26/3	2 480	2 160	320	0		3	54	8			T	3 200	56	491		20
The Hair Project	2	12/3	13/3	2 577	1 770	807	0		9	92	39			T	13 047	1 305	491		14
Tools4Schools	1	5/4	5/4	1 683	1 464	219	0		3	131	22			T	2 370	0	491		8
Tuinxpo	1	10/3	12/3	3 484	3 422	62	0		3	81	3			P	16 500	261	491		3
Utility2Build	1	27/9	28/9	2 980	2 969	11	0		3	53	3			T	531	38	491		5
Velofolies	1	20/1	22/1	16 945	9 945	7 000	0		14	314	145			P	36 819	3 815	491		3
Krakow (PL)																			
4Insulation / EFE	2	11/11	12/11	666	666	279	0	0	6	45	15	n.a.	n.a.	T	1 115	45	768	4	19
Book Fair	1	26/10	29/10	4 067	4 067	172	0	0	23	678	106	n.a.	n.a.	T/P	66 546	n.a.	768	4	8
Education	1	23/3	25/3	7 114	7 114	108	0	0	6	200	5			P		free	768	4	8
ENOEXPO	1	15/11	17/11	914	914	452	0	0	17	147	73			T/P		incl. in Horeca	768	4	2
EUROBIOTECH	2	11/9	14/9	181	181	28	0	0	5	62	13	n.a.	n.a.	T	372	65	768	4	22
EUROTOOL/BLACH-TECH	2	28/10	30/10	2 135	2 135	622	0	0	14	175	64	n.a.	n.a.	T	10 658	110	768	4	19
FASTENER POLAND	1	28/10	30/10	1 020	1 020	694	0	0	16	95	68			T		incl. in Eurotool	768	4	19
GASTROFOOD/HORECA	1	15/11	17/11	2 402	2 375	214	27	0	11	198	29	n.a.	n.a.	T	14 993	184	768	4	2
Historic Books	5	12/10	14/10	97	97	0	0	0	1	30	0	n.a.	n.a.	T	200	0	768	4	8
KOMPOZYT-EXPO	1	12/11	13/11	1 968	1 966	576	2	0	17	167	77	n.a.	n.a.	T	3 152	148	768	4	17
Krakdent	1	9/3	11/3	5 920	5 920	739	0	0	26	410	113	n.a.	n.a.	T	15 554	n.a.	768	4	22
Mobile-IT	1	22/2	23/2	428	428	0	0	0	8	53	10	n.a.	n.a.	T/P	1 281	n.a.	768	4	21
Moto Show	1	20/5	21/5	6 028	5 449	812	579	0	4	161	22	n.a.	n.a.	P	14 086	n.a.	768	4	16
Seniors Fair	1	6/10	7/10	444	444	4	0	0	2	73	1	n.a.	n.a.	P	1 159	0	768	4	3
SyMAS/Maintenance	1	18/10	19/10	2 674	2 433	680	241	0	14	195	59	n.a.	n.a.	T	2 394	54	768	4	19
Krasnodar (RU)																			
YUGAGRO	1	28/11	1/12	35 622	20 743	8 073	14 879	2 001	35	679	235	49	5	T/P	16 990	680	492	13	1
Kütahya (TR)																			
KÜTAF 17	1	19/4	23/4	6 902	6 902	0			0	120	0		0	T/P	75 604	0	353	15	1
Kütahya 2. Building, Decoration, Construction Materials, Furniture and Heating Cooling Technology Fair	1	11/5	14/5	1 650	1 650	0			0	42	0		0	T/P	6 470	0	353	15	5
Kütahya 43. Traditional Hand Art and General Trade Fair	1	14/7	28/7	980	980	0			0	53	0		0	T/P	110 000	0	353	15	27
LA GRANDE MOTTE (F)																			
FRANCE CE LA GRANDE MOTTE	1	27/4	27/4	380	380	0	0	0	0	61	0			T	422	0	168	8	4
LA ROCHE SUR YON (F)																			
IMMOBILIER - VENDEE	1	4/3	5/3	792	792	0	0	0		61				P	3 350	0	400	7	15
LA ROCHELLE (F)																			
ANTIQUAIRES - LA ROCHELLE	1	10/11	12/11	2 085	2 085	36	0	0	2	117	2			P	6 341	0	170	8	3
ATLANTICA - LA ROCHELLE	1	3/10	5/10	18 265	12 359	535	5 906	110	7	451	19			T	7 307	156	310	8	3
CHOCOLAT & SAVEURS DU MONDE - LA ROCHELLE	1	1/12	3/12	312	312	0	0	0		32				P	5 875	0	170	8	2
COMPTOIR PRO - LA ROCHELLE	1	12/3	14/3	1 004	1 004	0	0	0	0	66	0			T	1 349	0	141	8	2
DECORATION - LA ROCHELLE	1	20/10	23/10	2 472	2 472	0	0	0		130				P	11 016	0	494	7	13

(*) Please refer to each national definition given at the beginning of the report

2017 EVENTS BY CITY

	Interval Year	Opening date	Closing date	Space						Exhibitors						Visitors/Visits (*)		Organizer	Auditor	Industry sector	
				Rented Space (sq.m)						Exhibitors with their own stands			Represented firms			Admission for Trade/Public	Total				
				Total	Halls		Open air		from... countries	Total	Foreign/ International (*)	Total	Foreign/ International (*)	Total	Foreign/ International (*)						
	Total	Foreign/	Total	Foreign/																	
LA ROCHELLE (F)																					
FOIRE EXPOSITION - LA ROCHELLE	1	1/9	10/9	27 374	8 955	117	18 419	90	5	362	11			P	46 462	0	170	8	27		
GASTRONOMIE - LA ROCHELLE	1	10/11	12/11	939	939	0	0	0		84				P	8 270	0	170	8	2		
IMMOBILIER, EPARGNE ET PATRIMOINE - LA ROCHELLE	1	3/2	5/2	1 215	1 215	0	0	0		88				P	3 053	0	494	7	15		
JOURNÉE MONDIALE DU DIABETE - LA ROCHELLE	1	14/11	14/11	78	78	0	0	0		13				P	290	0	686	7	22		
MARATHON DE LA ROCHELLE	1	24/11	25/11	354	354	6	0	0	1		1			P	18 259	0	81	8	3		
RESPIRE LA VIE - LA ROCHELLE	1	31/3	2/4	1 211	1 211	40	0	0		137	4			P	9 882	0	751	7	2		
SALON HABITAT - LA ROCHELLE	1	17/2	19/2	2 368	2 368	0	0	0		146				P	8 801	0	494	7	13		
LA ROCHE-SUR-FORON (F)																					
EQUID - LA ROCHE SUR FORON	1	29/9	1/10	2 153	2 122	364	31	0	4	99	11			P	12 942	0	80	8	1		
FOIRE INTERNATIONALE HAUTE SAVOIE MONT-BLANC - ROCHE SUR FORON	1	28/4	8/5	24 842	14 335	612	10 507	147	9	528	25			P	86 339	0	80	8	27		
MIEUX VIVRE EXPO	1	1/11	5/11	9 519	8 439	240	1 080	0	3	349	11			P	27 564	0	80	8	13		
NATURELLIA	1	24/11	26/11	848	848	66	0	0	3	93	6			P	4 403	0	80	8	27		
Lahñi (SF)																					
Caravan 2017	1	15/9	17/9	11 810	11 660		150		6	80		35		P	16 881		497	12	6		
Kátevá & Tekevá	1	4/11	5/11	2 393	2 361		32		3	190		55		T	7 903		497	12	3		
Plastics & Packaging 2017	3	20/4	21/4	1 062	1 062		0		4	50		20		T	2 060		497	12	11		
Raksa 2017	1	17/3	19/3	5 000	4 861		139		4	267		42		T/P	15 019		497	12	4		
L'AIGLE (F)																					
ANTIQUITÉ ET BROCANTE - L'AIGLE	1	15/4	17/4	804	804	21	0	0	1	51	1			P	1 486	0	195	7	3		
LAS PALMAS DE GRAN CANARIA (E)																					
FERIA INTERNACIONAL CANAGUA & ENERGIA	1	5/10	8/10	1 908	1 487	20	15	0	2	64	1	0	0	T/P	3 301	18	436	11	9,1		
FERIA INTERNACIONAL DEL ATLANTICO	1	23/11	26/11	1 915	1 477	30	0	0	2	54	1	0	0	T/P	3 038	31	436	11	6		
FIMAR, FERIA INTERNACIONAL DEL MAR	1	12/5	14/5	1 196	0	0	1 071	0	1	74	0	0	0	P	40 391	0	94 436	11	3,1		
FISALDO, FERIA DE LOS SALDOS Y LAS OPORTUNIDADES	1	31/5	4/6	3 397	3 274	0	0	0	1	58	0	0	0	P	25 195	0	436	11	25		
GRAN CANARIA ME GUSTA	1	21/4	23/4	2 873	1 278	0	72	0	1	73	0	0	0	P	9 180	0	436	11	27		
PLANETA GRAN CANARIA, FERIA DE LA INFANCIA Y LA JUVENTUD	1	26/12	4/1	10 566	6 700	0	3 866	0	1	6	0	0	0	P	35 733	0	436	11	3		
SALÓN DEL VEHICULO ELÉCTRICO, MOVELEC	1	7/7	8/7	490	370	0	0	0	1	13	0	0	0	P	840	0	436	11	16		
Lausanne (CH)																					
Baby & Kid Planet	1	6/10	8/10	5 400						90				P	8 075		40		3		
Bourse internationale aux Armes	1	1/12	3/12	5 241						99				P	7 000		127		3		
Comptoir Suisse	1	15/9	24/9	10 130					14	366	43			P	108 000		539		27		
Dog'n'Cat Swiss Festival	1	27/10	29/10	5 440						27				P	2 000		444		3		
Foire aux Vinyles	1	5/10	5/10	1 000	1 000					15				T/P	300		634		5		
Habitat - Jardin	1	4/3	12/3	22 030	20 931	1 894	1 099	0	5	473	29			T/P	80 279		633		3,5,9,12,15		
Ilimac Lausanne	1	3/10	4/10	4 000						140				T	3 100		539		17		
International Gaming Show	1	24/11	26/11	6 200						26				P	3 700		384		13		
Japan Impact	1	18/2	19/2	6 696						40				P	7 500		83		3		
Junior Days	1	1/4	2/4	2 166	2 166					30				T/P	2 000		840		3		
Lausanne Art Fair	1	5/5	7/5	5 400						54				P	15 000		62		3		
Man's World	1	31/8	3/9	2 166						50				P	2 000		528		3		
Mednat	1	22/3	25/3	10 500					2	252	33			P	16 000		539		27		
Puces du Design	1	4/5	8/5	5 000						80				P	10 000		84		3		
Salon des Métiers et de la Formation Lausanne	1	27/11	2/12	10 500					1	100				P	30 000		539		7		
Salon du Mariage et des Amoureux	1	20/1	22/1	5 400						133				P	1 800		384		3		
Salon du vélo et de la mobilité durable	1	31/3	2/4	3 050	3 050					30				T/P	6 700		645		10		
SWISS EXPO	1	12/1	15/1	31 000						129				T/P	11 033		86		1		
World of Fitness	1	9/12	10/12	3 550	3 550					25				T/P	200		384		3		
LE HAVRE (F)																					
FOIRE EXPOSITION - LE HAVRE	1	11/11	19/11	3 320	3 276	0	44	0		153				P	19 667	0	609	8	27		
HABITAT & DECORATION - LE HAVRE	1	17/2	20/2	1 257	1 257	0	0	0		79				P	5 157	0	609	8	13		
VINS ET GASTRONOMIE - LE HAVRE	1	25/2	27/2	1 225	1 225	0	0	0		122				P	11 543	0	371	8	2		

(*) Please refer to each national definition given at the beginning of the report

2017 EVENTS BY CITY

	Interval Year	Opening date	Closing date	Space					Exhibitors					Visitors/Visits (*)			Organizer	Auditor	Industry sector		
				Rented Space (sq.m)					Exhibitors with their own stands		Represented firms			Admission for Trade/Public	Total						
				Total	Total	Foreign/	Total	Foreign/	from... countries	Total	Foreign/ International (*)	Total	Foreign/ International (*)		Total	Foreign/ International (*)					
LE MANS (F)																					
AUTO MOTO RETRO - LE MANS	1	1/4	2/4	4 246	4 246	0	0	0		150				P	10 765	0	501	7	3		
BELLE BROCANTE - LE MANS	1	7/1	8/1	1 155	1 155	0	0	0		72				P	2 690	0	621	7	3		
FOIRE DU MANS "LES QUATRE JOURS" - LE MANS	1	14/9	18/9	49 133	49 133	63	0	0		525	4			P	90 217	0	501	7	27		
FRANCE CE LE MANS	1	19/10	19/10	344	344	0	0	0	0	69	0			T	294	0	168	8	4		
HABITAT - LE MANS	1	24/3	26/3	3 828	3 828	0	0	0		222				P	11 981	0	501	7	13		
IMMOBILIER, EPARGNE ET PATRIMOINE - LE MANS	1	10/11	12/11	825	825	0	0	0		67				P	2 871	0	494	7	15		
PUCES DE PRINTEMPS - LE MANS	1	25/2	26/2	1 215	1 215	0	0	0		71				P	2 599	0	621	7	3		
PUCES SARTHOISES	1	10/11	12/11	1 647	1 647	0	0	0		84				P	3 943	0	621	7	3		
RESPIRE LA VIE - LE MANS	1	21/4	23/4	985	985	53	0	0		104	4			P	6 882	0	751	7	2		
VINS ET GASTRONOMIE - LE MANS	1	1/12	3/12	927	927	0	0	0		88				P	7 038	0	371	8	2		
VRAC TECH - BULK TECH EXPO - LE MANS	1	28/11	30/11	3 101	3 101	660	0	0		272	46			T	2 180	90	276	7	1		
LE PORT MARLY (F)																					
VINS ET GASTRONOMIE - PORT MARLY	1	10/3	12/3	345	345	0	0	0		36				P	606	0	371	8	2		
Leipzig (D)																					
CADEAUX Leipzig - Trade Fair for Gifts and Lifestyle Trends (Spring)	1	4/3	6/3	6 252	6 252	381	0	0		11	203	15	1	T	5 770		505	9	13		
CADEAUX Leipzig - Trade Fair for Gifts and Lifestyle Trends / COMFORTEX	1	2/9	4/9	6 785	6 785	385	0	0		12	233	18	2	T	4 545	95	505	9	13		
efa - Trade Fair for Building Systems, Electrical Engineering, Light, Air Conditioning and Automation	2	20/9	22/9	7 938	7 938	278	0	0		11	207	15	5	1	T	8 422	227	505	9	18	
Fachdentall Leipzig - Trade Fair for Dental Surgeries and Laboratories	1	22/9	23/9	3 808	3 808	516	0	0		13	212	27	5	4	T	4 016		499	9	22	
Home - Garden - Leisure - The consumer fair for the whole family/ mitteldeutsche handwerksmesse - Central German Handicrafts Fair/Beach & Boat Water Sports Exhibition	1	11/2	19/2	29 720	29 720	3 419	0	0		21	1 129	124	1	T	177 103	1 950	505	9	27,5		
Intec - International trade fair for machine tools, manufacturing and automation	2	7/3	10/3	25 737	25 737	1 837	0	0		22	1 001	114	1	1	T	22 034	1 190	505	9	19	See note
MIDORA Leipzig - TRADE FAIR FOR WATCHES AND JEWELLERY	1	2/9	4/9	2 191	2 191	95	0	0		7	83	7		T	1 532		505	9	24		
models-hobbies-games. Exhibition for Model Building, Model Railways, Creative Arts and Play	1	29/9	1/10	17 970	17 970	985	0	0		9	562	56	4	1	P	77 419	1 471	505	9	3	
Touristik & Caravanning International Leipzig - Tourism fair	1	22/11	26/11	27 494	27 494	1 223	0	0		21	456	70	13	1	T	57 689	1 679	505	9	3	
terratec - Trade Fair for Waste management, Circular Economy and Protection of Environmental Resources	2	5/4	7/4	1 713	1 683	97	30			6	128	5	1	T	2 482	333	505	9	10		
therapie Leipzig - Trade Fair with Congress for Therapy, Medical Rehabilitation and Prevention	2	16/3	18/3	6 999	6 999	501	0	0		11	365	26	9	2	T	16 146	420	505	9	22	
Z - International subcontracting fair	2	7/3	10/3	4 511	4 511	1 011	0	0		21	346	94	1	T	9 946	985	505	9	19	See note	
<i>Note: Visitor attendance determined by a representative poll in the combination of intecZ - Subcontracting fair. Multiple answers were permitted.</i>																					
Liège (BE)																					
A@W Liège	2	1/6	2/6	1 642	980	662	0	0		10	134	54		T	1 474	75	491		5,12		
E-Commerce Xpo Liège	1	27/3	28/3	500	425	75	0	0		5	62	10		T	1 404	0	491		4		
HABITAT	1	25/11	3/12	14 000	14 000	658	0	0			217	17	769	81	P	27 688	381	509		3	
JARDINEXPO	1	1/3	4/3	12 500	12 500	292	0	0			111	10	426	56	P	17 988	432	509		3	
T&L Liège	1	17/5	18/5	1 225	1 225	99	0	0		4	71	7		T			224		26		
VERT BLEU SOLEIL	1	8/2	11/2	14 000	14 000	8 470	0	0			143	80	294	128	P	20 908	841	509		3	
LILLE (F)																					
48 H DECO - LILLE	1	4/11	5/11	316	316	60	0	0		1	24	2		P	5 410	0	370	8	13		
AMENAGO - LILLE	1	4/11	12/11	6 332	6 332	353	0	0		2	197	15		P	28 831	0	370	8	13		
ART UP - LILLE	1	1/3	5/3	4 517	4 517	1 111	0	0			105	28		T/P	29 675	0	511	7	3		
BABY - LILLE	1	21/10	22/10	918	918	135	0	0			60	9		P	12 600	0	306	7	13		
ENERGIMO IMMOTISSIMO - LILLE	1	10/3	12/3	2 000	2 000	99	0	0		2	97	5		P	8 164	0	370	8	15		
ENVIES CULINAIRES - LILLE	1	9/11	12/11	676	676	63	0	0		1	68	8		P	4 655	0	370	8	2		

(*) Please refer to each national definition given at the beginning of the report

2017 EVENTS BY CITY

	Interval Year	Opening date	Closing date	Space					Exhibitors					Visitors/Visits (*)		Organizer	Auditor	Industry sector			
				Rented Space (sq.m)					Exhibitors with their own stands		Represented firms		Admission for Trade/Public	Total							
				Total	Halls		Open air		from... countries	Total	Foreign/International (*)	Total		Foreign/International (*)	Total					Foreign/International (*)	
	Total	Foreign/	Total	Foreign/																	
LILLE (F)																					
	FRANCE CE LILLE	2x1	12/9	13/9	1 307	1 307	136	0	0	2	173	12		T	2 200	0	168	8	4		
	FRANCE CE LILLE	2x1	14/3	15/3	1 340	1 340	114	0	0	3	185	10		T	2 625	0	168	8	4		
	GEEK DAYS - LILLE	1	20/5	21/5	3 528	3 528	130	0	0	4	134	11		P	19 976	0	370	8	3		
	ID CREATIVES - LILLE	1	26/11	29/11	528	528	121	0	0	5	56	9		P	8 854	0	370	8	3		
	INTERNATIONAL LILLE TATTOO CONVENTION	1	27/11	29/11	1 548	1 548	488	0	0		147	47		P	11 016	0	511	7	3		
	KIDS PARC - LILLE	1	13/2	19/2	373	373	0	0	0		10			P	27 291	0	511	7	13		
	LYCEEN ET ETUDIANT - LILLE	1	12/1	14/1	4 272	4 272	288	0	0	8	299	36		P	72 047	0	495	8	8		
	NATURABIO - LILLE	1	24/11	26/11	1 620	1 620	167	0	0		184	21		P	13 553	0	751	7	10		
	SIFER	2	21/3	23/3	4 889	4 889	1 326	0	0		432	119		T	4 867	881	522	7	26		
	TOURISSIMA - LILLE	1	3/3	5/3	1 582	1 582	211	0	0	11	246	33		P	14 782	0	168	8	3		
	VADCONEXT - LILLE	1	17/10	19/10	1 011	1 011	134	0	0	6	125	10		T	4 162	345	370	8	4		
	VINS DES VIGNERONS INDEPENDANTS - LILLE	1	17/11	20/11	3 729	3 729	0	0	0		610			P	43 534	0	831	8	1		
	VIVING - LILLE	1	31/3	2/4	2 700	2 700	177	0	0	1	123	9		P	8 358	0	370	8	13		
LIMOGES (F)																					
	FOIRE DE LIMOGES ET DU LIMOUSIN	1	20/5	28/5	11 510	11 510	45	0	0	1	284	2		P	72 130	0	148	7	27		
	BOIS ENERGIE - LIMOGES	1	30/3	2/4	7 354	7 354	3 095	0	0		307	81		T	6 055	84	112	7	10		
	FRANCE CE LIMOGES	1	10/10	10/10	284	284	0	0	0		50	0		T	308	0	168	8	4		
	HABITAT - LIMOGES	1	22/9	24/9	3 364	3 364	0	0	0		172			P	9 447	0	494	7	13		
	VINS DE FRANCE - LIMOGES	1	17/2	19/2	1 466	1 466	12	0	0	1	198	2		P	9 809	0	148	7	2		
LINZ (AT)																					
	Smart Automation Austria	2	16/5	18/5	5 975	5 847	456	128	0	4	195	28	252	237	T	5 359		678	1	19	
Lisbon (P)																					
	ALIMENTARIA & HOREXPO LISBOA - International Food, Hospitality and Technology for the Food and Drinks Industry Exhibition		4/6	6/6	7 597	7 570	1 725	27	0	12	582	258	0	0	T	9 199	610	338	2	2	
	BTL - International Tourism Exhibition	1	15/3	19/3	17 631	16 997	1 424	634	54	21	953	159	0	0	T/P	58 257	1 303	338	2	3,6	
	FIA-LISBOA - International Handicraft Exhibition	1	24/6	2/7	11 079	11 079	3 696	0	0	36	646	214	0	0	P	78 846	0	338	2	13	
	FUTURALIA - Youth, Career Training and Job Fair	1	29/3	1/4	9 962	9 696	793	266	0	10	444	40	0	0	P	65 877	0	338	2	8	
	GREEN BUSINESS WEEK	1	15/3	17/3	1 035	1 035	140	0	0	6	53	6	0	0	T/P	free		338	2	10	
	IN BEAUTY - International Cosmetics, Esthetics and Hair Exhibition	1	21/10	23/10	3 660	3 660	450	0	0	9	117	29	0	0	T/P	26 658	0	295	2	14	
	INTERCASA - International Exhibition for interior and exterior decoration	1	18/10	22/10	3 911	3 891	18	20	0	2	114	9	0	0	T/P	12 332	0	338	2	12	
	LISBOA DESIGN SHOW	1	18/10	22/10	3 047	3 011	99	36	0	7	162	13	0	0	P	6 523	0	338	2	12	
	LISBOA MOTOSHOW	1	5/4	9/4	9 635	9 608	648	27	27	3	111	11	0	0	P	38 211	0	338	2	16	
	LISBON GAMES WEEK	1	16/11	19/11	13 538	13 331	2 282	207	0	5	100	12	0	0	P	42 291	0	338	2	21	
	MOTORCLASSICO - International Fair of Classic Automobile and Motorcycle	1	21/4	23/4	6 243	6 144	207	99	0	3	108	8	0	0	P	9 180	0	338	2	16	
	NATALIS - Lisbon Christmas Fair	1	6/12	10/12	1 917	1 917	54	0	0	5	229	8	0	0	P	13 017	0	338	2	13	
	NAUTICAMPO - International Exhibition of Boating, Sports, Adventure, Caravanning and Swimming-Pools	1	5/4	9/4	6 867	6 303	60	564	24	3	213	104	0	0	P	25 311	0	338	2	3	
	PAPERGIFT - Art-Toys-paper and Digital Editions-school-Office-Holidays-Gift-Stationery-Advertising	1	2/3	5/3	4 032	4 032	849	0	0	6	122	50	0	0	T	3 442	44	338	2	11,13	
	PET FESTIVAL - Pet Exhibition	1	3/2	5/2	8 181	8 181	36	0	0	2	172	12	0	0	P	25 883	0	338	2	3	
	Portugal Economia Social	1	19/4	21/4	995	995	18	0	0	2	34	1	0	0	T/P	1 185	45	338	2	4	
	SEGUREX - International Safety and Security Exhibition		3/5	6/5	8 034	6 738	429	1 296	0	7	180	81	0	0	T/P	8 046	109	338	2	7	
	SIL - Lisbon Real Estate Exhibition	1	18/10	22/10	4 816	4 681	9	135	0	2	138	3	0	0	T/P	23 409	16	338	2	15	
	TEKTÓNICA - International Construction and Public Works Exhibition	1	3/5	6/5	9 796	9 116	534	680	0	7	317	78	0	0	T/P	16 080	282	338	2	5	
	VINTAGE FESTIVAL	1	18/10	22/10	1 942	1 866	18	76	0	2	75	1	0	0	P	4 452	0	338	2	27	
LISIEUX (F)																					
	ANTIQUAIRES BROCANTEURS - LISIEUX	2x1	10/11	12/11	879	879	0	0	0		62			P	1 553	0	821	7	3		
	MILITARIAT - LISIEUX	1	5/3	5/3	456	456	0	0	0		73			P	752	0	821	7	3		
	SALON DES ANTIQUAIRES ET DES BROCANTEURS	1	10/11	12/11	879	879	0	0	0	0	62	0		T	1 553	0	821	7	3		

(*) Please refer to each national definition given at the beginning of the report

2017 EVENTS BY CITY

	Interval Year	Opening date	Closing date	Space						Exhibitors						Visitors/Visits (*)		Organizer	Auditor	Industry sector	
				Rented Space (sq.m)						Exhibitors with their own stands			Represented firms			Admission for Trade/Public	Total				
				Total	Halls		Open air		from... countries	Total	Foreign/International (*)	Total	Foreign/International (*)	Total	Foreign/International (*)						
				Total	Foreign/	Total	Foreign/														
LJUBLJANA (SLO)																					
Ambient Ljubljana	1	8/11	12/11	6 157	6 157	301	0	0	5	163	8	59	41	P	1 368		383	1	12		
Lódz (PL)																					
Boat Show	1	17/11	19/11	2 857	2 857	124	0	0	5	125	6	n.a.	n.a.	T/P	7 985	n.a.	456	4	3		
Brewery	1	24/3	25/3	252	252	0	0	0	1	27	0	n.a.	n.a.	T/P	4 447	n.a.	456	4	2		
INTERBUD	1	10/3	12/3	2 656	2 622	70	34	0	3	205	4	n.a.	n.a.	T/P	9 442	n.a.	456	4	5		
Rehabilitacja	1	21/9	23/9	2 795	2 795	312	0	0	4	144	10	n.a.	n.a.	T/P	3 643	4	456	4	22		
VetMedica	1	22/4	23/4	537	537	30	0	0	5	81	4	n.a.	n.a.	T	1 342	7	456	4	25		
LONGARONE (I)																					
M.I.G. - Mostra Internazionale del gelato artigianale	1	3/12	6/12	6 093	6 036	907	57	0	11	175	32	8	3	T/P	12 943	3 226	516	5	2		
LORIENT (F)																					
VIVING - LORIENT	1	4/3	6/3	1 593	1 593	0	0	0		84				P	5 652	0	371	8	13		
Lublin (PL)																					
Agro-Park	1	4/3	5/3	7 753	5 792	30	1 961	0	3	195	3	n.a.	n.a.	T/P	27 102	26	647	4	1		
BAKEPOL	2	9/9	12/9	4 296	4 296	731	0	0	10	99	30	n.a.	n.a.	T	2 653	105	647	4	2		
Best Berries	1	7/12	8/12	1 396	1 374	23	22	0	2	80	3	n.a.	n.a.	T/P	2 412	n.a.	766	4	2		
BORDER 2017	1	25/10	26/10	1 200	1 200	6	0	0	2	54	1	n.a.	n.a.	T	600	n.a.	766	4	7		
Cavaliada Lublin	1	3/2	5/2	1 063	1 063	95	0	0	2	60	6	n.a.	n.a.	P	10 565	n.a.	647	4	3		
Colourful Market	1	25/11	26/11	406	406	96	0	0	2	56	18	n.a.	n.a.	P	10 764	n.a.	766	4	27		
Craft Beer Festival	1	24/11	26/11	579	399	12	180	0	2	37	1			P	incl. in Colorful Market		766	4	2		
East Cooperation Days	1	14/11	16/11	99	99	0	0	0	1	13	0			T	incl. in ENERGETICS		766	4	4		
EDUCATION	1	16/2	17/2	783	783	0	0	0	1	101	0	n.a.	n.a.	P	13 146	n.a.	766	4	8		
ENERGETICS	1	14/11	16/11	2 085	2 085	0	0	0	5	123	4	n.a.	n.a.	T	2 937	n.a.	766	4	19		
History	1	21/10	22/10	344	344	0	0	0	1	74	0	n.a.	n.a.	P	3 418	n.a.	766	4	3		
JOB Fair	1	17/2	17/2	322	322	32	0	0	5	72	7	n.a.	n.a.	P	2 000	n.a.	766	4	8		
LUBDOM	1	24/3	26/3	3 153	2 588	20	565	0	4	193	4	n.a.	n.a.	T/P	8 418	12	766	4	5		
LUBDREW	1	24/3	26/3	405	389	65	16	0	2	24	2			T	incl. in Lubdom		766	4	12		
Lubsacro	1	27/9	28/9	551	547	0	4	0	1	39	0	n.a.	n.a.	T/P	373	11	766	4	4		
MOTOSESSION	1	1/4	2/4	5 480	5 093	0	387	0	1	60	0	n.a.	n.a.	P	10 550	n.a.	766	4	16		
PL Show	1	7/12	8/12	274	274	6	0	0	2	43	1			T	incl. in Best Berries		766	4	4		
Real Estate	1	25/11	26/11	72	72	0	0	0	1	12	0			T/P	incl. in Colorful Market		766	4	15		
Real Estate Spring	1	24/3	26/3	136	136	0	0	0	1	22	0			T/P	incl. in LUBDOM		766	4	15		
Rybomania Lublin	1	2/12	3/12	2 238	2 238	302	0	0	3	61	5	n.a.	n.a.	T/P	5 435	0	647	4	3		
She & He	1	25/11	26/11	692	692	0	0	0	1	91	0	n.a.	n.a.	T	3 440	n.a.	766	4	3		
SPORT FESTIVAL	1	6/3	6/3	298	238	9	60	0	2	19	1			P	free		766	4	3		
ZOOPARK	1	25/2	26/2	3 599	3 599	2	0	0	2	106	1	n.a.	n.a.	T/P	26 767	n.a.	766	4	3		
LUCCA (I)																					
LUCCA COMICS & GAMES	1	1/11	5/11	34 107	34 107	10 009	0	0	35	443	105	54	25	T/P	270 008	62 007	517	5	3		
MIAC	1	11/10	13/10	3 538	3 538	897	0	0	21	161	53	124	81	T	3 907	803	229	5	19		
Luxemburg (LUX)																					
Dogexpo	1	8/4	9/4	8 603	8 603	8 080			2	20	18			T/P			518		3		
Home & Living Expo	1	14/10	22/10	9 252	9 252	2 091			165	229	64			P	32 200		518		5,12,15		
SpringBreak	1	22/3	26/3	9 477	9 477	2 749			149	270	121			P	35 185		518		2,3,27		
Salon d'Art et d'Antiquités	1	2/2	6/2	2 265	2 265	1 980			15	114	99			P	4 505		518		3		
Vakanz	1	13/1	15/1	5 487	5 487	1 509			28	123	95			P	22 991		518		6		
Luzern (CH)																					
Hardware	2	8/1	10/1	5 100	5 100					70				T	2 000		562		19		
Hochzeitsmesse/Babyworld	1	14/1	15/1	2 500	2 500					95				P	2 800		654		3		
Swiss Plastics	3	24/1	26/1	8 200	8 200					300				T	4 400		562		17		
Baumag	2	2/2	5/2	12 400	10 400		2 000			210				T/P	19 000		857		19		
Innovationsdays	2	20/2	23/2	5 500	5 500					93				T	6 000		414		19		
SBB Kaderkonferenz	1	16/3	16/3	4 800	4 800					1				T	1 600		714		26		
Schlager Nacht	1	18/3	19/3	5 000	5 000					1				P	6 400		106		3		
Go Active		18/3	19/3	800	80					47				P	3 800		654		3		
Schweizer Waffensammlerbörse	1	24/3	26/3	2 500	2 500					110				P	10 400		857		3		
Suisse Floor	2	29/3	31/3	4 900	4 900					100				T	2 600		562		5		
CE-Trend-Show	1	2/4	4/4	1 850	1 850					43				T	2 000		243		21		

(*) Please refer to each national definition given at the beginning of the report

2017 EVENTS BY CITY

	Interval Year	Opening date	Closing date	Space						Exhibitors						Visitors/Visits (*)		Organizer	Auditor	Industry sector
				Rented Space (sq.m)						Exhibitors with their own stands		Represented firms		Admission for Trade/Public	Total					
				Total	Halls		Open air		from... countries	Total	Foreign/International (*)	Total	Foreign/International (*)		Total	Foreign/International (*)				
				Total	Foreign/															
Luzern (CH)																				
BrandLet Ausverkaufsevent	1	8/4	8/4	2 500	2 500					12					P	1 600		707	27	
GV Luzerner Kantonalbank	1	12/4	12/4	5 000	5 000					1					T	4 300		42	4	
Luga	1	28/4	7/5	23 000	12 000		11 000			450			10	P	115 000		562	3		
GV Pilatus-Bahnen	1	11/5	11/5	3 000	3 000					1				T	1 900		636	4		
MarkeDing		16/5	17/5	1 100	1 100					82				T	950		659	4		
GV Valiant Holding	2	18/5	18/5	5 000	5 000					1				T	1 000		817	4		
Swiss Classic World	1	27/5	28/5	6 000	5 000		1 000			207				P	10 300		761	16		
Lehrabschlussprüfung igkg	1	7/6	7/6	2 000	2 000					1				T	500		430	8		
Mazda Drive Away		8/6	8/6	5 000	5 000					1				T	150		651	16		
Werkausstellung Design&Kunst	1	24/6	2/7	4 000	4 000					136				P	5 000		410	8		
Diplomfeier Hochschule Luzern	1	15/7	15/7	3 000	3 000					1				T	2 100		411	8		
Internationale Forstmesse	2	17/8	20/8	19 000	15 000		4 000			280				P	26 000		857	1		
AMAG Partnertage		6/9	7/9	8 200	8 200					80				T	1 500		45	16		
Minifest		10/9	10/9	8 000	8 000					1				P	8 000		57	3		
Swiss Medtech Expo	2	19/9	20/9	4 800	4 800					170				T	1 600		562	19		
Melectronics	1	21/9	23/9	5 000	5 000					51				T/P	6 000		578	27		
Bauen+Wohnen	1	5/10	8/10	8 500	8 500					300				P	17 800		857	5		
Messe Zukunft Alter	1	13/10	15/10	3 000	3 000					130				P	9 000		700	3		
BrandLet Ausverkaufsevent	1	21/10	21/10	2 500	2 500					24				P	1 600		707	27		
Ingram Micro Top	1	26/10	26/10	4 000	4 000					60				T	500		443	21		
Brennpunkt Nahrung	1	3/11	3/11	1 200	1 200					12				T	320		562	2		
Life on Stage		7/11	12/11	3 000	3 000					1				P	4 300		601	3		
Zebi	1	9/11	12/11	5 000	5 000					160				P	24 000		562	8		
Suisse Tier	2	24/11	26/11	5 000	5 000					211				T/P	14 500		562	1		
Swiss Handicap	2	1/12	2/12	5 000	5 000					128				P	6 000		762	22		
Kurdenfest	1	1/12	2/12	3 200	3 200					1				P	2 000		197	3		
Explo	2	29/12	1/1	12 000	12 000					1				P	6 500		136	3		
Lviv (UA)																				
DENTAL UKRAINE	1	25/10	27/10	1 497	1 497	297	0	0	4	113	10	n.a.	n.a.	T	6 122	n.a.	358	4	22	
EURO AGRO	1	28/11	30/11	795	795	622	0	0	3	82	75	n.a.	n.a.	T	2 085	n.a.	484	4	1	
WOODPROCESSING	1	30/5	2/6	2 907	1 546	110	1 361	132	8	130	17	n.a.	n.a.	T	2 751	n.a.	358	4	12	
LYON (F)																				
BE+ LE RENDEZ-VOUS BATIMENT ENERGIE POSITIVE - LYON	2	8/4	10/4	12 455	12 455	3 524	0	0	19	432	76			T	15 495	873	372	8	5	
BIKEXPO - LYON	1	11/9	12/9	3 473	3 473	0	0	0	0	167	0			T	1 639	0	754	8	26	
CHOCOLAT - LYON	1	10/11	12/11	581	581	74	0	0	5	50	7			P	21 450	0	277	8	2	
EPOQ'AUTO - LYON	1	10/11	12/11	31 186	31 186	1 853	0	0		685	62			P	57 191	0	160	7	3	
EQUITA - LYON	1	1/11	5/11	25 087	25 087	5 458	0	0	17	802	200			P	158 477	0	372	8	3	
EUROPACK EUROMANUT - CFIA	2	21/11	23/11	9 796	9 796	1 547	0	0	14	534	93			T	16 226	1 421	374	8	19	
FESTICULTURE - LYON	1	5/5	8/5	979	979	979	0	0	2	147	44			P	21 966	0	79	7	27	
FIP SOLUTION PLASTIQUE	1	13/6	16/6	13 493	13 493	2 677	0	0		517	124			T	9 869	1 125	422	7	19	
FOIRE INTERNATIONALE - LYON	1	23/3	2/4	29 907	29 907	2 555	0	0	25	948	120			P	196 888	0	372	8	27	
FRANCE CE LYON	2x1	9/3	10/3	1 501	1 501	15	0	0	2	216	2			T	2 727	0	168	8	4	
FRANCE CE LYON	2x1	14/9	15/9	1 271	1 271	12	0	0	2	191	2			T	2 088	0	168	8	4	
HEXAGONE LYON	2x1	17/9	18/9	1 213	1 213	226	0	0		85	14			T	1 843	0	746	7	13	
ID CREATIVES - LYON	1	5/10	8/10	575	575	66	0	0	6	74	8			P	11 476	0	370	8	3	
IMMOBILIER - LYON	1	17/3	19/3	1 688	1 688	21	0	0	2	91	2			P	6 426	18	168	8	15	
INDUSTRIE LYON	2	4/4	7/4	26 769	26 769	3 981	0	0	23	1 013	189			T	24 256	1 468	374	8	19	
JAPAN TOUCH - SALON DE L'ASIE - LYON	1	2/12	3/12	3 381	3 381	331	0	0		252	13			P	44 851	796	71	7	3	
JOURNEE A3P ENDOTOXINE - LYON	1	4/10	4/10	24	24	12	0	0		12	6			T	80	15	10	7	22	
LE RENDEZ-VOUS DES DEPANNEURS - LYON	1	25/4	27/4	4 442	4 442	288	0	0	4	61	6			T	3 593	0	15	7	26	
MAHANA LYON	1	10/2	12/2	1 900	1 900	163	0	0	15	269	33			P	15 457	0	168	8	3	
MARIAGE - LYON	1	27/1	29/1	980	980	0	0	0		107				P	4 701	0	741	7	3	
ONLYLIGHT - LYON	2	13/6	15/6	996	996	82	0	0		74	5			T	1 871	107	93	7	19	
PAYSALIA - LYON	2	5/12	7/12	18 188	18 188	4 734	0	0	17	640	145			T	25 096	1 663	372	8	1	
RANDONNEUR - LYON	1	24/3	26/3	1 737	1 737	188	0	0		364	35			P	14 673	0	289	7	3	

(*) Please refer to each national definition given at the beginning of the report

2017 EVENTS BY CITY

	Interval Year	Opening date	Closing date	Space					Exhibitors					Visitors/Visits (*)		Organizer	Auditor	Industry sector	
				Rented Space (sq.m)					Exhibitors with their own stands		Represented firms		Admission for Trade/Public	Total					
				Total	Halls		Open air		from... countries	Total	Foreign/International (*)	Total		Foreign/International (*)	Total				Foreign/International (*)
	Total	Foreign/	Total	Foreign/															
LYON (F)																			
	1	5/12	7/12	2 761	2 761	593	0	0	6	111	25			T	14 580	1 017	372	8	5
	2	27/9	2/10	11 446	11 446	36	0	0	1	73	1			T/P	67 382	0	263	8	3
	1	1/12	3/12	1 756	1 756	108	0	0	4	128	4			P	7 218	0	260	8	2
	1	5/4	6/4	1 654	1 654	109	0	0		255	18			T	4 560	0	163	7	21
	2	21/1	25/1	63 408	63 408	11 151	0	0	29	2 075	471			T	188 062	25 664	372	8	2
	1	20/11	21/11	488	488	6	0	0	1	67	1			T	1 002	21	440	7	21
	2	21/11	25/11	39 742	39 742	5 850	0	0	15	522	103			T	37 847	3 987	168	8	26
	2x1	6/3	8/3	8 258	8 258	1 285	0	0	17	311	58			T	3 600	72	754	8	25
	1	3/2	5/2	671	671	15	0	0		111	9			P	2 909	0	751	7	14
	1	12/3	13/3	1 686	1 686	423	0	0		82	23			T/P	4 137	764	818	7	27
	1	5/10	8/10	374	374	98	0	0		24	5			P	1 268	0	370	8	3
	1	26/10	30/10	3 449	3 449	0	0	0		562	0			P	69 434	0	831	8	1
	2x1	17/11	20/11	1 432	1 432	135	0	0		135	13			P	12 554	0	599	7	1
	1	12/10	15/10	3 400	3 400	0	0	0		162	0			P	8 914	0	372	8	13
MACON (F)																			
	1	13/10	16/10	1 825	1 469	0	356	0		111				P	6 076	0	470	8	13
MADRID (E)																			
	1	27/5	28/5	10 566	10 566	12	0	0	1	95	ND	2	0	P	8 619	2	425	11	3
	1	27/10	29/10	3 874	3 778	35	96	0	2	219	1	3	1	P	9 647	3	425	11	3,25
	1	25/3	2/4	4 053	4 053	213	0	0	5	122	6	0	0	P	5 980	3	425	11	3
	1	13/12	17/12	2 057	2 057	126	0	0	6	86	5	0	0	P	2 183	0	425	11	3
	1	22/2	26/2	18 292	18 292	7 946	0	0	27	281	153	0	0	T/P	22 993	384	425	11	3
	1	18/11	19/11	2 500	2 500	0	0	0	ND	95	0	0	0	P	35 000	0	320, 425		13
	1	9/11	12/11	7 148	6 148	322	0	0	ND	663	41	0	0	T/P	63 811	52	76, 425		2
	2x1	1/2	5/2	8 632	8 632	1 203	0	0	16	300	42	43	19	T	11 263	755	425	11	24
	2x1	20/9	24/9	8 716	8 716	1 429	0	0	23	317	63	37	18	T	7 473	621	425	11	24
	2	4/10	5/10	460	460	0	0	0	1	10	0	0	0	T	754	21	425	11	21
	1	16/3	19/3	3 600	3 200	744	0	0	ND	250	130	0	0	T/P	30 000	0	288, 425		3
	2	28/2	3/3	24 244	24 192	3 119	52	0	26	322	70	298	214	T	26 135	2 583	425	11	5
		22/6	25/6	31 385	3 058	0	0	0	ND	76	0	0	0	T	10 517	0	540, 425		22
		22/11	24/11	1 800	1 800	0	0	0	ND	16	ND	ND	ND	T	1 700	ND	702, 425		22
	1	23/5	25/5	23 854	17 960	16 164	0	0	ND	305	246	82	76	T	18 267	10 229	602, 425		4
		5/10	7/10	12 510	1 200	0	0	0	ND	137	0	0	0	T	4 200	0	222, 425		22
	1	7/11	8/11	22 000	22 000	1 300	0	0	ND	385	102	401	102	T	11 600	3 500	225, 425		11
		22/11	23/11	ND	ND	ND	ND	ND	ND	ND	ND	ND	ND	T	589	10	425		2
		3/6	6/6	16 518	4 382	0	0	0	ND	121	0	0	0	T	11 000	0	255, 425		22
	1	25/10	26/10	3 230	1 662	254	0	0	ND	110	21	0	0	T/P	10 187	467	778, 425		21
		8/9	12/9	87 184	6 314	0	0	0	ND	115	0	0	0	T	23 700	0	257, 425		22
		14/6	17/6	52 338	3 938	0	0	0	ND	73	0	0	0	T	14 300	0	542, 425		22
	1	5/7	6/7	1 785	1 203	18	0	0	ND	71	2	0	2	T	1 940	4	278, 425		4
	1	4/10	5/10	1 060	1 060	204	0	0	ND	71	17	0	0	T	425	0	147, 425		18
	1	21/4	22/4	10 100	8 500	500	0	0	ND	90	11	0	0	T/P	61 000	15 000	244, 425		3
	1	20/4	22/4	5 155	5 155	280	0	0	9	192	16	370	16	T/P	12 602	400	425	11	4
	1	1/3	2/3	3 238	1 038	72	0	0	ND	81	7	126	33	T	4 204	328	299, 425		22
		29/8	1/9	17 700	7 000	0	0	0	ND	220	0	0	0	T	9 400	0	392, 425		22
	1	20/4	22/4	1 862	1 862	141	0	0	5	57	6	41	22	T/P	2 499	19	425	11	3
	1	29/3	30/3	10 849	10 849	0	0	0	ND	100	0	0	0	P	11 152	0	178, 425		10
	1	28/3	30/3	10 153	10 153	3 120	0	0	ND	118	27	176	20	T	13 154	4 209	393, 425		3
	1	18/11	26/11	4 175	4 175	509	0	0	4	84	14	0	0	P	3 232	6	425	11	3
	2	23/5	26/5	21 663	21 663	2 215	0	0	13	121	32	87	55	T	32 737	920	425	11	26
	1	18/1	22/1	62 713	62 459	17 573	254	0	90	695	269	6 968	1 953	T/P	140 130	10 466	425	11	6
	1	18/10	20/10	44 728	44 728	10 053	0	0	31	1 012	194	304	160	T	50 197	13 999	425	11	2
	2x1	23/6	25/6	8 707	8 707	32	0	0	2	37	1	0	0	P	13 680	0	425	11	3
	2x1	15/12	17/12	7 636	7 636	24	0	0	2	50	1	0	0	P	9 336	0	425	11	3
	1	28/2	3/3	2 281	2 184	437	97	0	8	79	11	76	54	T	6 049	381	425	11	9,1

(*) Please refer to each national definition given at the beginning of the report

2017 EVENTS BY CITY

	Interval Year	Opening date	Closing date	Space						Exhibitors						Visitors/Visits (*)				Organizer	Auditor	Industry sector	
				Rented Space (sq.m)						Exhibitors with their own stands			Represented firms			Admission for Trade/Public							
				Total	Halls		Open air		from... countries	Total	Foreign/International (*)	Total	Foreign/International (*)	Total	Foreign/International (*)	Total	Foreign/International (*)	Total	Foreign/International (*)				
					Total	Foreign/	Total	Foreign/															
MADRID (E)																							
	1	26/5	27/5	5 700	4 600	350	0	0	ND	85	7	22	0	T/P	8 052	0	504,425		3				
	1	10/11	12/11	4 014	1 538	72	0	0	ND	84	6	102	6	P	42 000	0	225,425		3				
	1	22/4	23/4	7 940	1 540	86	0	0	ND	114	8	122	8	P	50 000	0	225,425		3				
	2	14/3	16/3	10 298	9 529	0	0	0	ND	104	0	0	0	T/P	12 000	0	416,425		7				
	1	19/2	21/2	19 350	14 230	1 623	0	0	ND	243	35	110	49	T	12 876	913	602,425		2				
	2x1	1/2	5/2	37 134	37 134	4 167	0	0	18	380	59	104	63	T	36 040	1 811	425	11	13.12				
	2x1	20/9	24/9	38 767	38 267	5 893	500	0	19	388	80	160	121	T	23 997	1 626	425	11	13.12				
	2x1	19/2	21/2	9 969	9 969	1 787	0	0	9	161	41	103	88	T	18 014	889	425	11	2				
	2x1	11/2	12/2	26 000	3 000	0	0	0	ND	80	0	0	0	P	22 000	0	472,425		3				
	2x1	30/9	1/10	26 000	3 000	0	0	0	ND	80	0	0	0	P	22 000	0	472,425		3				
	1	6/12	10/12	16 301	16 301	20	0	0	2	53	1	0	0	P	21 044	2	425	11	3				
	2	4/10	6/10	3 744	3 744	254	0	0	10	179	14	248	64	T	4 901	1 239	425	11	8				
	1	27/10	29/10	13 951	13 951	90	0	0	2	65	1	0	0	P	11 324	4	425	11	21.3				
	2x1	20/9	24/9	6 554	6 554	1 715	0	0	13	205	61	18	13	T	9 880	513	425	11	24				
	2x1	1/2	5/2	3 769	3 769	1 441	0	0	10	132	49	15	10	T	9 744	356	425	11	24				
		18/10	20/10	4 345	4 345	74	0	0	5	100	4	100	28	T	3 596	207	425	11	1				
	2x1	17/2	21/2	5 304	1 874	0	0	0	N.D.	29	0	N.D.	N.D.	T/P			425	11	25.24				
	2x1	15/9	19/9	5 344	1 883	0	0	0	N.D.	33	0	N.D.	N.D.	T/P			425	11	25.24				
	1	15/11	16/11	8 472	8 472	1 060	0	0	ND	423	53	0	0	T	7 025	276	225,425		19				
	2x1	1/9	3/9	13 577	13 577	4 123	0	0	14	396	110	26	10	T	12 285	1 287	425	11	25				
	2x1	3/2	5/2	14 595	14 595	3 857	0	0	13	383	100	17	9	T	15 762	1 449	425	11	25				
	2x1	22/9	24/9	8 406	8 406	940	0	0	11	199	33	3	0	T	5 004	481	425	11	25				
	2x1	4/3	6/3	8 601	8 601	921	0	0	9	193	33	11	2	T	5 241	510	425	11	25				
	2	15/3	18/3	37 381	35 629	4 935	1 752	24	27	564	137	505	234	T	41 812	3 657	425	11	16.19				
	1	30/6	2/7	6 834	6 834	33	0	0	3	71	2	0	0	P	8 420	0	425	11	3				
	1	22/2	23/2	1 030	581	162	0	0	ND	42	16	22	21	T	1 452	312	95,425		22				
	1	26/4	27/4	5 644	1 554	ND	0	0	ND	90	6	150	25	T	6 500	500	225,425		4				
	1	24/1	26/1	6 349	6 349	723	0	0	11	186	28	21	12	T	5 875	513	425	11	4.13				
	1	16/3	18/3	8 002	8 002	1 012	0	0	12	203	34	272	175	T	12 357	819	425	11	3.22				
	1	5/10	8/10	7 376	7 376	1 248	0	0	11	109	15	98	60	T	3 621	266	425	11	13.25				
		22/9	24/9	1 123	1 123	9	0	0	2	71	1	32	5	P			425	11	2				
	1	15/12	17/12	35 900	15 900	653	0	0	ND	185	25	0	0	T/P	22 000	0	279,425		3				
	1	24/4	27/4	22 413	18 863	2 788	0	0	ND	876	162	754	140	T	93 346	12 695	657,425		2				
	1	19/5	28/5	35 215	30 597	0	4 618	0	1	55	0	43	0	P	24 043	9	425	11	16				
	1	25/5	28/5	5 294	5 126	171	0	0	ND	148	14	120	56	T/P			639,425		15				
	1	3/11	5/11	14 285	14 285	1 501	0	0	20	322	67	11	6	T	52 468	758	425	11	14				
	1	1/3	5/3	9 232	8 629	347	603	0	15	230	19	111	19	P	26 060	109	425	11	8				
		28/2	3/3	1 661	1 661	138	0	0	4	56	4	58	54	T	2 472	77	425	11	19				
	1	25/10	27/10	4 902	4 902	259	0	0	12	138	16	109	58	T	9 548	181	425	11	21.8				
	2	1/3	3/3	12 214	12 214	0	0	0	ND	ND	ND	ND	ND	P	7 566	6	425		8				
		28/2	3/3	4 249	4 249	564	0	0	8	94	16	55	37	T	2 954	180	425	11	19				
	2	24/10	27/10	3 216	3 216	317	0	0	12	76	17	39	32	T	3 343	169	425	11	26				
	1	21/9	24/9	15 170	13 805	2 276	1 365	27	13	180	34	20	8	T/P	15 114	291	425	11	3				
	2	18/10	20/10	5 007	5 007	289	0	0	8	127	15	41	27	T	4 265	484	425	11	4				
	1	7/3	9/3	9 248	7 091	0	0	0	ND	230	0	0	0	T	6 700	0	839,425		20				
		18/5	20/5	3 622	282	0	0	0	ND	31	0	0	0	T	2 500	0	483,425		22				
	1	29/3	30/3	1 357	828	81	0	0	3	80	9	184	30	T	2 305	326	643,425	11	2				

Note: together with INTERDIDAC and SALON INTERNACIONAL POSTGRADO which were opened from 1-5 march

(*) Please refer to each national definition given at the beginning of the report

2017 EVENTS BY CITY

	Interval Year	Opening date	Closing date	Space					Exhibitors					Visitors/Visits (*)			Organizer	Auditor	Industry sector	
				Rented Space (sq.m)					Exhibitors with their own stands		Represented firms			Admission for Trade/Public	Total					
				Total	Halls		Open air		from... countries	Total	Foreign/International (*)	Total	Foreign/International (*)		Total	Foreign/International (*)				
	Total	Foreign/	Total	Foreign/																
Magdeburg (D)																				
LBA - Regional Building Trade Exhibition Saxony-Anhalt	1	3/3	5/3	2 250	1 922	32	328		3	134	3	1		T/P	3 896		568	9	27	
MAGDEBOOT - Trade Fair for new and used boats, equipment and water sports	1	10/2	12/2	3 131	3 021	39	110		4	88	3			P	5 646		568	9	26	
MAGDEBURGER MEERESANGELTAGE und MAGDEBURGER RAUBFISCHANGELTAGE - International Fishing Exhibition	1	11/11	12/11	2 799	2 772	406	27	10	9	102	23			P	7 109		568	9	1	
TIERWELT - Pet Exhibition	1	7/4	9/4	1 854	1 783	12	71		4	129	3			P	12 176		568	9	3	
Mainz (D)																				
Rheinland-Pfalz-Ausstellung - Regional exhibition	1	18/3	26/3	12 579	11 239	550	1 340	54	12	685	26			P	71 113		669	9	27	
MALAGA (E)																				
13ª Feria del Stock	1	10/11	12/11	2 023	2 023	0	0	0	1	90	0	0	0	P			667,356		25,13	
32º Congreso de la Sociedad Española de Medicina Estética. (SEME)	1	16/2	18/2	1 076	1 076	0	0	0	1	126	0	0	0	T	2 000	0	392,356		22	
4ª INTERNATIONAL MALAGA TATTOO CONVENTION	1	9/9	11/9	8 834	4 000	0	2 914	0	1	149	0	0	0	T/P	4 000	0	581,356		3	
ART FAIR MÁLAGA 17 - I FERIA INTERNACIONAL DE ARTE CONTEMPORÁNEO DE MÁLAGA	1	30/6	2/7	13 888	7 100	ND	5 828	0	ND	345	45	0	0	P	12 000	0	475,356		3	
Celebra Málaga, Feria de Bodas y Celebraciones	1	13/10	15/10	1 664	1 664	0	0	0	1	128	0	27	0	T/P	3 187	0	356	11	3,2	
Creativa Málaga	1	1/12	3/12	938	550	30	0	0	3	46	3	16	0	P	4 252	0	180,356	11	3	
ESTILO MLG, Salón de Peluquería, Barbería, Belleza y Estética	1	14/10	16/10	2 131	1 452	69	0	0	6	76	7	0	0	T/P	3 834	5	356	11	14,22	
Europrevent 2017. Congreso Europeo de Cardiología Preventiva	1	6/4	8/4	700	590	581	0	0	8	22	21	0	0	T	1 200	0	273,356		22	
Feria Internacional de Franquicias del Sur (FIFSUR)	1	1/12	2/12	455	455	0	0	0	1	38	0	0	0	T/P			73,356	11	4	
Gamepolis	1	21/7	23/7	10 563	3 413	0	0	0	1	76	0	0	0	P			477,356	11	21	
Greencities, Foro de Inteligencia y Sostenibilidad Urbana	1	7/6	8/6	4 528	1 578	60	0	0	6	110	9	23	0	T	3 628	148	356	11	10,5	
H&T, Salón del Equipamiento, Alimentación y Servicios para Hostelería y Turismo	1	19/3	21/3	4 140	2 635	160	0	0	5	79	4	2	0	T			21,356	11	2	
HIDRONE	1	7/6	8/6	1 597	367	0	0	0	1	29	0	0	0	T	2 948	144	214,356	11	10	
I FESTIVAL DEL COMIC Y MANGA EN MÁLAGA - FREAKCON	1	11/3	12/3	6 874	ND	0	ND	0	1	35	0	0	0	P	8 000	0	477,356		3	
IMEX Andalucía 2017	1	21/11	22/11	335	335	0	0	0	1	27	0	0	0	T			29,356	11	4	
Instalandalus	1	5/10	7/10	5 251	1 377	0	2 914	0	1	91	0	0	0	T/P			658,356	11	5,19	
LIX Congreso Sociedad Española de Hematología y Hemoterapia. XXXIII Congreso Sociedad Española de Trombosis y Hemostasia	1	25/10	28/10	550	550	0	0	0	1	37	0	0	0	T	2 500	0	736,356		22	
Mi Mascota. Salón del Animal de Compañía	1	25/11	26/11	6 649	693	0	0	0	1	56	0	0	0	T/P	5 564	0	356	11	3	
Moto & Bike Andalucía, II Salón de la moto y la bicicleta	1	19/5	21/5	9 100	9 100	0	0	0	1	44	0	0	0	P	5 628	0	279,356		16	
Muestra Infantil de Málaga, MIMA	1	16/12	4/1	6 306	1 640	0	0	0	1	20	0	0	0	P	25 541	0	356	11	3	
Natura Málaga, Feria de Vida Saludable y Sostenible	1	31/3	2/4	5 296	1 147	16	0	0	2	140	2	6	0	T/P	5 872	0	356	11	2,1	
Rastrillo de Nuevo Futuro	1	1/12	4/12	2 000	2 000	0	0	0	1	48	0	0	0	P			75,356		4	
Retro Auto & Moto, IIII Salón del Vehículo Clásico, de Época y Colección	1	20/1	22/1	11 500	10 000	0	1 500	0	1	119	0	0	0	P	11 310	0	279,356		16	
Reunión Anual de la Sociedad Nuclear Española. Congreso SNE	1	4/10	6/10	597	597	6	0	0	2	25	1	0	0	T	600	0	737,356		9	
SIMED, Salón Inmobiliario del Mediterráneo	1	10/11	12/11	3 245	1 785	12	0	0	2	87	1	20	0	T/P	2 940	0	356	11	15,5	
Transfiere, 6º Foro Europeo para la Ciencia, Tecnología e Innovación	1	15/2	16/2	9 280	640	111	0	0	8	54	7	7	3	T	4 092	196	104,356	11	4	

(*) Please refer to each national definition given at the beginning of the report

2017 EVENTS BY CITY

	Interval Year	Opening date	Closing date	Space					Exhibitors					Visitors/Visits (*)		Organizer	Auditor	Industry sector		
				Rented Space (sq.m)					Exhibitors with their own stands		Represented firms		Admission for Trade/Public	Total						
				Total	Halls	Foreign/	Open air	Foreign/	from... countries	Total	Foreign/ International (*)	Total		Foreign/ International (*)	Total					Foreign/ International (*)
MÁLAGA (E)																				
VI Salón del Motor de Ocasión de la Provincia de Málaga	1	3/11	5/11	6 586	6 586	0	0	0	1	29	0	0	0	P	31 583	0	74 356	11	16	
XI CONGRESO NACIONAL DE LABORATORIO CLINICO- LABCLIN	1	15/11	17/11	11 708	3 960	0	5 828	0	1	33	0	0	0	T			392 356		22	
XXI Reunión Nacional de Cirugía	2	8/10	20/10	374	324	0	50	0	1	26	0	0	0	T	1 200	0	392 356		22	
XXXII CONGRESO NACIONAL SOCIEDAD ESPAÑOLA MEDICINA ESTÉTICA (32 CONGRESO SEME)	1	16/3	18/3	10 898	3 150	0	5 828	0	1	75	0	0	0	T			392 356		22	
Malatya (TR)																				
11. Malatya Agriculture Technologies Machine in Animal Breeding and Equipment Exhibition	1	12/4	16/4	3 680	3 680	3 680			0	120	0		0	T/P	57 500	0	527	15	1	
6.Malatya Book And Culture Fair	1	5/5	14/5	3 380	3 380	0			0	133	0		0	T/P	356 000	0	527	15	3	
Manisa (TR)																				
24. Mesir Industrial Trade Fair	1	25/4	30/4	2 500	2 500	0			0	105	0		0	T/P	202 000	0	731	15	27	
Manisa 11. International Agriculture Nourishment And Stockbreeding Fair	1	2/11	5/11	5 494	5 494	0			0	98	0		10	T/P	66 000	0	731	15	1	
Manisa Book Fair	1	6/10	15/10	3 000	3 000	0			0	72	0		0	T/P	24 000	0	731	15	3	
MAYFU Manisa 3.Shoe Fashion Fair	2x1	2/2	5/2	1 138	1 138	0			0	33	0		0	T/P	2 750	68	731	15	25	
MAYFU Manisa 4.Shoe Fashion Fair	2x1	3/8	6/8	1 225	1 225	0			0	35	0		0	T/P	3 200	96	731	15	25	
MANTES LA JOLIE (F)																				
BROCANTE - MANTES LA JOLIE	1	21/5	21/5	1 455	1 455	0	0	0		106				P	3 780	0	97	7	3	
Marche-en-Famenne (BE)																				
1001 Familles	1	7/10	8/10	2 307	2 307	0	0	0	99	99	0	99	0	P	8 374	0	842		3	
Batimoi	1	27/1	30/1	6 153	6 153	0	0	0	160	170	10	170	10	P	21 072	0	842		5	
Batimoi Pro	1	22/9	22/9	562	562	0	0	0	47	47	0	47	0	T	517	0	842		5	
C'est Bon C'est Wallon (Marche)	1	20/5	21/5	1 929	1 929	0	0	0	202	202	0	202	0	P	9 107	0	842		1	
Horecatel	1	12/3	15/3	12 210	11 111	1 099	0	0	363	398	35	398	35	T	35 776	0	842		2	
Mandataires	1	16/2	17/2	12 121	11 121	1 000	0	0	341	350	9	341	9	T	12 200	0	842		4,5,7,10,16,19,21	
Metamorphoses	2	28/3	29/3	1 850	1 850	0	0	0	50	51	1	51	1	T	547	0	842		17,19	
Run2Bike	1	21/10	22/10	166	166	0	0	0	4	4	0	4	0	P	4 264	0	842		3	
Smart City Wallonia	1	19/9	19/9	5 850	5 850	0	0	0	61	63	2	63	2	T	656	0	842		21	
MARCIANISE / CE (I)																				
TARI MONDO PREZIOSO maggio	1	12/5	15/5	1 936	1 936	48	0	0	3	78	3	0	0	T	7 951	31	434	10	24	
TARI MONDO PREZIOSO ottobre	1	6/10	9/10	2 208	2 208	48	0	0	3	85	3	0	0	T	7 473	39	434	10	24	
Mardin (TR)																				
2.MARBUILDS*17 Mesopotamia Mardin Construction and building technologies Fair	1	8/11	12/11	6 000	6 000	0			0	52	0		0	T/P	18 600	474	858	15	5	
4.MAGROTEX 17th International Mardin Agricultural Equipment: Food and Livestock Fair	1	12/5	15/5	15 800	15 800	0			0	120	0		22	T/P	24 820	654	858	15	1	
MARNE LA VALLEE (F)																				
IT PARTNERS	1	8/3	9/3	3 966	3 966	590	0	0	16	245	50			T	8 390	66	677	8	21	
SALONS CE DISNEYLAND PARIS	1	1/6	2/6	597	597	9	0	0	1	90	1			T	1 466	0	168	8	4	
MARSEILLE (F)																				
A@W Marseille	2	15/11	16/11	1 446	882	564	0		11	118	46			T	1 733	60	285		5,12	
BOULANGERIE-PATISSERIE ET METIERS DE BOUCHE	1	9/10	11/10	924	924	54	0	0		97	7			T	1 394	0	711	7	2	
FOIRE INTERNATIONALE - MARSEILLE	1	22/9	2/10	55 078	24 420	3 457	30 659	729	37	1 035	256			T/P	302 499	310	706	8	27	
FRANCE CE MARSEILLE	2x1	12/10	13/10	950	950	3	0	0	1	159	1			T	1 421	0	168	8	4	
FRANCE CE MARSEILLE	2x1	4/4	5/4	973	973	9	0	0	2	148	2			T	1 429	0	168	8	4	
IMMOBILIER - MARSEILLE	1	6/10	8/10	1 333	1 333	0	0	0		57				P	4 049	0	370	8	15	
JOURNÉES DES COLLECTIONS - MARSEILLE	1	4/4	6/4	8 928	8 928	3 382	0	0		350	129			T	1 579	157	221	7	1	
MILLESIME BIO	1	30/1	1/2	3 608	3 608	808	0	0		902	202			T	9 504	2 989	760	7	1	
PISCINE ET JARDIN - MARSEILLE	1	16/2	19/2	6 207	6 207	67	0	0	3	141	3			P	9 892	0	706	8	27	
RENCONTRES NATIONALES DU TRANSPORT PUBLIC	2	10/10	12/10	6 919	6 919	3 156	0	0	16	201	46			T	3 421	102	367	8	26	
SALON ACCESSECURITY	2	29/3	31/3	927	927	51	0	0	4	89	4			T	1 859	52	706	8	7	

(*) Please refer to each national definition given at the beginning of the report

2017 EVENTS BY CITY

	Interval Year	Opening date	Closing date	Space						Exhibitors						Visitors/Visits (*)				Organizer	Auditor	Industry sector
				Rented Space (sq.m)						Exhibitors with their own stands			Represented firms			Admission for Trade/Public						
				Total	Halls		Open air		from... countries	Total	Foreign/International (*)	Total	Foreign/International (*)	Total	Foreign/International (*)	Total	Foreign/International (*)					
					Total	Foreign/	Total	Foreign/										Total	Foreign/International (*)			
MARSEILLE (F)																						
	1	20/10	22/10	1 865	1 865	107	0	0		204	12			P	16 472	0	751	7	3			
	1	11/11	11/11	297	297	9	0	0	1	34	1			P	1 536	0	508	8	8			
	1	11/11	11/11	198	198	0	0	0		24				P	1 296	0	508	8	8			
	1	9/10	10/10	367	367	11	0	0	4	101	4			T/P	1 151	43	677	8	4			
	1	16/6	17/6	193	193	4	0	0	1	24	1			P	157	0	371	8	4			
Mechelen (BE)																						
	1	10/11	12/11	3 879	3 879	1 309	0	0	4	182	62			T	3 200		224		4			
	1	16/3	26/3	2 987	2 987	951	0	0	6	87	34			P		216	224		3,12			
	1	28/1	5/2	8 558	8 558	159	0	0	2	231	5			P	20 564	63	224		3,5,10			
Mersin (TR)																						
	1	25/10	28/10	2 085	2 085	0			0	68	0		4	T/P	33 057	53	646	15	1			
	1	8/5	14/5	4 858	4 858	0			0	58	0		0	T/P	21 538	245	461	15	12			
	1	22/2	25/2	5 143	5 143	24			2	70	2		0	T/P	38 672	402	646, 377	15	1			
	1	25/11	3/12	3 000	3 000	0			0	115	0		0	T/P	160 000	0	646	15	3			
METZ (F)																						
	1	26/10	28/10	5 828	5 365	218	463	101	6	125	12			P	10 179	0	574	8	1			
	1	9/2	12/2	890	890	26	0	0	1	60	2			P	6 043	0	574	8	2			
	1	9/2	12/2	2 009	2 009	338	0	0	7	160	22			P	18 131	0	574	8	3			
	1	29/9	9/10	19 475	19 475	1 654	0	0	17	591	75			P	129 236	0	574	8	27			
	2	12/11	14/11	1 075	1 075	108	0	0	2	67	7			T	2 108	0	574	8	2			
	1	17/11	19/11	948	948	0	0	0		83				P	4 373	0	9	8	3			
	1	9/3	10/3	464	464	48	0	0	3	63	4			T	698	0	168	8	4			
	1	24/1	26/1	2 139	2 139	48	0	0	2	67	3			T	2 423	0	574	8	10			
	1	7/4	9/4	666	666	0	0	0		97				P	5 044	0	371	8	2			
	1	17/3	20/3	3 590	3 590	90	0	0	2	122	3			P	11 104	0	574	8	13			
Mikkeli (SF)																						
	1	14/7	13/8	7 333	5 189		2 144		1	133		0		P	134 479		781	12	15			
MILANO (I)																						
	1	29/11	30/11	2 401	1 630	771	0		9	196	63			T	3 597	92	849		5,12			
	1	2/12	10/12	63 843	63 672	20 365	171	0	71	3 170	1 150	0	0	P	2 996 040	5 012	361	10	27			
	1	2/4	4/4	11 200	11 200	3 222	0	0	58	270	87	723	106	T/P	35 937	3 225	336	5	6			
	2x1	19/5	22/5	3 781	3 781	1 529	0	0	13	121	59	0	0	T	4 097	772	336	5	24			
	2x1	10/11	13/11	3 438	3 438	1 283	0	0	11	103	50	0	0	T	3 692	375	336	5	24			
	1	7/11	12/11	153 171	68 171	29 755	85 000	0	39	669	394	1 016	643	T/P	500 002	39 002	220	5	16			
	1	23/3	26/3	4 500	4 500	3 000	0	0	15	210	150	6	1	T/P	5 023	1 953	254	10	14			
	2	4/4	9/4	39 011	39 011	15 392	0	0	33	394	183	0	0	T/P	ERNAZIONALE DEL MOBILE		316	10	12			
	2x1	8/3	9/3	1 270	1 270	342	0	0	15	87	29	0	0	T	2 704	721	88	5	25			
	2x1	27/9	28/9	1 353	1 353	426	0	0	14	94	31	0	0	T	2 781	631	88	5	25			
	2	8/5	11/5	1 704	1 704	54	0	0	4	56	3	22	7	T	incl. in TUTTOFOOD		336	5	1,2,19			
	2x1	27/1	30/1	83 959	83 959	11 987	0	0	42	1 448	299	96	78	T	60 868	4 984	336	10	12,13,24,25			
	2x1	15/9	18/9	55 487	55 487	11 848	0	0	41	1 252	308	187	160	T	41 799	4 701	336	5	12,13,24,25			
	2	20/10	24/10	131 611	131 581	39 002	30	0	50	2 058	803	0	0	T	130 120	54 865	336	10	2,12			
	2	17/5	20/5	18 239	18 239	1 393	0	0	21	351	28	131	97	T	16 260	1 414	152	10	19			
	2x1	21/2	23/2	45 549	45 549	11 195	0	0	43	1 065	363	133	65	T	21 831	9 854	512	10	25			
	2x1	4/10	6/10	47 678	47 678	12 242	0	0	47	1 136	409	149	75	T	21 687	9 591	512	10	25			

(*) Please refer to each national definition given at the beginning of the report

2017 EVENTS BY CITY

	Interval/Year	Opening date	Closing date	Space					Exhibitors					Visitors/Visits (*)		Organizer	Auditor	Industry sector	
				Rented Space (sq.m)				Exhibitors with their own stands		Represented firms		Admission for Trade/Public	Total						
				Total	Halls		Open air		from... countries	Total	Foreign/International (*)		Total	Foreign/International (*)	Total				
	Total	Foreign/	Total	Foreign/		Total	International (*)	Total	International (*)		International (*)								
MILANO (I)																			
MADE IN STEEL	2	17/5	19/5	11 630	11 630	1 593	0	0	23	267	47	33	6	T	7 763	1 651	523	10	19
MADEEXPO MILANO ARCHITETTURA DESIGN EDILIZIA	2	8/3	11/3	53 744	53 744	6 035	0	0	32	830	132	201	96	T/P	83 617	7 127	316	10	5,7
MIA PHOTO FAIR	1	9/3	13/3	2 500	2 500	700	0	0	14	139	36	0	0	T/P	25 000	4 500	209	5	3
MIART FIERA INTERNAZIONALE D'ARTE MODERNA E CONTEMPORANEA	1	31/3	2/4	7 441	7 441	2 571	0	0	14	197	72	0	0	P	14 074	773	336	10	3
MIDO MOSTRA INTERNAZIONALE DI OTTICA, OPTOMETRIA E OFTALMOLOGIA	1	25/2	27/2	46 606	46 606	28 865	0	0	56	1 258	943	0	0	T	42 607	21 886	576	10	23
MILANO UNICA MODA IN TESSUTI E ACCESSORI	2x1	1/2	3/2	8 388	8 388	1 248	0	0	11	365	66	0	0	T	16 247	5 074	703	5	25
MILANO UNICA MODA IN TESSUTI E ACCESSORI	2x1	11/7	13/7	11 103	11 103	1 584	0	0	10	355	57	0	0	T	18 252	6 821	703	5	25
MILANO UNICA SHIRT AVENUE	2x1	1/2	3/2	1 521	1 521	312	0	0	5	28	9	0	0	T	UNICA MODA IN TESSUTI	69	5	25	
MILANO UNICA SHIRT AVENUE	2x1	11/7	13/7	1 658	1 658	273	0	0	3	27	9	0	0	T	UNICA MODA IN TESSUTI	69	5	25	
MILANO UNICA IDEABIELLA	2x1	1/2	3/2	4 973	4 973	488	0	0	3	69	12	0	0	T	UNICA MODA IN TESSUTI	420	5	25	
MILANO UNICA IDEABIELLA	2x1	11/7	13/7	5 109	5 109	566	0	0	3	70	13	0	0	T	UNICA MODA IN TESSUTI	420	5	25	
MIPEL MERCATO INTERNAZIONALE DELLA PELLETTERIA E ACCESSORIO MODA	2x1	17/9	20/9	8 464	8 464	2 042	0	0	22	280	83	0	0	T	10 358	3 548	33	10	24,25
MIPEL MOSTRA INTERNAZIONALE DELLA PELLETTERIA E ACCESSORIO MODA	2x1	12/2	15/2	7 892	7 892	1 384	0	0	17	253	51	0	0	T	7 962	3 837	33	10	24
MYPLANT & GARDEN	1	22/2	24/2	14 830	14 830	1 530	0	0	22	560	117	65	49	T/P	10 201	618	828	10	1
SALONE INTERNAZIONALE DEL COMPLEMENTO D'ARREDO	1	4/4	9/4	9 150	9 150	1 571	0	0	12	157	33	0	0	T/P	ERNAZIONALE DEL MOBILE	316	10	12	
SALONE INTERNAZIONALE DEL MOBILE	1	4/4	9/4	146 795	146 795	32 297	0	0	29	948	309	0	0	T/P	278 502	171 011	316	10	12
SALONE UFFICIO, BIENNALE INTERNAZIONALE DELL'AMBIENTE DEL LAVORO	2	4/4	9/4	9 579	9 579	2 152	0	0	19	82	31	0	0	T/P	ERNAZIONALE DEL MOBILE	316	10	12	
SI SPOSAITALIA COLLEZIONI	1	19/5	22/5	8 259	8 259	3 030	0	0	20	148	58	0	0	T	8 040	2 006	336	10	24,25
SICUREZZA	2	15/11	17/11	18 483	18 483	2 839	0	0	31	424	100	94	73	T	23 180	1 594	336	10	7,10,18,19
SIMAC SALONE INTERNAZIONALE DELLE MACCHINE E DELLE TECNOLOGIE PER LE INDUSTRIE CALZATURIERA E PELLETTERIA	1	21/2	23/2	10 748	10 748	1 402	0	0	15	162	37	20	4	T	4 923	2 375	87	10	19
SMAU ESPOSIZIONE INTERNAZIONALE DI INFORMATION & COMMUNICATIONSTECHNOLOGY	1	24/10	26/10	10 396	10 396	1 250	0	0	21	333	48	4	4	T	32 975	1 352	729	5	21
SUPER	2x1	25/2	27/2	1 195	1 195	336	0	0	18	113	31	0	0	T	5 101	829	638	10	25
SUPER	2x1	23/9	25/9	1 185	1 185	377	0	0	19	93	32	0	0	T	3 831	0	638	5	25
TANNING TECH SALONE INTERNAZIONALE DELLE MACCHINE E DELLE TECNOLOGIE PER L'INDUSTRIA CONCIARIA	1	21/2	23/2	6 192	6 192	514	0	0	10	96	17	10	3	T	incl. in SIMAC		87	10	29
THE ONE MILANO	2x1	24/2	27/2	13 420	13 420	5 389	0	0	19	207	77	23	12	T	10 851	6 557	577	5	24,25
THE ONE MILANO	2x1	22/9	25/9	1 675	1 675	467	0	0	8	73	14	0	0	T	2 243	1 187	577	5	24,25
THEMICAM	2x1	12/2	15/2	62 151	62 151	22 611	0	0	33	1 399	598	29	16	T	45 368	26 822	6	10	25
THEMICAM	2x1	17/9	20/9	63 202	63 202	23 483	0	0	37	1 416	622	40	28	T	48 163	28 624	6	10	25
TUTTOFOOD MILANO WORLD FOOD EXHIBITION	2	8/5	11/5	61 787	61 787	7 862	0	0	39	2 244	391	149	119	T	59 061	12 191	336	10	2
VISCOM ITALIA - MOSTRA CONVEGNO INTERNAZIONALE DI COMUNICAZIONE VISIVA	1	12/10	14/10	8 159	8 159	507	0	0	28	209	22	195	138	T	19 732	1 350	676	5	11
VITRUM 2017	2	3/10	6/10	13 320	13 320	2 321	0	0	21	226	105	19	12	T	7 386	3 519	833	5	19
WHITE MILANO COLLEZIONI ABBIGLIAMENTO E ACCESSORI DONNA	2x1	22/9	25/9	8 881	8 881	3 162	0	0	28	535	169	0	0	T	15 695	3 171	520	5	14,24,25
WHITE MILANO COLLEZIONI ABBIGLIAMENTO E ACCESSORI DONNA	2x1	25/2	27/2	8 537	8 537	2 856	0	0	30	513	156	0	0	T	11 879	1 901	520	5	14,24,25
WHITE MILANO PRESENTAZIONE DELLE COLLEZIONI UOMO E DONNA DI ABBIGLIAMENTO E ACCESSORI	2x1	14/1	16/1	4 912	4 912	2 126	0	0	24	268	100	0	0	T	5 023	1 227	520	5	14,24,25
WHITE MILANO PRESENTAZIONE DELLE COLLEZIONI UOMO E DONNA DI ABBIGLIAMENTO E ACCESSORI	2x1	17/6	19/6	4 563	4 563	1 858	0	0	27	243	106	0	0	T	3 128	878	520	5	14,24,25

(*) Please refer to each national definition given at the beginning of the report

2017 EVENTS BY CITY

	Interval Year	Opening date	Closing date	Space						Exhibitors						Visitors/Visits (*)		Organizer	Auditor	Industry sector	
				Rented Space (sq.m)						Exhibitors with their own stands			Represented firms			Admission for Trade/Public	Total				
				Total	Halls		Open air		from... countries	Total	Foreign/International (*)	Total	Foreign/International (*)	Total	Foreign/International (*)						
	Total	Foreign/	Total	Foreign/																	
Monaco (MC)																					
Artmonte-carlo	1	29/4	30/4	2 436	2 436		0	0	12	51	44			P	5 000	5 000	624		3		
Mons (BE)																					
C'est Bon C'est Wallon (Mons)	1	30/9	1/10	1 319	1 319	0	0	0	150	150	0	150	0	P	8 896	0	842		1		
MONTBELIARD (F)																					
FRANCE CE MONTBELIARD	1	4/5	4/5	240	240	4	0	0	1	43	1			T	291	0	168	8	4		
MONTICHIARI (I)																					
GOLOSITALIA	1	25/2	28/2	5 337	5 337	320	0	0	18	260	19	143	50	P	49 557	0	462	5	2		
ITALIAN DENTAL SHOW	2	19/10	21/10	23 000	23 000	6 000	0	0	23	239	59	0	0	T	14 800	2 100	150	5	22		
MONTLUCON (F)																					
CHINEXPO - MONTLUCON	1	12/3	12/3	4 097	4 097	0	0	0		161				T/P	2 665	0	587	8	3		
FOIRE DE MONTLUCON	1	7/10	15/10	16 894	7 869		9 025	0	7	299	7			T	72 715	0	587	8	27		
MONTPELLIER (F)																					
SITEVI	2	28/11	30/11	37 641	36 170	8 150	1 471	175	20	716	175			T	39 163	4 317	168	8	1		
ART MONTPELLIER	1	6/12	10/12	2 513	2 513	138	0	0	3	47	6			P	6 368	0	588	8	3		
CREATIVA - MONTPELLIER	1	19/1	22/1	2 057	2 057	129	0	0		128	15			P	13 543	0	14	7	3		
ENERGAIA - MONTPELLIER	1	13/12	14/12	2 048	2 048	108	0	0	5	115	8			T	3 719	164	588	8	10		
FOIRE INTERNATIONALE - MONTPELLIER	1	6/10	16/10	21 368	15 051	801	6 318	39	18	483	35			P	98 394	0	588	8	27		
FRANCE CE MONTPELLIER	1	28/9	29/9	586	586	11	0	0	2	87	2			T	757	0	168	8	4		
HYDROGAIA	1	17/5	18/5	1 047	1 047	24	0	0		105	4			T	1 767	166	588	7	10		
MAISON MANIA - MONTPELLIER	1	17/3	19/3	1 912	1 912	0	0	0		79				P	3 839	0	588	7	5		
OB'ART - MONTPELLIER	1	31/3	2/4	375	375	6	0	0	1	52	1			P	7 528	0	89	8	3		
RENDEZ-VOUS EN FRANCE	1	28/3	29/3	3 468	3 468	0	0	0	0	741	0			T	1 824	1 527	513	7	3		
SALON SANTE SOCIAL PARAMEDICAL - MONTPELLIER	1	18/11	18/11	235	235	18	0	0	1	24	2			P	1 473	0	508	8	8		
VINISUD	1	29/1	31/1	7 080	7 080	860	0	0	19	844	142			T	20 775	6 673	18	8	1		
Moscow (RU)																					
25 (48) International Fair Leather - Footwear - Fur - Technology	2x1	14/2	17/2	1 420	1 420	262	0	0	11	120	19	0	0	T	9 370	750	693		25		
26 (49) International Fair Leather - Footwear - Fur - Technology	2x1	29/8	1/9	1 036	1 036	115	0	0	9	103	11	0	0	T	8 880	720	693		25		
49 Federal Trade Fair for Apparel & Textile Textillegprom	2x1	29/8	1/9	19 252	19 252	6 003	0	0	34	1 273	451	24	3	T/P	25 350	2 030	692		25		
AgroFarm	1	7/2	9/2	7 014	7 014	4 503	0	0	30	398	197	29	3	T	9 502	475	779	13	1		
Agroprodmas 2017	1	9/10	13/10	24 581	24 506	10 332	75	9	37	808	358	0	0	T	24 192	2 177	287	13	2		
Analitika Expo	1	11/4	13/4	4 357	4 357	1 105	0	0	19	238	68	3	0	T	6 069	205	463		18		
Apparel Textile Salon	2x1	29/8	1/9	2 219	2 219	362	0	0	10	156	74	44	19	T	7 511	1 159	774		25		
Apparel Textile Salon	2x1	14/2	17/2	2 200	2 200	447	0	0	8	33	33	35	15	T	6 547	1 203	774		25		
Apteka	1	4/12	7/12	1 072	1 072	149	0	0	13	164	15	11	1	T	9 120	547	264		22		
Aquatherm Moscow	1	7/2	10/2	18 892	18 892	7 789	0	0	30	711	363	28	0	T	28 308	1 361	463		5		
ARCH Moscow	1	24/5	28/5	2 111	2 111	152	0	0	13	135	16	135	0	T	22 200	5 700	296		5		
ARMY-2017	2	22/8	27/8	48 492	32 840	1 980	15 652	264	20	1 271	98	72	4	T/P	562 974	3 903	419	13	7		
BUYBRAND Expo	1	27/9	29/9	2 750	2 750	611	0	0	4	218	41	12	1	T/P	5 069	253	250	13	4		
Cabex	1	21/3	23/3	2 291	2 291	350	0	0	8	131	24	24		T	4 293	266	463		18		
Care Mother & Child - 2017	1	27/9	29/9	945	945	460	0	0	17	124	40	1	1	T	3 708	111	543	13	22		
CJF - Child and Junior Fashion 2017. Autumn	2x1	26/9	29/9	7 798	7 798	1 746	0	0	26	417	78	1	0	T	13 760	550	287	13	13		
CJF - Child and Junior Fashion 2017. Spring	2x1	20/2	24/2	6 501	6 501	1 600	0	0	21	327	71	3	0	T	12 040	1 570	287	13	13		
Climate World	1	28/2	3/3	8 720	8 720	3 140	0	0	26	280	99	19	2	T	23 365	2 670	264		5		
Composite-Expo. Polyurethanex	1	28/2	2/3	3 147	3 147	1 169	0	0	19	204	78	50	9	T	9 280	320	580		17		
Construction Materials	1	24/1	27/1	3 375	3 375	675	0	0	14	230	50	25	5	T	12 500	1 500	294		5		
CranExpo	1	19/4	21/4	506	506	165	0	0	5	42	12	27	4	T	467	9	260	13	5		
Dacha. Garden. Landscape. Small Mechanization	1	15/3	19/3	1 245	1 245	80	0	0	12	219	13	37	0	T/P	17 680	0	618	13	3		
Design & Reklama	1	11/4	14/4	1 675	1 675	22	0	0	3	113	2	2	0	T	7 667	0	296		4		
Elektro2017	1	17/4	20/4	8 382	8 382	5 268	0	0	23	308	126	4	0	T	17 060	800	287	13	18		
Expo 1520	2	30/8	2/9	9 631	4 612	1 659	5 019	382	17	237	73	12	6	T/P	11 030	110	132	13	26		
FastTec	1	24/10	26/10	183	183	173	0	0	2	21	19	3	3	T	355	21	463		5		
FLOWERS	1	23/8	25/8	5 289	5 289	389	0	0	10	258	19	0	0	T/P	17 538	0	779		3		

(*) Please refer to each national definition given at the beginning of the report

2017 EVENTS BY CITY

	Interval Year	Opening date	Closing date	Space					Exhibitors					Visitors/Visits (*)		Organizer	Auditor	Industry sector	
				Rented Space (sq.m)					Exhibitors with their own stands		Represented firms		Admission for Trade/Public	Total					
				Total	Halls		Open air		from ... countries	Total	Foreign/ International (*)	Total		Foreign/ International (*)	Total				
					Total	Foreign/	Total	Foreign/					Total						
Moscow (RU)																			
FlowersExpo	1	12/9	14/9	5 146	5 146	2 877	0	0	24	393	230	9	3	T	10 360	1 040	386		2
Green Chemistry 2017	1	23/10	26/10	n Khimia 2017										T			287		17
Healthy lifestyle 2017	1	4/12	8/12	3 742	3 742	1 415	0	0	23	236	91	1	0	T	16 500	1 320	287	13	22
Heat Treatment - 2017	1	18/9	20/9	1 236	1 236	570	0	0	16	96	44	14	2	T	2 250	50	580	13	19
Home Textile Salon	2x1	14/2	17/2	1 890	1 890	379	0	0	8	99	23	26	9	T	5 974	951	774		25
Home Textile Salon	2x1	29/8	1/9	2 211	2 211	408	0	0	11	136	55	37	14	T	7 249	1 012	774		25
Hunting and Fishing in Russia	2x1	22/2	26/2	12 959	12 959	578	0	0	15	867	35	21	0	T	55 400	1 110	290	13	3
Hunting and Fishing in Russia	2x1	14/9	17/9	6 521	6 521	377	0	0	6	23	23	0	0	T/P	22 504	721	290		3
Ingredients Russia	1	28/2	3/3	1 619	1 619	855	0	0	10	151	91	14	1	T	6 803	179	463		2
Inlegmash 2017	1	20/2	22/2	1 305	1 305	810	0	0	18	126	95	0	0	T	4 427	265	287		25
Interlakokraska 2017	1	28/2	3/3	3 402	3 402	1 349	0	0	29	224	106	5	0	T	10 730	970	287	13	17
International Aviation and Space Salon MAKS	2	18/7	23/7	98 118	23 673	4 000	74 445	88	28	705	169	78	6	T/P	356 440	24 950	102	13	20
Interpolitex	1	17/10	21/10	11 367	11 367	167	0	0	16	470	60	0	0	T	22 000	2 000	118		7
Khimia 2017	1	23/10	26/10	6 632	6 594	3 040	38	0	23	419	213	1	1	T	14 720	880	287	13	17
LeShow	1	29/5	31/5	4 446	4 446	2 790	0	0	12	115	72	0	0	T	2 169	174	793	13	25
Mashex Moscow	1	24/10	26/10	341	341	4	0	0	2	35	1	15	1	T	1 856	52	463		19
Mebel 2017	1	20/11	24/11	33 522	33 522	4 591	0	0	28	817	176	0	0	T	40 671	2 798	287		12
Metal - Expo 2016	1	14/11	17/11	13 684	13 684	4 145	0	0	34	494	218	28	7	T	21 274	2 127	573	13	19
Metalloobrabotka 2017	1	15/5	19/5	39 513	38 497	13 000	1 016	217	33	1 042	528	71	71	T	31 262	1 590	287		19
Mir Detsva 2017	1	26/9	29/9	16 785	16 233	3 245	552	408	30	576	181	2	0	T	20 020	600	287	13	13
Mir Stekla 2017	1	5/6	8/6	3 555	3 555	1 701	0	0	20	183	111	0	0	T	6 928	624	287		5
MITT	1	14/3	16/3	14 693	14 669	10 502	24	24	74	1 972	1 251	48	22	T	23 047	2 535	463	13	3
MosBuild/WorldBuild Moscow	1	4/4	7/4	34 619	33 749	11 320	870		36	1 145	463	17	16	T	64 490	3 728	463		5
Moscow Boat Show	1	8/3	11/3	5 045	4 045	1 020	1 000		12	201	29	0	0	T/P	15 792	802	189		26
Moscow International Tool Expo MITEX	1	7/11	10/11	8 384	8 384	3 713	0		19	409	252	14	2	T	8 620	517	264	13	19
MVC: Cereals - Mixed Feed - Veterinary	1	31/1	2/2	10 564	10 564	3 565	0	0	27	407	120	20	4	T	5 501	660	531	13	1
Navitech 2017	1	25/4	28/4	643	643	66	0	0	6	50	6	0	0	T	6 145	279	287		19
Neftegaz 2017	1	17/4	20/4	14 137	13 212	3 750	925	301	26	581	225	4	3	T	19 432	734	287		9
non/fiction	1	29/11	3/12	2 050	2 050	171	0	0	26	335	25	0	0	T/P	34 884	5 233	296		4
Obuv. Mir Kozhi 2017. Autumn	2x1	24/10	27/10	4 654	4 654	3 918	0	0	12	218	177	0	0	T	5 420	430	287	13	25
Obuv. Mir Kozhi 2017. Spring	2x1	21/3	24/3	4 399	4 399	3 929	0	0	10	184	156	1	0	T	5 430	490	287	13	25
OTDYKH LEISURE	1	19/9	21/9	4 386	4 386	2 512	0	0	44	861	385	37	5	T	16 308	815	264	13	3
PCVExpo	1	24/10	26/10	2 106	2 106	964	0	0	10	157	77	11	2	T	3 504	142	463		19
Pharmtech & Ingredients	1	21/11	24/11	8 324	8 324	3 913	0	0	30	380	198	21	7	T	7 546	422	463		22
Photonics. World of Lasers and Optics 2017	1	28/2	3/3	1 995	1 995	383	0	0	10	171	38	0	0	T	6 657	148	287		19
Plastics Industry Show 2017	1	23/10	26/10	n Khimia 2017										T			287		17
Prodexpo 2017	1	6/2	10/2	44 899	44 877	9 672	22	10	58	2 188	645	6	5	T	61 352	6 135	287	13	2
Reklama 2017	1	26/9	29/9	4 181	4 169	253	12	0	11	213	44	0	0	T	13 322	357	287		4
RosUpack	1	20/6	23/6	11 597	11 597	2 864	0	0	31	603	179	18	2	T	20 457	1 198	463		11
Russian Antique Salon	2x1	25/3	2/4	3 185	3 185	200	0	0	7	210	10	0	0	T	23 095	0	296		3
Russian Elevator Week	2	25/4	27/4	4 063	4 063	2 138	0	0	18	161	94	22	4	T	4 896	539	779	13	5
Safety and Protection of Labour	1	12/12	15/12	6 933	6 933	1 687	0	0	22	359	110	5	1	T	10 681	320	82	13	7
Securika / MIPS	1	21/3	24/3	10 891	10 891	2 378	0	0	22	405	123	7	0	T	18 678	740	463		7
SN PRO EXPO FORUM	1	28/10	29/10	3 579	3 579	1 247	0	0	18	207	88	0	0	T/P	29 620	2 370	730	13	22
STL. Systems for transport & logistics2017	1	25/4	28/4	69	69	2	0	0	2	13	1	0	0	T	2 041	52	287		26
Sviaz 2017	1	25/4	28/4	7 436	7 320	2 115	116	0	22	332	149	0	0	T	11 733	569	287		21
TechnoForum 2017	1	23/10	26/10	1 804	1 804	409	0	0	13	104	33	2	0	T	10 250	200	287	13	19
Tires & rubber 2017	1	24/4	27/4	1 860	1 860	1 169	0	0	16	136	89	0	0	T	4 302	300	287		17
TransRussia/TransLogistica	1	18/4	20/4	7 759	7 759	3 332	0	0	27	345	181	6	1	T	14 745	1 475	463	13	26
Weldex	1	10/10	13/10	4 107	4 107	1 329	0	0	13	176	51	16	2	T	5 330	155	463		19
Woodex	2	14/11	17/11	10 878	10 878	7 024	0	0	30	372	256	22	6	T	9 047	452	463	13	1
WorldFood Moscow	1	11/9	14/9	21 788	21 788	12 703	0	0	62	1 516	972	36	8	T	29 859	3 204	463		2
Zdravookhraniye 2017	1	4/12	8/12	10 903	10 903	3 378	0	0	27	653	218	3	0	T	28 160	1 690	287	13	22
MIOGE	2	27/6	30/6	11 853	11 853	5 069	0	0	29	448	205	39	13	T	10 796	689	463		9

(*) Please refer to each national definition given at the beginning of the report

2017 EVENTS BY CITY

	Interval Year	Opening date	Closing date	Space					Exhibitors					Visitors/Visits (*)			Organizer	Auditor	Industry sector	
				Rented Space (sq.m)					Exhibitors with their own stands			Represented firms		Admission for Trade/Public	Total					
				Total	Halls		Open air		from ... countries	Total	Foreign/ International (*)	Total	Foreign/ International (*)		Total	Foreign/ International (*)				
					Total	Foreign/	Total	Foreign/						Total						
Muğla (TR)																				
	1	12/4	15/4	4 000	4 000	0		0	59	0		0	T/P	51 595	820	533	15	1		
	1	29/3	1/4	1 750	1 750	0		0	41	0		0	T/P	11 540	385	533	15	2		
	1	9/3	12/3	3 325	3 325	0		0	39	0		0	T/P	21 362	0	291	15	5		
	1	2/3	5/3	4 528	4 528	0		0	18	0		6	T/P	95 211	0	291	15	1		
	1	8/3	11/3	2 200	2 200	0		0	35	0		0	T/P	12 840	930	533	15	2		
	1	15/3	18/3	2 300	2 300	0		0	30	0		0	T/P	8 952	785	533	15	2		
	1	14/6	18/6	4 750	4 750	0		11	33	0		17	T/P	7 238	328	829	15	3		
MULHOUSE (F)																				
	1	3/2	5/2	3 234	3 234	397	0	0	10	203	34		P	20 333	0	593	8	27		
	1	24/2	26/2	10 663	7 063	0	3 600	0		39			P			593	8	3		
	1	19/5	28/5	11 763	6 312	291	5 451	34	12	358	23		P	52 475	149	593	8	27		
	1	14/6	15/6	1 613	1 613	66	0	0	3	165	5		T	3 429	90	593	8	19		
	1	5/10	15/10	8 218	6 910	99	1 308	0	3	282	7		P	123 081	0	593	8	27		
	1	10/3	12/3	3 910	3 910	86	0	0	1	106	2		P			593	8	1		
München (D)																				
	2	16/1	21/1	122 936	122 906	28 252	30		45	2 090	714		T	250 358	80 781	563	9	5		
	4	11/9	15/9	105 585	105 585	61 965	0		80	1 750	1 243		T	77 603	51 608	563	9	2		
	1	17/10	19/10	7 805	7 805	2 201	0		20	267	115		T	4 227	1 336	594	9	26		
	1	4/10	6/10	38 286	38 286	8 255	0		35	2 003	489		T	36 709	11 142	563	9	5		
	1	22/2	26/2	31 093	31 093	6 581	0		70	1 274	539		P	141 119	2 822	563	9	3		
	1	18/2	21/2	24 902	24 902	7 333	0		39	974	445		T	27 674	8 829	563	9	25		
	1	8/3	14/3	33 329	33 329	4 575	0		37	1 036	192	12	T/P	125 972	2 295	365	9	19		
	1	31/5	2/6	40 071	40 071	21 292	0		51	1 091	649		T	38 986	19 359	351	9	9		
	1	5/2	8/2	102 882	102 882	82 573	0		58	2 675	2 373		T	86 849	58 659	563	9	3		
	2	26/6	29/6	25 189	25 189	9 778	0		42	1 294	802	1	T	32 700	18 965	563	9	19,22		
	1	29/3	30/3	1 584	1 584	654	0		18	154	78		T	2 585	1 322	563	9	18		
	1	28/1	30/1	24 890	24 890	8 011	0		35	557	285		T	27 277	8 112	365	9	23		
	2	14/11	17/11	48 351	48 351	18 614	0		43	1 560	776	21	11	T	44 987	25 729	563	9	18,19	
	2	9/5	12/5	69 097	60 266	24 619	8 831	3 233	62	2 162	1 137		T	60 726	26 651	563	9	26		
Namen (BE)																				
	1	9/11	19/11	4 449	4 449	1 619	0	0	7	116	49		P	21 533	189	224		3,12		
	1	14/1	22/1	4 213	4 213	159	0	0	3	153	7		P	14 294	19	224		3,5,10		
	1	24/3	27/3	5 229	5 229	476	0	0	8	188	20		P	14 574	105	224		3,5,10		
	1	19/10	22/10	2 980	2 980	140	0	0	2	104	3		P	10 000	36	224		3,5,10		
	2	29/1	31/1	4 763	4 763	194	0	0	5	208	10		T	10 513	188	224		2		
	2	9/3	10/3	5 086	5 086	455	0	0	5	186	21		T	5 279	141	224		22		

(*) Please refer to each national definition given at the beginning of the report

2017 EVENTS BY CITY

	Interval/Year	Opening date	Closing date	Space					Exhibitors					Visitors/Visits (*)		Organizer	Auditor	Industry sector	
				Rented Space (sq.m)					Exhibitors with their own stands		Represented firms		Admission for Trade/Public	Total	Foreign/International (*)				
				Total	Halls		Open air		from... countries	Total	Foreign/International (*)	Total							Foreign/International (*)
	Total	Foreign/	Total	Foreign/															
NANCY (F)																			
FOIRE INTERNATIONALE - NANCY	1	2/6	12/6	21 584	11 066	620	10 518	126	17	477	33			P	87 918	0	385	8	27
FRANCE CE NANCY	1	14/9	14/9	384	384	28	0	0	4	64	7			T	299	0	168	8	4
HABITAT DECO & ANTIQUAIRES ET ART CONTEMPORAIN - NANCY	1	2/3	6/3	6 303	5 801	55	502	0	2	233	2			P	20 230	0	385	8	13
MARIAGE - NANCY	1	3/11	5/11	496	496	0	0	0		45				P	4 158	0	9	8	3
SALON DES VIGNERONS INDEPENDANTS DE BORDEAUX ET D'AQUITAINE - NANCY	1	31/3	2/4	294	294	0	0	0		49				P	2 177	0	830	8	2
VINS ET GASTRONOMIE - NANCY	1	15/12	17/12	405	405	0	0	0		40				P	1 341	0	371	8	2
NANTES (F)																			
CREATIVA - NANTES	1	2/11	5/11	3 161	3 161	141	0	0	7	176	11			P	22 970	0	294	8	3
DISGROUP	1	5/10	6/10	720	720	63	0	0	4	80	7			T	144	0	366	8	2
FOIRE INTERNATIONALE - NANTES	1	8/4	17/4	30 542	14 724	486	15 818	16	15	551	22			P	75 076	0	294	8	27
FRANCE CE NANTES	2x1	28/3	29/3	1 140	1 140	3	0	0	1	178	1			T	1 618	0	168	8	4
FRANCE CE NANTES	2x1	27/9	28/9	828	828	3	0	0	1	129	1			T	1 357	0	168	8	4
HABITAT DECO - NANTES	1	10/11	12/11	6 879	6 879	0	0	0		349				P	18 763	0	294	8	13
NANTES IMMO ATLANTIQUE	1	10/3	12/3	852	852	0	0	0		57				P	2 400	0	400	7	15
POUR L'AMOUR DU FIL - NANTES	1	19/4	23/4	957	957	200	0	0	11	110	24			P	8 620	0	14	7	3
RECEPTION & MARIAGE - NANTES	1	10/11	12/11	1 759	1 759	0	0	0		127				P	5 490	0	294	8	3
VEHICULES DE LOISIRS NEUFS - NANTES	1	13/10	16/10	16 552	0	0	16 552	0		12				P	4 580	0	294	8	26
VINS ET GASTRONOMIE - NANTES	1	17/11	20/11	2 212	2 212	0	0	0		187				P	15 844	0	371	8	2
ART TO PLAY - NANTES	1	17/11	19/11	1 988	1 918	180	70	0	3	66	4			P	34 146	0	294	8	3
BIOGAZ EUROPE	1	25/1	26/1	1 977	1 977	497	0	0		228	72			T	2 329	90	112	7	10
MOBILIER - NANTES	1	5/2	7/2	4 126	4 126	1 999	0	0	6	61	26			T	1 596	141	294	8	13
NAONED MARKET - NANTES	1	12/5	14/5	7 029	6 622	0	407	0		111				P	7 311	0	294	8	27
PECHE EN MER - NANTES	1	3/3	5/3	3 812	3 812	80	0	0	3	93	4			P	12 218	0	294	8	3
PUCES AUTOS-MOTOS - NANTES	1	8/1	8/1	3 144	3 144	0	0	0		200				P	8 692	0	507	7	26
SALON DU VEGETAL	1	20/6	22/6	6 194	4 870	1 413	1 324	0	14	502	126			T	10 227	1 895	131	8	1
SALON ZEN ET BIO - NANTES	1	6/10	8/10	1 844	1 844	85	0	0		209	9			P	18 195	0	751	7	27
SIT NANTES	1	3/2	5/2	2 722	2 722	54	0	0	1	496	7			P	31 517	0	28	8	3
NAPOLI (I)																			
ENERGYMED	1	30/3	1/4	3 500	3 300	112	200	0	88	90	2	50	15	T/P	20 000	160	50	5	9
FIERA DELLA CASA	1	9/6	18/6	8 370	7 448	22	922	48	4	156	4	13	4	T/P	84 801	8 480	589	5	27
NAUTICSUD	1	18/2	26/2	50 000	26 000		24 000			181	196	15	0	T/P	82 000	3 000	53	5	26
VEBO	1	6/10	9/10	10 500	10 500	15	0	0	230	245	15	230	15	T/P	24 770	321	823	5	13
NEVERS (F)																			
FOIRE EXPOSITION - NEVERS	1	11/3	19/3	7 140	4 761	103	2 379	0	6	251	8			P	56 115	0	605	8	27
HABITAT & CADRE DE VIE - NEVERS	1	3/11	5/11	1 449	1 439	0	10	0		104				P	6 140	0	605	8	13
LE MARCHE GOURMAND - NEVERS	1	11/11	12/11	276	276	0	0	0		35				P	6 605	0	605	8	2
SENIORS - NEVERS	1	11/11	12/11	786	751	0	35	0		58				P	6 605	0	605	8	3
NICE (F)																			
BISOU - NICE	1	14/1	16/1	3 636	3 636	624	0	0		202	32			T	12 887	0	617	7	13
FOIRE INTERNATIONALE - NICE	1	4/3	13/3	16 568	9 882	853	6 686	0	15	438	44			P	83 053	184	604	8	27
MARIONS-NOUS - NICE	1	7/10	8/10	1 142	1 142	0	0	0		139				P	7 305	0	506	7	3
VINS DES VIGNERONS INDEPENDANTS - NICE	1	7/4	9/4	880	880	0	0	0		145				P	5 969	0	831	8	2
BIONAZUR	1	16/6	18/6	662	662	72	0	0	5	69	6			P	12 239	0	604	8	2
FRANCE CE NICE	1	28/3	28/3	463	463	12	0	0	2	89	2			T	371	0	168	8	4
Nigde (TR)																			
Nigde Agricultural 2017	1	13/9	17/9	8 000	8 000	0				92	0		0	T/P	83 250	0	91	15	1
Nigde Book Fair	1	28/4	7/5	2 400	2 400	0				63	0		0	T/P	55 824	0	820	15	3
NIMES (F)																			
ANTIQUAIRES - NIMES	1	30/11	3/12	762	762	36	0	0	1	45	1			P	2 985	0	144	8	3
BIJOUTIFUL - NIMES	1	31/3	3/4	561	561	0	0	0		66				P	5 181	0	144	8	25
FOIRE EXPOSITION - NIMES	1	24/2	27/2	5 584	5 584	0	0	0		211				P	29 145	0	297	7	27
NIMAGINE - NIMES	1	4/11	12/11	1 536	1 536	0	0	0		146				P	19 430	0	144	8	3
SALON SESAME - NIMES	1	10/3	13/3	1 332	1 332	57	0	0		182	6			P	11 609	0	382	7	22

(*) Please refer to each national definition given at the beginning of the report

2017 EVENTS BY CITY		Interval Year	Opening date	Closing date	Space					Exhibitors					Visitors/Visits (*)		Organizer	Auditor	Industry sector	
					Rented Space (sq.m)					Exhibitors with their own stands		Represented firms		Admission for Trade/Public	Total					
					Total	Halls		Open air		from... countries	Total	Foreign/International (*)	Total		Foreign/International (*)	Total				Foreign/International (*)
						Total	Foreign/	Total	Foreign/					Total						
NIORT (F)																				
	ENSEIGNEMENT SUPERIEUR ET METIERS - NIORT	1	18/11	18/11	270	270	0	0	0		55				P	3 802	0	508	8	8
	FRANCE CE NIORT	2x1	11/4	11/4	390	390	0	0	0		68	0			T	270	0	168	8	4
Nizhny Novgorod (RU)																				
	International Business Summit	1	14/9	16/9	6 653	2 817	97	3 836	154	5	107	16	4	0	T/P	12 000	180	606		19
	Great Rivers/ICEF	1	16/5	19/5	1 431	854	22	577	0	5	94	4	0	0	T	9 125	115	606		10
	Russian Architecture And Construction Forum	1	16/5	19/5	1 566	1 090	186	476	31	10	107	10	0	0	T/P	incl. in Great Rivers		606		5
Novokuznetsk (RU)																				
	Ugol Rossii and Mining 2017	1	6/6	9/6	14 541	6 442	1 492	8 099	1 209	24	614	132	0	0	T	32 512	1 235	493		9
Novosibirsk (RU)																				
	SibBuild/WorldBuild Siberia	1	14/2	17/2	2 193	2 193	109	0	0	8	184	11	36	0	T	7 697	94	464		5
	SITT 2017	1	13/4	15/4	259	259	77	0	0	6	82	13	0	0	T	1 138	13	464		3
Nürnberg (D)																				
	ALTENPFLEGE -The Care Fair	2	25/4	27/4	18 315	18 315	1 021	0		17	652	57			T	26 767	856	304	9	22
	AUTOMOTIVE ENGINEERING EXPO - Car Body Process Chain - from concept to final assembly	2	30/5	31/5	1 950	1 950	369	0		7	97	17			T	1 202	271	610	9	16
	BIOFACH + VIVANESS - World's Leading Trade Fair for Organic Food / International Trade Fair for Natural Personal Care	1	15/2	18/2	43 524	43 524	24 846	0		88	2 793	1 971			T	51 453	26 146	610	9	2,22
	CO-REACH - The trade fair for dialog marketing Print.Online.Crossmedia	1	21/6	22/6	3 910	3 910	189	0		7	237	15			T	4 676	308	610	9	21
	eltec - Trade fair for electrical and power engineering embedded world	2	11/1	13/1	8 153	8 153	120	0		5	225	7			T	10 785	90	365	9	18
	Enforce Tac - International Exhibition & Conference - Law Enforcement, Security and Tactical Solutions	1	14/3	16/3	25 698	25 698	10 103	0		39	1 016	548			T	30 017	11 529	610	9	18
	European Coatings Show - + ADHESIVES - SEALANTS - CONSTRUCTION CHEMICALS	2	1/3	2/3	3 692	3 692	1 289	0		24	214	106			T	3 810	1 637	610	9	21
	FeuerTRUTZ - Trade Fair with Congress for Preventive Fire Protection	2	4/4	6/4	39 896	39 896	22 021	0		40	1 135	772			T	30 198	19 254	610	9	17
	HOGA Nürnberg - Trade Fair for Gastronomy, Hotel and Catering	1	22/2	23/2	4 820	4 820	520	0		14	275	37			T	7 108	397	610	9	19
	Insights-X - The trade fair for paper, office supplies and stationery	2	15/1	17/1	20 611	20 611	1 418	0		16	673	92	19	4	T	22 434		22	9	2
	it-sa - The IT Security Expo and Congress	1	5/10	8/10	10 562	10 562	5 142	0		41	301	168			T	5 350	2 521	610	9	11
	IWA OutdoorClassics	1	10/10	12/10	9 820	9 820	1 618	0		24	630	177			T	12 780	869	610	9	7
	Kommunale - National Trade Fair and Congress	1	3/3	6/3	54 337	54 231	37 716	106	106	56	1 504	1 191			T	49 253	28 846	610	9	3
	PCIM Europe - International Exhibition and Conference for Power Electronics, Intelligent Motion, Renewable Energy and Energy Management	2	18/10	19/10	6 391	6 391	391	0		11	357	25			T	4 307	37	610	9	10
	POWTECH - Leading Trade Fair for Processing, Analysis, and Handling of Powder and Bulk Solids	1	16/5	18/5	12 959	12 959	5 121	0		30	465	247	81	64	T	10 836	4 470	550	9	18
	SENSOR+TEST - International Trade Fair for Sensors, Measuring and Testing Technologies with concurrent Conferences	1	26/9	28/9	26 427	26 427	8 401	0		29	835	324			T	14 066	5 640	610	9	17,22
	SMT Hybrid Packaging - International Exhibition and Conference for System Integration in Micro Electronics	1	30/5	1/6	9 069	9 069	2 614	0		29	569	210			T	8 112	2 255	44	9	19
	Spielwarenmesse	1	16/5	18/5	12 458	12 458	2 206	0		28	419	146	33	24	T	15 156	4 395	549	9	18
	SPS IPC Drives - International Exhibition for Electric Automation - Systems and Components	1	1/2	6/2	110 113	110 113	62 300	0		63	2 871	2 124			T	72 885	44 032	752	9	3
	Werkstätten.Messe - Exhibition of workshops for persons with disabilities and trade fair for vocational education	1	28/11	30/11	77 343	77 343	12 949	0		45	1 675	556	222	88	T	70 264	19 128	549	9	18
	Offenbach (D)	1	29/3	1/4	5 773	5 773	203	0		5	178	5			T/P	13 841	84	610	9	27
Offenbach (D)																				
	I.L.M - Intern. Leather Goods Fair - Summer Styles	1	2/9	4/9	12 844	12 844	6 147	0		22	277	151			T	5 036	1 275	564	9	25
	I.L.M - Intern. Leather Goods Fair - Winter Styles	1	4/3	6/3	13 087	13 087	5 963	0		23	294	153			T	5 654	1 594	564	9	25

(*) Please refer to each national definition given at the beginning of the report

2017 EVENTS BY CITY

	Interval/Year	Opening date	Closing date	Space					Exhibitors				Visitors/Visits (*)		Organizer	Auditor	Industry sector		
				Rented Space (sq.m)					Exhibitors with their own stands		Represented firms		Admission for Trade/Public	Total					
				Total	Halls		Open air		from... countries	Total	Foreign/International (*)	Total		Foreign/International (*)					Total
	Total	Foreign/	Total	Foreign/															
Offenburg (D)																			
Badische Weinmesse - Regional Wine Exhibition	1	6/5	7/5	1 201	1 201	6	0		2	117	1			P	5 362	107	565	9	27
OBERRHEIN MESSE Offenburg - Consumer Goods Fair	1	30/9	8/10	19 251	9 708	702	9 543	95	12	481	32			P	70 224		565	9	27
Ommen (NL)																			
Summer Fair	1	2/6	5/6	1 044	1 044					88				P	10 777		224		3
ORANGE (F)																			
PRINCE D'ORANGE - MARCHE DE L'HISTOIRE - ORANGE	1	15/4	16/4	1 386	1 386	659	0	0		89	25			P	1 958	0	175	7	3
Ordu (TR)																			
17. Euxine Sea (Black Sea) Industry and Trade Fair	1	30/6	4/7	1 000	1 000	0			0	28	0		0	T/P	116 000	17 400	235	15	27
3. Food, agriculture and livestock	1	30/6	4/7	770	770	0			0	21	0		0	T/P	116 000	17 400	235	15	2
Ordu 9. Construction decoration products and natural gas specialty exhibition	1	30/6	4/7	1 000	1 000	0			0	37	0		0	T/P	116 000	17 400	235	15	5
ORLEANS (F)																			
ANTIQUITES - ORLEANS	1	10/3	13/3	2 083	2 083	72	0	0	3	107	3			P	4 324	0	620	8	3
FOIRE EXPOSITION - ORLEANS	1	31/3	9/4	14 979	8 316	90	6 663	25	5	376	6			P	55 762	0	620	8	27
FRANCE CE ORLEANS	1	19/10	19/10	346	346	0	0	0	0	62	0			T	389	0	168	8	4
GASTRONOMIE ET VINS - ORLEANS	1	24/11	27/11	2 872	2 872	18	0	0	1	204	1			P	21 010	0	620	8	2
HABITAT & DECORATION - ORLEANS	1	29/9	2/10	5 281	4 945	25	336	0	1	259	1			P	14 123	0	620	8	13
TERRE NATURELLE - ORLEANS	1	14/10	16/10	898	898	63	0	0	2	119	2			P	5 121	0	620	8	3
VINS DE FRANCE - ORLEANS	1	24/2	26/2	788	788	0	0	0		95				P	4 040	0	148	7	2
Osmaniye (TR)																			
Osmaniye Book Fair	1	8/12	17/12	2 550	2 550	0			0	47	0		0	T/P	80 000	0	820	15	3
Ostróda (PL)																			
Auto Moto Arena	1	25/2	26/2	5 800	5 800	0	0	0	1	29	0	n.a.	n.a.	P	10 140	n.a.	293	4	16
AMIA	1	5/9	8/9	295	235	0	60	0	1	13	0			P	incl. in MTM		293	4	12
BeautySpaFashion	1	18/11	19/11	262	262	0	0	0	1	19	0			P		incl. in VITAL	293	4	3
Beer Festival	1	19/8	20/8	837	334	0	503	0	1	44	0	n.a.	n.a.	P	2 300	n.a.	293	4	2
Easter Festival	1	8/4	9/4	403	403	0	0	0	1	35	0	n.a.	n.a.	P	2 226	n.a.	293	4	27
Energy Expo	1	29/11	30/11	399	399	6	0	0	1	32	1	n.a.	n.a.	T	516	n.a.	293	4	9
Fabulous Santa Claus	1	2/12	3/12	1 770	1 770	0	0	0	1	56	0	n.a.	n.a.	P	14 879	n.a.	293	4	27
Fantasmazuria	1	16/6	18/6	426	347	0	79	0	1	45	0	n.a.	n.a.	P	2 408	9	293	4	3
Green Arena spring	2x1	18/3	19/3	758	699	0	59	0	1	87	0			P	incl. in Your Home		293	4	3
Green Arena autumn	2x1	13/10	15/10	836	806	0	30	0	1	73	0			P	incl. in HUBERTUS		293	4	3
HUBERTUS ARENA	1	13/10	15/10	1 990	1 990	73	0	0	3	116	4	n.a.	n.a.	P	11 012	4	293	4	3
JOB Fair	1	21/11	21/11	108	108	0	0	0	1	12	0	n.a.	n.a.	T/P	425	n.a.	293	4	8
Mazury Horeca	1	25/4	26/4	1 695	573	0	1 122	0	2	100	2	n.a.	n.a.	P	1 453	n.a.	293	4	2
MTM	1	5/9	8/9	3 594	3 594	0	0	0	4	59	7	n.a.	n.a.	T	4 803	50	293	4	12
Prodefense	1	1/6	4/6	13 321	9 510	54	3 811	0	4	119	3	n.a.	n.a.	T/P	26 653	n.a.	293	4	3
Road Industry	1	2/10	3/10	780	780	0	0	0	1	25	0	n.a.	n.a.	T	600	n.a.	293	4	5
Secure Mazuria	1	8/6	9/6	978	978	0	0	0	1	17	0	n.a.	n.a.	P	565	n.a.	293	4	8
Sweet and Taste	1	22/4	23/4	296	0	0	296	0	1	38	0	n.a.	n.a.	P	1 272	n.a.	293	4	2
Thousand Lakes	1	1/7	2/7	152	152	0	0	0	1	30	0	n.a.	n.a.	P	1 476	n.a.	293	4	27
Tuning Show MotoHusaria	1	15/7	16/7	51	24	0	27	0	1	4	0	n.a.	n.a.	T/P	3 938	n.a.	293	4	16
Vital Sport	1	18/11	19/11	1 160	1 160	0	0	0	1	34	0	n.a.	n.a.	P	2 014	n.a.	293	4	3
Wedding	1	18/11	19/11	170	170	0	0	0	1	20	0			P	incl. in VITAL		293	4	3
Your House, Your Garden	1	18/3	19/3	960	960	0	0	0	1	48	0	n.a.	n.a.	P	8 664	n.a.	293	4	5
Zagroda	1	11/2	12/2	2 750	2 750	0	0	0	1	74	0	n.a.	n.a.	T/P	29 895	n.a.	293	4	1
Oulu (SF)																			
Senior Fair 2017, Oulu	1	16/9	17/9	1 008	1 008		0		1	108		13		P	4 211		608	12	3
OURENSE (E)																			
BEBEGA - MUESTRA DEL BEBÉ	1	14/10	15/10	224	179	0	0	0	1	19	0	0	0	P	incl. in CELEBRA		301	11	28
CELEBRA - SALÓN DE BODAS, COMUNIONES, BAUTIZOS Y ACTOS SOCIALES	1	14/10	15/10	1 172	792	0	0	0	1	38	0	0	0	P	512	ND	301	11	3
MEGAXOVE - SALÓN DE LA JUVENTUD	1	5/12	6/12	1 163	1 163	0	0	0	1	25	0	0	0	P			301	11	3

(*) Please refer to each national definition given at the beginning of the report

2017 EVENTS BY CITY

	Interval Year	Opening date	Closing date	Space						Exhibitors						Visitors/Visits (*)		Organizer	Auditor	Industry sector		
				Rented Space (sq.m)						Exhibitors with their own stands			Represented firms			Admission for Trade/Public	Total					
				Total	Halls		Open air		from... countries	Total	Foreign/International (*)	Total	Foreign/International (*)	Total	Foreign/International (*)							
	Total	Foreign/	Total	Foreign/																		
OURENSE (E)																						
MOSTRA DA OPORTUNIDADE	1	3/3	5/3	3 883	3 883	18	0	0	2	132	2	0	0	P	8 090	ND	301	11	27			
PREVISEL - SALÓN DE LA PREVENCIÓN Y SEGURIDAD LABORAL	1	10/5	11/5	953	222	0	190	0	1	25	0	0	0	T			301	11	7			
SALÓN DEL AUTOMÓVIL - VEHÍCULO NUEVO	1	20/10	22/10	5 987	5 975	12	12	0	2	34	1	0	0	P	2 616	ND	301	11	16			
SALÓN DEL AUTOMÓVIL - VEHÍCULO USADO	1	27/10	29/10	5 934	5 922	12	12	0	2	31	1	0	0	P	2 449	ND	301	11	16			
SPORTUR - SALÓN DEL DEPORTE Y TURISMO ACTIVO	1	17/11	19/11	4 645	3 997	78	423	0	3	121	13	0	0	T/P			301	11	28			
TERMATALIA - FERIA INTERNACIONAL DEL TURISMO TERMAL, SALUD Y BIENESTAR	1	20/9	23/9	4 267	2 955	1 128	0	0	41	291	142	0	0	T/P	1 518	227	301	11	6.22			
VINIS TERRAE - SALÓN DEL VINO Y LICORES GALLEGOS DE CALIDAD	2	3/4	4/4	649	367	0	0	0	1	65	0	0	0	T	526	33	301	11	2			
XANTAR - SALÓN INTERNACIONAL DE TURISMO GASTRONÓMICO	1	1/2	5/2	4 934	3 894	996	40	0	12	232	47	0	0	T/P	1 702	166	301	11	2.6			
PADOVA (I)																						
AUTO E MOTO D'EPOCA	1	26/10	29/10	43 850	36 800	4 972	7 050	250	8	889	95	18	5	T/P	56 612	8 039	362	5	16			
PARIS (F)																						
A@W Paris	1	21/9	22/9	3 136	1 911	1 225	0	0	13	256	100			T	5 815	103	285		5.12			
AUTONOMY	1	19/10	21/10	1 877	1 877	516	0	0	22	170	57			T/P	3 412	0	98	7	26			
REVELATIONS	2	3/5	8/5	3 095	3 095	408	0	0	12	378	59			T	32 040	390	89	8	3			
SIMA	2	26/2	2/3	127 399	127 078	37 276	321	42	34	849	383			T	142 669	23 880	168	8	1			
ANALYSE INDUSTRIELLE	1	15/3	16/3	1 100	1 100	230	0	0	6	69	18			T	961	95	116	8	19			
APPAREL SOURCING PARIS	2x1	6/2	9/2	2 946	2 946	2 946	0	0	14	273	273			T			557	8	25			
APPAREL SOURCING PARIS	2x1	18/9	21/9	6 852	6 852	6 852	0	0	21	624	624			T			557	8	25			
ART PARIS ART FAIR	1	30/3	2/4	5 820	5 820	2 438	0	0		141	67			T/P	40 683	0	61	7	3			
ATRIUM CULTUREL	1	29/5	29/5	120	120	0	0	0	0	53	0			T	151	0	389	7	4			
BABY - PARIS	2x1	6/10	8/10	1 603	1 603	201	0	0		101	15			P	26 928	0	306	7	13			
BABY - PARIS	2x1	10/3	12/3	2 116	2 116	387	0	0		124	19			P	31 589	0	306	7	13			
BABY COOL EVENT PARIS	1	2/9	4/9	6 054	6 054	2 492	0	0	9	139	59			T	1 770	419	596	8	13			
BATIMAT	2	6/11	10/11	70 999	70 999	33 656	0	0	49	1 728	996			T	130 625	31 780	677	8	5			
BE HAPPY - PARIS	1	9/11	12/11	1 469	1 469	0	0	0		181				P	12 348	0	530	8	3			
BIJORHCA PARIS	2x1	20/1	23/1	4 167	4 167	2 373	0	0	28	352	185			T	11 930	3 566	677	8	24			
BIJORHCA PARIS	2x1	8/9	11/9	4 648	4 648	2 743	0	0	36	364	206			T	12 805	3 762	677	8	24			
BLOSSOM - PREMIERE VISION	2x1	4/7	5/7	837	837	657	0	0	6	90	70			T	1 058	187	650	7	25			
BLOSSOM - PREMIERE VISION	2x1	12/12	13/12	844	844	643	0	0	6	93	70			T	872	144	650	7	25			
CHEVAL - PARIS	1	25/11	3/12	13 235	13 235	2 050	0	0	11	273	52			P	95 577	0	168	8	3			
CHOCOLAT - PARIS	1	28/10	1/11	4 143	4 143	1 752	0	0	34	245	95			P	116 848	0	277	8	2			
CLUB EXPO JARDILAND AUTOMNE - PARIS	3x1	18/10	18/10	2 230	2 230	397	0	0		168	31			T	820	0	469	7	1			
CLUB EXPO JARDILAND ÉTÉ - PARIS	3x1	14/6	15/6	606	606	99	0	0		34	7			T	700	0	469	7	1			
CLUB EXPO JARDILAND HIVER - PARIS	3x1	8/2	8/2	343	343	160	0	0		29	13			T	675	0	469	7	1			
CONGRÈS DES AUDIOPROTHÉSISTES	1	24/3	26/3	2 166	2 166	21	0	0	2	57	3			T	3 076	375	388	8	22			
CREATIONS & SAVOIR-FAIRE	1	15/11	19/11	3 231	3 231	460	0	0	11	270	46			P	46 143	0	168	8	13			
DENIM PREMIERE VISION	2x1	14/11	15/11	3 140	3 140	3 104	0	0	16	80	78			T	1 715	1 127	650	7	25			
DENIM PREMIERE VISION	2x1	26/4	27/4	3 673	3 673	3 598	0	0	18	84	78			T	1 952	1 338	650	7	25			
DESTINATION NATURE, LE SALON DES NOUVELLES RANDONNÉES	1	16/3	19/3	2 007	2 007	328	0	0	11	261	32			P	47 657	0	168	8	3			
DISTREE CONNECT	1	24/4	25/4	584	584	272	0	0		82	38			T	399	28	205	7	21			
DOCUMENTATION & DATA INTELLIGENCE FORUM	1	29/3	30/3	1 188	1 188	124	0	0	8	126	14			T	2 799	178	677	8	21			
EDUSPOT FRANCE	1	8/3	10/3	1 400	1 400	0	0	0	0	83	0			T	8 220	237	25	7	8			
ELUCEO - PARIS	2x1	8/3	9/3	3 283	3 283	0	0	0	0	270	0			T	4 998	0	359	7	4			
ELUCEO - PARIS	2x1	27/9	28/9	3 474	3 474	0	0	0	0	280	0			T	4 659	0	359	7	4			
ENOVA PARIS (CARREFOUR DE L'ÉLECTRONIQUE, MESUREXPOVISION, OPTO, RF&HYPER)	1	19/9	21/9	3 517	3 517	512	0	0	19	275	45			T	5 713	348	373	8	19			
ESPRITMEUBLE	1	2/12	5/12	23 726	23 726	13 782	0	0		172	101			T	10 785	2 011	259	7	13			
FAIRE CONSTRUIRE SA MAISON	1	22/9	24/9	2 200	2 200	27	0	0	2	78	2			P	18 924	0	626	8	15			
FIAC	1	19/10	22/10	9 471	9 471	6 783	0	0	27	223	147			T/P	60 865	0	677	8	3			

(*) Please refer to each national definition given at the beginning of the report

2017 EVENTS BY CITY

Interval/Year	Opening date	Closing date	Space						Exhibitors						Visitors/Visits (*)		Organizer	Auditor	Industry sector
			Rented Space (sq.m)						Exhibitors with their own stands		Represented firms		Admission for Trade/Public	Total					
			Total	Halls		Open air		from... countries	Total	Foreign/International (*)	Total	Foreign/International (*)		Total	Foreign/International (*)				
Total	Foreign/	Total		Foreign/	Total	Foreign/International (*)													
PARIS (F)																			
1	27/4	8/5	61 024	60 642	8 336	382	15	48	2 129	526			P	524 004	0	168	8	27	
1	27/10	5/11	9 180	9 180	707	0	0	13	278	30			P	86 296	0	168	8	27	
1	14/4	17/4	4 035	4 035	999	0	0		183	45			P			360	7	27	
1	11/5	12/5	492	492	27	0	0	2	77	3			T	929	0	168	8	4	
1	19/3	22/3	10 770	10 720	1 798	50	0	27	534	119			T	31 237	2 402	677	8	4	
2	23/11	25/11	8 548	8 548	972	0	0	12	213	47			T	5 913	1 079	677	8	27	
1	17/1	18/1	7 500	7 500	0	0	0	0	577	0			T	1 826	0	357	7	4	
1	24/9	25/9	2 872	2 872	255	0	0	9	349	45			T	3 869	322	725	8	2	
2	6/11	10/11	7 016	7 016	3 542	0	0	13	170	119			T/P	4 612	725	677	8	13	
1	26/9	29/9	11 750	11 750	5 130	0	0	90	522	222			T	23 350	4 095	677	8	3	
1	24/1	25/1	1 099	1 099	144	0	0		103	15			T	3 637	363	671	7	8	
1	13/10	15/10	987	987	154	0	0	5	73	20			P	7 230	187	168	8	15	
1	4/10	5/10	1 751	1 751	99	0	0	6	168	8			T	4 613	166	418	8	5	
2	7/11	10/11	14 502	14 502	5 069	0	0		403	196			T	16 814	2 148	677	8	5	
2x1	8/7	10/7	5 285	5 285	4 678	0	0	27	244	207			T	10 610	7 347	274	8	25	
2x1	21/1	23/1	3 098	3 098	2 515	0	0	24	156	123			T	8 796	5 887	274	8	25	
1	14/3	16/3	28 703	28 703	22 638	0	0		1 142	920			T	21 859	16 136	471	7	19	
1	2/2	5/2	2 046	2 046	402	0	0		200	38			P	29 448	1 025	187	7	3	
1	3/2	5/2	856	856	377	0	0		39	14			T	2 215	237	187	7	3	
1	3/3	5/3	2 100	2 100	1 640	0	0		425	310			P	26 461	780	502	7	3	
1	26/1	30/1	2 368	2 368	177	0	0		323	20			P	28 243	0	751	7	14	
2x1	16/9	17/9	2 917	2 917	45	0	0		264	8			P	41 328	0	506	7	3	
1	24/3	27/3	11 531	11 531	1 917	0	0	30	881	155			P	114 483	0	677	8	3	
1	28/3	29/3	5 032	5 032	1 400	0	0	22	406	125			T	3 639	532	374	8	2	
1	29/3	30/3	852	852	0	0	0	0	109	0			T	3 238	99	650	7	25	
2x1	20/1	24/1	111 045	111 045	77 891	0	0	65	2 645	1 590			T	135 875	68 010	705	8	13	
2x1	8/9	12/9	106 981	106 981	72 237	0	0	63	2 767	1 629			T	118 442	57 363	705	8	13	
1	22/6	23/6	2 091	2 091	1 644	0	0		154	109			T	3 652	1 014	110	7	14	
1	26/9	29/9	1 068	1 068	126	0	0	9	252	26			T			677	8	3	
2x1	28/1	29/1	2 151	2 151	43	0	0		201	4			P	27 521	0	506	7	3	
2	21/11	24/11	22 258	22 258	14 091	0	0	53	1 009	665			T	29 423	13 326	169	8	7	
1	17/10	18/10	852	852	120	0	0	5	89	9			T	1 783	79	584	7	21	
1	17/3	19/3	7 502	7 502	2 201	0	0	16	131	38			T	45 550	582	677	8	14	
1	28/4	30/4	1 043	1 043	80	0	0	10	173	22			T/P	7 161	0	597	8	3	
4x1	21/12	23/12	542	542	8	0	0	1	75	1			P	5 156	0	49	7	1	
1	21/6	22/6	1 783	1 783	499	0	0		141	41			T	2 653	301	422	7	11	
1	1/4	3/4	2 170	2 170	517	0	0	12	54	17			T	1 229	81	603	8	25	
1	1/11	5/11	23 430	23 430	1 097	0	0	11	176	25			P	193 236	0	168	8	3	
1	9/11	12/11	6 785	6 785	4 560	0	0	28	189	130			T/P	68 624	0	677	8	3	
1	19/9	21/9	5 835	5 835	910	0	0	23	453	84			T	16 829	1 576	168	8	4	
1	15/3	16/3	1 426	1 426	351	0	0	2	63	21			T	2 242	84	677	8	2	
1	2/11	5/11	3 084	3 084	422	0	0	13	352	37			T/P	15 763	497	89	8	3	
1	1/2	2/2	3 336	3 336	2 258	0	0		413	287			T	4 498	2 504	805	7	22	
1	6/1	9/1	4 557	4 557	1 110	0	0		376	134			P	23 002	0	412	7	3	
2x1	28/9	1/10	4 363	4 363	2 934	0	0	39	599	400			T	10 276	6 100	845	8	25	
2x1	7/2	9/2	48 373	48 373	42 824	0	0	45	1 681	1 453			T	56 160	40 960	649	7	25	
2x1	19/9	21/9	53 224	53 224	47 069	0	0	53	1 888	1 625			T	60 544	44 428	649	7	25	
1	28/6	29/6	1 587	1 587	426	0	0		59	21			T	166	10	221	7	13	
1	20/6	22/6	7 314	7 314	0	0	0	0	450	0			T	13 459	0	173	8	22	
1	5/10	7/10	5 221	5 221	481	0	0	8	146	13			T	7 094	592	677	8	22	

(*) Please refer to each national definition given at the beginning of the report

2017 EVENTS BY CITY

	Interval Year	Opening date	Closing date	Space						Exhibitors						Visitors/Visits (*)				Organizer	Auditor	Industry sector	
				Rented Space (sq.m)						Exhibitors with their own stands			Represented firms			Admission for Trade/Public							
				Total	Halls		Open air		from... countries	Total	Foreign/ International (*)	Total	Foreign/ International (*)	Total	Foreign/ International (*)	Total	Foreign/ International (*)	Total	Foreign/ International (*)				
					Total	Foreign/	Total	Foreign/															
PARIS (F)																							
RENCONTRES ETUDIANTS BANQUE FINANCE ASSURANCES - PARIS	1	2/12	2/12	64	64	0	0	0		17				P	1 658	0	508	8	8				
RENDEZ-VOUS CARNOT	2	18/10	19/10	1 419	1 419	40	0	0		304	10			P	1 155	41	663	7	4				
RENT REAL ESTATE & NEW TECHNOLOGIE	1	11/10	12/10	1 900	1 900	100	0	0		178	12			T	2 921	171	673	7	15				
RETROMOBILE	1	8/2	12/2	26 714	26 714	7 372	0	0	19	583	128			P	119 282	0	168	8	16				
RTS EMBEDDED SYSTEMS - M TO M ET OBJETS CONNECTES	1	22/3	23/3	1 345	1 345	163	0	0	8	151	19			T	4 969	141	116	8	21				
S.I.A - SALON INTERNATIONAL DE L'AGRICULTURE	1	25/2	5/3	38 088	38 088	2 530	0	0	22	905	60			T/P	552 207	29 436	168	8	1				
SALON ADMISSION POST BAC IDF	1	6/1	7/1	3 373	3 373	0	0	0		159				P	32 734	0	387	7	8				
SALON APS	2	26/9	28/9	2 845	2 845	621	0	0	12	151	28			T	7 117	600	677	8	7				
SALON ART & DECO - PARIS	1	23/2	26/2	3 173	3 173	0	0	0		218				P	54 864	0	530	8	13				
SALON D'AUTOMNE - PARIS	1	11/10	15/10	2 898	2 898	926	0	0		898	287			P	30 000	0	742	7	3				
SALON DE LA COPROPRITE	1	8/11	9/11	2 468	2 468	13	0	0	2	189	2			T	6 847	71	168	8	15				
SALON DE LA PHOTO - PARIS	1	9/11	13/11	6 197	6 197	791	0	0	12	177	34			P	49 579	1 285	168	8	3				
SALON DE LA PODOLOGIE AFDP	1	31/3	1/4	1 411	1 411	54	0	0		47	5			T	2 576	168	54	7	22				
SALON DE LA RENOVATION - PARIS	1	27/1	30/1	2 707	2 707	72	0	0	1	93	1			P	33 267	0	626	7	13				
SALON DE L'ETUDIANT SPECIAL SANTE, SOCIAL ET PARAMEDICAL - PARIS	1	9/12	10/12	630	630	45	0	0	3	51	5			P	7 948	0	508	8	8				
SALON JEUNES D'AVENIR - PARIS	1	26/9	27/9	2 376	2 376	0	0	0		125				P	8 758	0	387	7	8				
SALON MAISON & TRAVAUX - PARIS	1	18/5	21/5	1 887	1 887	0	0	0		111				P	17 107	0	530	8	13				
SALON MONDIAL DU TOURISME	1	16/3	19/3	3 224	3 224	530	0	0	35	400	127			P	51 000	0	168	8	3				
SALON MOTO LEGENDE	1	24/11	26/11	5 986	5 887	441	99	0	6	297	17			P	17 192	0	230	8	26				
SALON NOUVELLE VIE PROFESSIONNELLE	1	23/11	23/11	1 001	1 001	0	0	0		73				P	5 059	0	387	7	8				
SALON PARI FERMIER	4x1	13/10	15/10	750	750	0	0	0		104				P	6 093	0	49	7	2				
SALON PARI FERMIER	4x1	27/10	29/10	592	592	0	0	0		79				P	8 479	0	49	7	2				
SALON PARI FERMIER DE PRINTEMPS	4x1	10/3	12/3	662	662	6	0	0	1	88	1			P	9 711	0	49	7	2				
SALON PHILATELIQUE D'AUTOMNE	1	9/11	12/11	1 417	1 417	216	0	0		77	23			P	11 994	0	162	7	3				
SALON SPECIAL GRANDES ECOLES - PARIS	1	9/12	10/12	1 616	1 616	63	0	0	4	143	6			P	14 693	0	508	8	8				
SALON SUGAR PARIS	1	20/4	22/4	849	849	185	0	0	9	68	17			P	4 316	0	370	8	2				
SALON ZEN - PARIS	1	28/9	2/10	3 006	3 006	381	0	0		355	27			P	33 381	0	751	7	14				
SALONS CE PARIS	2x1	21/3	23/3	2 818	2 818	27	0	0	4	310	8			T	6 056	0	168	8	4				
SALONS CE PARIS & LOISIR EXPO	2x1	19/9	21/9	2 824	2 824	43	0	0	3	326	6			T	4 866	0	168	8	4				
SALONS SOLUTIONS	1	26/9	28/9	2 009	2 009	54	0	0	7	164	7			T	3 882	271	440	8	21				
SANDWICH & SNACK SHOW	1	15/3	16/3	4 624	4 624	709	0	0	12	254	37			T	8 458	699	677	8	2				
SAVEURS DES PLAISIRS GOURMANDS	1	1/12	4/12	2 319	2 319	230	0	0	8	223	21			P	27 678	0	751	8	2				
SECOURS EXPO	1	2/2	4/2	1 497	1 497	96	0	0	5	102	5			T	6 163	260	622	7	7				
SIAE - AERONAUTIQUE	2	19/6	25/6	125 740	88 681	49 020	37 059	12 253	48	2 419	1 218			T/P	282 178	46 403	724	8	26				
SIEC	1	21/6	22/6	3 772	3 772	41	0	0		108	4			T	7 800	290	183	7	15				
SIL - LINGERIE - PARIS	1	21/1	23/1	9 018	9 018	5 962	0	0	39	329	248			T	14 260	9 011	274	8	25				
SILMO	1	6/10	9/10	41 336	41 336	27 982	0	0	42	965	747			T	36 739	20 923	168	8	23				
SIMI	1	6/12	8/12	8 928	8 928	37	0	0	2	353	3			T	28 651	0	439	8	15				
SITL PARIS	2	14/3	16/3	9 358	9 358	1 569	0	0	23	523	78			T	14 289	1 201	677	8	26				
SMCL	1	21/11	23/11	24 729	24 729	999	0	0	11	831	38			T	50 262	1 119	439	8	4				
SOLUTIONS RESSOURCES HUMAINES	1	21/3	23/3	3 363	3 363	185	0	0	12	340	21			T	8 724	734	440	8	21				
SUPPLY CHAIN EVENT	1	7/11	8/11	601	601	51	0	0	4	68	6			T	2 345	158	677	8	26				
TEXWORLD PARIS	2x1	6/2	9/2	12 112	12 112	12 082	0	0	25	740	736			T	13 406	10 839	557	8	25				
TEXWORLD PARIS	2x1	18/9	21/9	16 713	16 713	16 632	0	0	25	1 036	1 029			T	15 256	12 626	557	8	25				
THERMALIES - PARIS	1	19/1	22/1	2 055	2 055	182	0	0		214	30			P	21 124	0	739	7	14				
TRADEXPO	2x1	15/1	18/1	5 563	5 563	933	0	0	6	119	19			T	2 830	377	373	8	13				
UNIQUE BY MODE CITY	1	8/7	10/7	6 850	6 850	5 101	0	0	35	291	219			T	12 600	9 072	274	8	25				
VAPEXPO - PARIS	1	24/9	25/9	3 207	3 207	1 466	0	0		117	49			T/P	8 182	1 650	818	7	27				
VENDING PARIS	2	15/3	17/3	2 710	2 710	870	0	0	11	101	39			T	3 815	652	677	8	2				
VERSION SCRAP - PARIS	1	20/4	22/4	1 931	1 931	285	0	0	7	55	15			P	4 196	0	370	8	3				
VIDEO CITY PARIS	1	8/4	9/4	1 896	1 896	192	0	0		34	4			P	20 475	0	513	7	21				
VINOVISION	1	12/2	14/2	1 665	1 665	12	0	0	1	360	1			T	2 243	368	168	8	1				

(*) Please refer to each national definition given at the beginning of the report

2017 EVENTS BY CITY

	Interval Year	Opening date	Closing date	Space					Exhibitors					Visitors/Visits (*)		Organizer	Auditor	Industry sector		
				Rented Space (sq.m)					Exhibitors with their own stands		Represented firms		Admission for Trade/Public	Total	Foreign/ International (*)					
				Total	Halls Total	Foreign/	Open air Total	Foreign/	from... countries	Total	Foreign/ International (*)	Total								Foreign/ International (*)
PARIS (F)																				
VINS DES VIGNERONS INDEPENDANTS - PARIS	1	24/3	27/3	2 933	2 933	0	0	0		483				P	36 827	0	831	8	1	
VINS DES VIGNERONS INDEPENDANTS - PARIS	1	30/11	4/12	5 917	5 917	0	0	0		969				P	109 934	0	831	8	1	
VIVRE AUTREMENT	1	17/3	20/3	3 540	3 540	283	0	0		299	20			P	31 826	0	751	7	10	
WHO'S NEXT & PREMIERE CLASSE ®	2x1	20/1	23/1	20 183	20 183	11 787	0	0	36	1 362	822			T	30 189	11 537	845	8	25	
WHO'S NEXT & PREMIERE CLASSE ® (WHOS NEXT)	2x1	8/9	11/9	18 951	18 951	11 388	0	0	49	1 492	921			T	27 826	9 866	845	8	25	
WORLD EFFICIENCY	2	12/12	14/12	1 616	1 616	406	0	0	18	190	54			T	4 669	947	677	8	10	
PARMA (I)																				
EUROSTAMPI	1	23/3	25/3	5 910	5 910	752	0	0	24	255	25	115	80	T	14 940	218	721	5	19	
IL SALONE DELCAMPER	1	9/9	17/9	39 487	39 234	14 037	253	80	16	244	37	59	21	P	103 863		337	10	3	
MECSPE	1	23/3	25/3	41 633	41 633	2 622	0	0	30	1 512	111	532	410	T	45 817	608	720	10	19	
MERCANTEINFIERA AUTUNNO	1	30/9	8/10	19 361	19 361	1 110	0	0	15	957	53	0	0	T/P	50 737	1 649	337	10	3	
MERCANTEINFIERA PRIMAVERA	1	23/2	5/3	18 168	18 168	948	0	0	15	923	47	0	0	T/P	40 906	1 324	337	5	3	
SPS IPC DRIVES ITALIA	1	23/5	25/5	27 234	27 234	8 850	0	0	16	474	120	264	168	T	33 194	1 074	559	5	19	
PAU (F)																				
FRANCE CE PAU	1	10/10	10/10	296	296	0	0	0	0	48	0			T	243	0	168	8	4	
JOURNEE A3P TECHNOLOGIE BARRIERE - PAU	1	14/3	15/3	42	42	14	0	0		21	7			T	140	39	10	7	10	
PERIGUEUX (F)																				
FOIRE EXPOSITION - PERIGUEUX	1	9/9	17/9	22 392	5 492	232	16 900	0	2	215	2			P	49 336	0	628	8	27	
HABITAT EXPO - PERIGUEUX	1	7/4	9/4	3 012	2 781	0	231	0		115				P	3 768	0	628	8	13	
PERPIGNAN (F)																				
MEDFEL - PERPIGNAN	1	25/4	27/4	2 740	2 740	471	0	0	9	236	58			T	6 362	1 823	18	8	1	
PIACENZA (I)																				
APIMELL	1	3/3	5/3	3 822	3 651	496	171	96	14	132	26	1	0	T	24 038	0	635	10	1	
APIMELL - special edition	2	28/10	29/10	1 728	1 728	224	0	0	10	73	10	0	0	T	8 232	n.d.	635	5	1	
FRANCHISING NORD	1	27/5	28/5	501	501	24	0	0	3	35	2	0	0	T	237		666	5	4	
GIS - Giornate italiane del Sollevamento e dei trasporti eccezionali	2	5/10	7/10	20 331	6 168	436	14 163	631	14	329	27	30	22	T	9 066	404	544	10	19	
Plovdiv (BG)																				
AGRA	1	22/2	26/2	12 718	6 074	1 521	6 644	440	19	378	70	n.a.	n.a.	T/P	34 092	43	452	4	1	
FOODTECH	1	22/2	26/2	734	734	52	0	0	6	81	32			T/P	incl. in AGRA		452	4	2	
International Technical Fair	1	25/9	30/9	19 014	8 188	1 613	10 826	283	23	339	112	n.a.	n.a.	T/P	21 340	n.a.	452	4	19	
Medicus Dento Galenia	1	18/10	21/10	1 327	1 327	89	0	0	7	82	9	n.a.	n.a.	T/P	4 305	n.a.	452	4	22	
VINARIA	1	22/2	26/2	2 139	2 137	220	2	0	8	104	16			T/P	incl. in AGRA		452	4	2	
POITIERS (F)																				
ART DE VIVRE AU JARDIN - POITIERS	1	15/10	16/10	1 176	1 176	0	0	0	0	108	0			T	299	0	165	8	13	
EQUIPEMENT PROFESSIONNEL ET DU BRICOLAGE - POITIERS	1	5/2	6/2	3 027	3 027	0	0	0	0	284	0			T	980	0	165	8	3	
FRANCE CE POITIERS	1	12/9	12/9	404	404	0	0	0	0	68	0			T	227	0	168	8	4	
RESPIREZ LA VIE - POITIERS	1	17/11	19/11	1 194	1 194	46	0	0		132	5			P	10 840	0	494	7	2	
BRADERIE - POITIERS	1	24/3	26/3	2 667	2 667	0	0	0		1				P	23 400	0	172	7	3	
BRADERIE EMMAUS - POITIERS	1	22/9	24/9	2 667	2 667	0	0	0		1				P	22 800	0	172	7	3	
EXPOSITION CANINE - POITIERS	1	21/10	22/10	171	171	0	0	0		11				P	1 932	0	77	7	1	
LA FERME S'INVITE - POITIERS	1	11/11	12/11	1 597	1 597	0	0	0		99				P	30 000	0	153	7	1	
PONTARLIER (F)																				
HAUTE FOIRE GASTRONOMIQUE DE PONTARLIER	2	14/9	18/9	4 812	3 070	27	1 742	6	2	221	3			P	19 968	0	575	8	27	
PORDENONE (I)																				
AQUAFARM	1	26/1	27/1	550	550	0	0	0	7	87	5	1	1	T	2 988	961	644	10	2	
COILTECH	1	27/9	28/9	4 293	4 293	1 719	0	0	16	275	103	80	44	T	17 897	6 190	666	10	19,18	
HAPPY BUSINESS TO YOU	1	13/9	15/9	375	375	0	0	0	0	34	0	1	0	T	894	57	644	10	12	
R.I.V.E.	2	12/12	14/12	4 811	4 811	0	0	0	9	127	6	45	11	T	4 431	174	644	10	1	
SICAM	1	10/10	13/10	15 115	15 115	3 435	0	0	34	390	105	163	43	T	4 431	174	298	10	12,19	

(*) Please refer to each national definition given at the beginning of the report

2017 EVENTS BY CITY

	Interval Year	Opening date	Closing date	Space					Exhibitors					Visitors/Visits (*)			Organizer	Auditor	Industry sector			
				Rented Space (sq.m)					Exhibitors with their own stands		Represented firms		Admission for Trade/Public	Total								
				Total	Halls		Open air		from... countries	Total	Foreign/ International (*)	Total		Foreign/ International (*)	Total	Foreign/ International (*)						
					Total	Foreign/	Total	Foreign/					Total								International (*)	
Porto (P)																						
☞		CERANOR - House, Hotel, Decoration and Gift Sector	1	7/9	10/9	10 177	10 177	333	0	0	4	119	6	0	0	T	6 978	219	295	2	12.13	
☞		CONCRETA - International Exhibition for the Construction Industry	2	23/11	26/11	8 876	8 876	315	0	0	12	302	23	0	0	T/P	27 028	244	295	2	5	
☞		EXPOCOSMETICA - International Cosmetics, Esthetics and Hair Exhibition	1	22/4	24/4	9 833	9 833	1 751	0	0	15	264	85	0	0	T/P	40 875	1 534	295	2	14	
☞		EXPOHOME - Furniture, Lighting and Household Goods for Export	2	15/2	18/2	5 001	5 001	29	0	0	2	59	2	0	0	T	incl. in INTERDECORAÇÃO		295	2	12.13	
☞		INTERDECORAÇÃO - Home, Hotel, Decoration and Gift	1	15/2	18/2	6 331	6 331	261	0	0	7	108	9	0	0	T	10 205	658	295	2	12.13	
☞		MAQUISHOES - Machines, Technology and Accessories for the Footwear Industry Fair / EXPOCOURO - International Leather Fair	2	19/10	21/10	1 953	1 953	119	0	0	2	34	6	0	0	T	5 456	96	295	2	19.25	
☞		MAQUITEX – Exhibition of machines, technology and accessories for the textile and clothing industry	2	19/10	21/10	5 886	5 886	252	0	0	3	63	4	0	0	T	4 449	106	295	2	19.25	
☞		NORMEDICA / AJUTEC 2017 - Forum and Exhibition of Medical and Health Sciences, Hospital Management, Technical Aids, Mobility and Inclusion	2	2/11	4/11	4 510	4 510	193	0	0	4	81	10	0	0	T	4 682	39	295	2	22	
☞		PORTOJÓIA - International Jewellery, Gold and Watch Exhibition	1	28/9	1/10	3 661	3 661	532	0	0	7	165	32	0	0	T	6 458	259	295	2	24	
Poznan (PL)																						
☞		Arena Design	1	14/3	17/3	2 973	2 973	1 088	0	0	7	104	33			T	incl. in Meble Polska		647	4	12	
☞		Art&Craft	1	1/12	3/12	1 178	1 178	27	0	0	6	210	6			T/P	incl. in Cavaliada		647	4	13	
☞		Budma	1	7/2	10/2	22 862	22 658	9 505	204	30	26	681	270	n.a.	n.a.	T/P	30 886	1 943	647	4	5	
☞		Cavaliada	1	30/11	3/12	13 620	13 620	382	0	0	7	122	21	n.a.	n.a.	T	31 645	n.a.	647	4	3	
☞		CEDE	1	14/9	16/9	6 198	6 198	1 185	0	0	13	220	41	n.a.	n.a.	T	11 105	245	281	4	22	
☞		Dog Show	1	21/10	22/10	1 767	1 767	0	0	0	3	38	2	n.a.	n.a.	T/P	14 808	n.a.	647	4	3	
☞		DREMA	1	12/9	15/9	23 572	21 396	6 202	2 176	491	21	345	136	n.a.	n.a.	T	12 543	449	647	4	12	
☞		Education Fair/Books for Children & Young People	1	23/3	26/3	3 282	3 282	100	0	0	8	378	21	n.a.	n.a.	P	32 800	n.a.	647	4	8	
☞		Expowater	1	23/5	25/5	1 413	1 383	71	30	0	3	82	3	n.a.	n.a.	T	3 708	63	647	4	19	
☞		Fit Expo	1	12/5	14/5	3 715	3 535	207	180	0	3	98	5	n.a.	n.a.	T/P	6 630	0	647	4	3	
☞		FURNICA	2	12/9	15/9	2 027	2 019	1 361	8	0	10	91	53			T	incl. in Drema		647	4	12	
☞		Gardenia	1	2/3	4/3	15 839	15 785	4 015	54	6	16	503	107	n.a.	n.a.	T/P	26 274	234	647	4	3	
☞		GLASS	1	22/11	25/11	452	452	6	0	0	9	35	17			T	incl. in Stone		647	4	5	
☞		Greenpower	1	23/5	25/5	1 024	938	106	86	0	6	50	9			T	incl. in Expowater		647	4	19	
☞		Happy Baby	1	7/10	8/10	1 681	1 681	15	0	0	3	69	3			P	incl. in Hobby/AquaZoo		647	4	27	
☞		HOBBY AQUAZOO	1	7/10	8/10	4 168	4 168	214	0	0	5	140	19	n.a.	n.a.	P	13 590		647	4	3	
☞		Home Decor	1	14/3	17/3	4 818	4 818	2 022	0	0	11	155	58			T	incl. in Meble Polska		647	4	12	
☞		Industrial Work Safety	1	6/6	9/6	405	370	156	35	35	8	25	9			T	incl. in ITM		647	4	8	
☞		Invest Hotel/Polagra-Gastro	1	25/9	28/9	3 620	3 620	937	0	0	7	131	29			T	incl. in Polagra Tech		647	4	2	
☞		ITM	1	6/6	9/6	23 379	23 379	7 360	0	0	27	758	385	n.a.	n.a.	T	14 777	209	647	4	19	
☞		Look / Beauty Vision	1	22/4	23/4	6 040	6 040	1 547	0	0	9	240	57	n.a.	n.a.	T/P	15 041	35	647	4	14	
☞		Meble Polska	1	14/3	17/3	25 486	25 486	6 164	0	0	13	253	67	n.a.	n.a.	T	21 168	1 660	647	4	12	
☞		MODERNLOG	1	6/6	9/6	1 164	1 164	208	0	0	2	33	8			T	incl. in ITM		647	4	26	
☞		Motor Show	1	6/4	9/4	49 966	36 490	7 927	13 476	81	8	196	46	n.a.	n.a.	T/P	111 696	16	647	4	16	
☞		National Animal Husbandry Fair	2	5/5	7/5	12 254	12 158	6	96	0	2	345	1	n.a.	n.a.	T/P	21 506		647	4	1	
☞		PAKFOOD	2	25/9	28/9	1 750	1 750	595	0	0	15	100	38			T	incl. in Polagra Tech		647	4	11	
☞		PGA	1	6/10	8/10	17 780	17 780	4 615	0	0	15	193	47	n.a.	n.a.	P	45 876	348	647	4	21	
☞		POL ECO SYSTEM	1	17/10	19/10	9 954	8 810	3 381	1 144	809	15	277	92	n.a.	n.a.	T	6 642	95	647	4	10	
☞		Polagra-Food	1	25/9	28/9	3 919	3 674	1 352	245	58	21	212	92			T	incl. in Polagra Tech		647	4	2	
☞		Polagra-Tech	1	25/9	28/9	7 963	7 757	2 958	206	29	20	270	147	n.a.	n.a.	T	13 981	661	647	4	2	
☞		Poznań Fashion Fair (Spring)	2x1	2/12	1/3	4 349	4 349	1 534	0	0	19	207	68	n.a.	n.a.	T	2 914	121	647	4	25	
☞		POZNAN Fashion Autumn	2x1	5/9	7/9	4 394	4 394	1 602	0	0	15	197	79	n.a.	n.a.	T	1 941	79	647	4	25	
☞		Poznań Optical Fair (Spring)	1	24/3	25/3	437	437	176	0	0	4	57	22	n.a.	n.a.	T	245	0	647	4	25	
☞		Poznan Optical Salon Autumn	1	22/9	23/9	345	345	50	0	0	2	39	5	n.a.	n.a.	T	224	0	647	4	25	
☞		Poznan Sport Expo Autumn	2x1	13/10	15/10	1 254	1 236	84	18	0	3	65	7	n.a.	n.a.	P	21 457	0	647	4	3	

(*) Please refer to each national definition given at the beginning of the report

2017 EVENTS BY CITY

	Interval Year	Opening date	Closing date	Space						Exhibitors						Visitors/Visits (*)		Organizer	Auditor	Industry sector	
				Rented Space (sq.m)						Exhibitors with their own stands			Represented firms			Admission for Trade/Public	Total				
				Total	Halls		Open air		from... countries	Total	Foreign/International (*)	Total	Foreign/International (*)	Total	Foreign/International (*)						
				Total	Foreign/	Total	Foreign/														
Poznan (PL)																					
Poznan Sport Expo Spring	2x1	24/3	26/3	935	935	33	0	0	2	53	4	n.a.	n.a.	P	31 363	0	647	4	3		
Retro Motor Show	1	3/11	5/11	14 470	14 470	315	0	0	4	148	12	n.a.	n.a.	P	24 757	9	647	4	16		
Rybomania / Knieje / Boatex	1	17/2	19/2	19 679	19 679	2 689	0	0	10	372	38	n.a.	n.a.	T/P	19 039	11	647	4	3		
SOFAB	1	12/9	15/9	1 891	1 891	936	0	0	8	36	23			T		incl. in Drema	647	4	12		
Special Days	1	2/3	4/3	1 870	1 870	1 020	0	0	4	75	27				incl. in Gardenia		647	4	4		
SPORT INVEST	1	2/3	4/3	534	526	150	8	0	2	19	1			T		cl. in Gardenia	647	4	3		
STONE	1	22/11	25/11	4 394	4 386	1 789	8	8	18	189	114	n.a.	n.a.	T	4 082	254	647	4	5		
Subcontracting	1	6/6	9/6	812	812	179	0	0	7	89	18			P		incl. in ITM	647	4	4		
Smaki Regionów	1	23/9	26/9	1 558	1 558	0	0	0	1	134	0	n.a.	n.a.	P	24 223	n.a.	647	4	2		
Streed Food Spot	1	16/11	18/11	354	336	0	18	0	1	26	0	n.a.	n.a.	P	13 033	n.a.	647	4	2		
Tour Salon	1	17/2	19/2	1 847	1 847	507	0	0	20	180	55	n.a.	n.a.	T/P	7 691	28	647	4	6		
Viva Seniorzy	1	12/5	13/5	614	575	31	39	0	1	94	2	n.a.	n.a.	P	2 694	0	647	4	3		
WINDOOR-TECH	2	7/2	10/2	4 836	4 836	1 064	0	0	7	89	23			T		incl. in BUDMA	647	4	5		
QUIMPER (F)																					
VINS ET GASTRONOMIE - QUIMPER	1	17/2	20/2	1 030	1 030	0	0	0		132				P	9 620	0	371	8	2		
VIVING - QUIMPER	1	14/10	16/10	3 215	3 215	0	0	0		151				P	9 497	0	371	8	13		
RAVENNA (I)																					
O.M.C. Offshore Mediterranean Conference and exhibition	2	29/3	31/3	11 388	10 424	1 546	964	84	17	550	101	84	52	T	13 021	1 425	611	5	9		
REIMS (F)																					
ID CREATIVES - REIMS	1	23/3	26/3	703	703	72	0	0	5	68	6			P	7 736	0	370	8	3		
RENCONTRE NATIONALE DE LA TORREFACTION FRANÇAISE	1	17/9	18/9	1 413	1 413	315	0	0	11	122	29			T	837	0	171	7	2		
SALONS CE REIMS	1	28/2	1/3	552	552	61	0	0	2	85	4			T	893	0	168	8	4		
RENNES (F)																					
CAMPING CAR ET CARAVANE - RENNES	1	9/11	13/11	11 665	11 665	0	0	0		11				P	6 826	0	125	7	3		
CARREFOUR DES GESTIONS LOCALES DE L'EAU - RENNES	1	25/1	26/1	7 898	7 898	171	0	0	7	411	14			T	6 979	102	421	7	10		
CFIA - RENNES	1	7/3	9/3	19 723	19 723	1 879	0	0	17	1 273	193			T	20 019	1 142	374	8	2		
ESPRIT MAISON - ESPRIT JARDIN - RENNES	1	6/10	9/10	4 259	4 259	0	0	0		183				P	14 618	0	629	8	13		
FOIRE INTERNATIONALE - RENNES	1	18/3	26/3	29 872	19 837	282	10 035		8	522	13			P	100 082	0	629	8	27		
FRANCE CE RENNES	2x1	27/4	28/4	691	691	0	0	0	0	110	0			T	881	0	168	8	4		
FRANCE CE RENNES	2x1	10/10	11/10	675	675	0	0	0	0	102	0			T	1 130	0	168	8	4		
HEXAGONE RENNES	2x1	5/2	6/2	1 901	1 901	212	0	0		113	9			T	2 358	0	746	7	13		
ID CREATIVES - RENNES	1	19/10	22/10	801	801	123	0	0	5	78	7			P	8 576	0	370	8	3		
RESPIRE LA VIE - RENNES	1	10/2	12/2	1 609	1 609	59	0	0		187	7			P	13 731	0	751	7	2		
SALON DE LA RANDO ET TOURISME NATURE - RENNES	1	31/3	2/4	968	968	21	0	0		185	3			P	3 886	0	85	7	3		
SALON DE L'APPRENTISSAGE ET DE L'ALTERNANCE - RENNES	1	3/2	4/2	783	783	9	0	0	1	67	1			P	4 506	0	508	8	8		
SIT RENNES	1	27/1	29/1	2 182	2 182	54	0	0	1	509	7			P	37 847	0	28	8	3		
SPACE	1	12/9	15/9	61 630	28 758	8 155	32 872	15 295	41	1 359	441			T	114 653	14 029	750	8	1		
VINS DES VIGNERONS INDEPENDANTS - RENNES	1	20/1	22/1	1 720	1 720	0	0	0		283				P	18 045	0	831	8	1		
RIED (AT)																					
Automesse	1	3/2	5/2	8 034	8 034	54	0	0	2	46	4	38	38	P	10 376		566	1	16		
RIMINI (I)																					
A.B. TECH EXPO	2	21/1	25/1	12 040	12 040	549	0	0	9	190	13	24	5	T		incl. in SIGEP	462	10	2		
BEER ATTRACTION	1	18/2	21/2	7 163	7 163	520	0	0	23	297	33	135	122	T/P	20 765	725	462	10	2		
ECOMONDO	1	7/11	10/11	47 604	47 573	3 089	31	0	30	961	121	240	111	T	90 262	8 687	462	10	10		
ENADA PRIMAVERA	1	15/3	17/3	13 434	13 434	2 008	0	0	20	130	24	32	21	T/P	24 738	1 222	462	5	18		
EXPONENTIAL	1	18/5	20/5	6 336	6 336	952	0	0	18	284	66	20	13	T	9 993	482	261	5	22		
GLUTEN FREE EXPO	1	18/11	21/11	3 454	3 454	407	0	0	17	179	27	38	18	T	7 936	2 529	282	10	2		
KEY ENERGY	1	7/11	10/11	6 364	6 364	539	0	0	15	196	22	40	21	T		incl. in ECOMONDO	462	10	10		
MACFRUT	1	10/5	12/5	18 070	18 070	2 794	0	0	40	626	144	352	34	T	32 627	9 048	151	10	1		
MIR - MUSIC INSIDE RIMINI	1	7/5	9/5	3 275	3 275	297	0	0	14	83	8	44	24	T/P	9 489	242	462	5	19		

(*) Please refer to each national definition given at the beginning of the report

2017 EVENTS BY CITY

	Interval Year	Opening date	Closing date	Space					Exhibitors					Visitors/Visits (*)				Organizer	Auditor	Industry sector
				Rented Space (sq.m)				Exhibitors with their own stands			Represented firms		Admission for Trade/Public	Total						
				Total	Halls	Open air	from ... countries	Total	Foreign/International (*)	Total	Foreign/International (*)	Total		Foreign/International (*)						
RIMINI (I)																				
	1	1/6	4/6	22 179	22 179	1 825	0	0	23	251	39	23	14	T/P	174 090	19 520	462	5	3	
	1	7/11	10/11	4 323	4 323	0	0	0	1	15	0	0	0	T	incl. in ECOMONDO		462	5	10	
	1	12/10	14/10	6 965	6 545	320	420	0	9	235	9	36	7	T	incl. in TTG INCONTRI		462	10	2	
	1	21/1	25/1	49 999	49 549	4 168	450	0	26	773	110	94	31	T	161 196	30 711	462	10	2	
	1	12/10	14/10	11 270	11 270	1 394	0	0	11	173	16	14	2	T	incl. in TTG INCONTRI		462	10	3	
	1	12/10	14/10	17 846	17 846	3 805	0	0	87	2 026	576	0	0	T	74 476	12 199	462	10	3	
RIVA DEL GARDA (I)																				
	2x1	14/1	17/1	32 687	32 687	24 944	0	0	42	1 463	1 173	1 548	1 220	T	13 024	8 302	690	5	25	
	2x1	10/6	13/6	32 279	32 279	22 213	0	0	42	1 245	963	0	0	T	14 742	9 025	690	10	25	
ROMA (I)																				
	1	11/10	12/10	1 176	821	355	0		8	96	29			T	2 045	19	849		5,12	
	1	17/10	19/10	10 700	10 700	268	0	0	54	62	8	17	12	T	8 784	514	462	5	3	
ROMANS (F)																				
	1	30/9	8/10	18 652	9 187	36	9 465	0	3	400	4			T/P	98 007	0	346	8	27	
Rosenheim (D)																				
	2	6/4	9/4	7 042	4 812	279	2 230	86	7	270	19	2		P	17 708		485	9	27	
Rosmalen (NL)																				
	1	5/3	6/3	3 657	3 657	543	0	0	4	157	21			T	425		224		2	
Rostock (D)																				
	1	31/3	2/4	14 106	7 526		6 580		1	66				P	21 189		445	9	26	
Rostov-na-Donu (RU)																				
	1	9/2	12/2	1 978	1 978	256	0	0	15	170	22	5	3	T/P	11 008	220	211	13	14	
Rotterdam, (NL)																				
	1	30/9	1/10	6 166	2 466	358	3 700		5	43	10	5	1	T/P	40 000	242	696		16	
	2	7/11	10/11	22 100	22 100				40	1100	500	6	1	T	26 733	4 683	696		26	
	1	18/9	20/9	6 240	6 240				5	400	24	13	x	T/P	12 736	300	696		2	
	2	17/1	20/1	13 576	13 576	1 496			7	637	97	18	x	T	19 958	3652	697		5	
	2	11/4	13/4	5 566	5 459	426	107		2	267	24	5	x	T	11 022	331	696		7	
	2	4/10	5/10							90				T	2 900		224		19	
	2	4/10	5/10	2 736	2 736	800	0	0	5	140	44			T			224		26	
ROUEN (F)																				
	1	5/10	8/10	1 065	1 065	294	0	0	5	30	7			P	9 793	0	698	8	3	
	1	11/10	12/10	603	603	78	0	0		38	5			P	7 105	0	305	7	13	
	1	21/9	24/9	1 618	1 618	96	0	0	5	142	8			P	19 808	3	698	8	3	
	1	10/3	19/3	22 794	10 393	308	12 401	160	13	600	23			P	85 812	6	698	8	27	
	2x1	3/10	4/10	742	742	0	0	0	0	122	0			T	1 308	0	168	8	4	
	2x1	6/4	7/4	709	709	3	0	0	1	113	1			T	1 402	0	168	8	4	
	1	7/9	10/9	229	229	229	0	0	3	183	12			P	9 292	86	698	8	3	
	1	6/10	8/10	2 710	2 710	0	0	0	1	140	1			P	11 945	0	698	8	13	
	1	25/2	26/2	1 426	1 426	108	0	0	2	146	10			P	4 227	0	315	7	27	
	1	10/11	12/11	2 346	2 346	32	0	0	3	257	3			P	35 036	0	698	8	2	
Rovaniemi (SF)																				
	1	18/11	19/11	294	294		0		2	45		9		P	1 002		608	12	3	
s-Hertogenbosch (NL)																				
	2	5/4	6/4	819	819	69	0	0	1	49	3			T			224		19	
	2	5/4	6/4	6 828	6 828	1 072	0	0	13	322	60			T			224		4	
	2	5/4	6/4	5 442	5 442	24	0	0	2	38	2			T			224		19,26	
SAINT AIGNAN SUR CHER (F)																				
	1	14/3	14/3	260	260	0	0	0	0	50	0			T	326	0	168	8	4	
SAINT MALO (F)																				
	1	4/11	5/11	452	372	0	80	0		64				P	957	0	129	7	3	
	1	1/6	5/6	1 827	1 827	27	0	0	3	307	4			P	33 549	0	216	8	3	
	1	1/4	3/4	594	594	0	0	0		87				P	6 824	0	371	8	2	

(*) Please refer to each national definition given at the beginning of the report

2017 EVENTS BY CITY

	Interval/Year	Opening date	Closing date	Space						Exhibitors				Visitors/Visits (*)				Organizer	Auditor	Industry sector
				Rented Space (sq.m)						Exhibitors with their own stands		Represented firms		Admission for Trade/Public						
				Total	Halls		Open air		from... countries	Total	Foreign/International (*)	Total	Foreign/International (*)	Total	Foreign/International (*)	Total	Foreign/International (*)			
	Total	Foreign/	Total	Foreign/																
SAINT-AMAND MONTROND (F)																				
FOIRE SAINT AMAND MONTROND	1	6/5	8/5	2 881	1 476	0	1 405	0	0	103	0			T	12 927	0	587	8	27	
SAINT-BRIEUC (F)																				
FOIRE EXPOSITION DES COTES D'ARMOR - SAINT BRIEUC	1	9/9	17/9	19 944	6 444	207	13 500	0	3	242	3			T/P	45 250	0	708	8	27	
HABITAT ECO-CONSTRUCTION ET SALON - SAINT BRIEUC	1	4/3	6/3	4 297	4 243	9	54	0	1	204	1			T/P	10 902	0	708	8	13	
TERRALIES - SAINT BRIEUC	1	19/5	21/5	1 761	1 110	0	651	0		100				T/P	17 771	0	772	8	1	
VINS ET GASTRONOMIE - SAINT BRIEUC	1	3/11	5/11	579	579	0	0	0		58				P	2 944	0	371	8	2	
SAINT-ETIENNE (F)																				
CAMPING CAR - SAINT-ETIENNE	1	12/10	16/10	3 581	3 581	0	0	0		7				P	1 817	0	709	8	26	
FOIRE INTERNATIONALE - SAINT ETIENNE	1	22/9	2/10	20 417	10 489	159	9 928	0	8	334	8			P	86 946	0	709	8	27	
HABITAT - SAINT ETIENNE	1	10/3	13/3	2 112	2 112	0	0	0		97				P	4 985	0	148	7	13	
LE RENDEZ-VOUS DE LA GASTRONOMIE ET DES VINS - SAINT ETIENNE	1	10/2	12/2	393	393	0	0	0		50				P	6 411	0	709	8	2	
MOUCHE ARTIFICIELLE - SAINT-ETIENNE	2	25/2	26/2	1 110	1 110	218	0	0		91	17			T/P	3 582	0	161	7	3	
SALAMANCA (E)																				
SALAMAQ - 4ª Feria del Sector Agropecuario	1	6/9	10/9	25 912	3 737	213	22 175	250	3	213	11	ND	ND	T/P			204	11	1	
SALAMAQ - 29ª Exposición Internacional de Ganado Puro	1	6/9	10/9	17 787	17 787	142	0	0	4	28	3	301	2	T/P			204	11	1	
SALZBURG (AT)																				
Alles für den Gast Autumn	1	11/11	15/11	26 309	26 273	6 717	36	0	11	749	251	779	775	T	47 466		678	1	2	
Auto+Gartenmesse	1	24/3	26/3	28 389	28 273	6 558	116	0	13	146	62	0	0	P	20 906		572	1	3,16	
AutoZum	2	18/1	21/1	18 772	18 756	5 400	16	0	15	315	166	456	456	T	20 479		678	1	16	
Bauen+Wohnen Salzburg	1	2/2	5/2	19 162	19 138	2 625	24	0	10	472	90	170	145	P	28 198		678	1	5	
Classic Expo	1	20/10	22/10	21 324	21 308	8 449	16	0	14	338	155	0	0	P	13 554		572	1	16	
Creativ Autumn	1	1/9	3/9	5 420	5 420	3 019	0	0	11	188	114	119	119	T	3 590		678	1	13	
Die Hohe Jagd & Fischerei	1	16/2	19/2	12 696	12 678	6 778	18	0	40	546	361	312	312	P	41 306		678	1	1,3	
Power - Days Salzburg	2	15/3	17/3	8 011	8 011	1 005	0	0	7	171	43	201	196	T	6 066		678	1	5,9,18	
Tracht & Country Spring	1	24/2	26/2	6 969	6 969	4 484	0	0	11	246	172	79	79	T	3 114		678	1	25	
Samsun (TR)																				
Ev'leniyoruz 2017 Wedding Preparation Fair	1	9/2	12/2	1 759	1 759	0			0	61	0			T/P	32 356	0	803	15	21	
Karadeniz 3. Book Fair 2017-Samsun	1	21/2	26/2	3 399	3 399	0			0	140	0			T/P	139 544	0	803	15	3	
Samsun 2nd Furniture-Decoration 2017	1	7/3	12/3	5 321	5 321	0			0	58	0			T/P	37 986	148	803	15	12	
Samsun 3rd Agriculture Fair 2017	1	27/9	1/10	7 417	7 417	0			0	107	0			T/P	48 300	211	803	15	1	
Samsun Construction 2017	1	23/3	26/3	3 978	3 978	0			0	88	0		7	T/P	33 278	121	803	15	5	
Samsun Food 2017	1	23/11	26/11	2 902	2 902	0			0	79	0		0	T/P	31 140	113	803	15	2	
Santlurfa (TR)																				
Santlurfa Building and Construction Exhibition	1	30/3	2/4	9 500	9 500	0			0	80	0		5	T/P	19 500	0	756	15	5	
Santlurfa Food, Agriculture and Livestock Fair	1	13/4	16/4	11 200	11 200	0			0	110	0		10	T/P	22 250	0	756	15	1	
SANTA CRUZ DE TENERIFE (E)																				
II FERIA INTERNACIONAL DE LA MODA DE TENERIFE 2017	1	30/3	2/4	2 508	2 508	0	0	0	1	96	0	0	0	T/P	6 766	0	428	11	25	
III FERIA PROFESIONAL DE LA BELLEZA Y PELUQUERÍA DE CANARIAS	2	22/10	23/10	1 726	1 726	0	0	0	1	34	0	0	0	P	2 100	0	428	11	14	
IV SALÓN GATRONÓMICO DE CANARIAS. GASTROCANARIAS 2017	1	23/5	25/5	3 302	3 302	0	0	0	1	61	0	0	0	P	8 525	0	451,428	11	2	
NATURA SALUD 2017 Feria de la Salud, Medioambiental y Calidad de Vida.	2	22/9	24/9	2 703	2 703	0	0	0	1	76	0	0	0	P	6 449	0	428	11	22	
VI SALÓN DEL AUTOMÓVIL DE CANARIAS 2017	2	20/4	23/4	8 458	5 958	0	2 500	0	1	49	0	0	0	P	23 047	0	428	11	16	
XIII FEBODA Feria de la Boda, Ceremonia, Regaos y Complementos.	1	6/10	8/10	2 467	2 467	0	0	0	1	86	0	0	0	P	4 205	0	428	11	3,25	
XXI EXPOSALDO. Liquidación, Oferta y Descuento	1	8/11	12/11	4 822	4 822	0	0	0	1	114	0	0	0	P	49 283	0	428	11	27	
XXVIII PIT 2017. Parque Infantil y Juvenil de Tenerife	1	21/12	5/1	6 290	6 290	0	0	0	1	ND	0	0	0	P	46 049	0	428	11	3	
SANTA LUCIA DI PIAVE / TV (I)																				
FIERE DI S. LUCIA DI PIAVE	1	8/12	11/12	25 426	739	0	24 687	0	15	170	0	121	62	T/P	25 052	0	105	10	1	

(*) Please refer to each national definition given at the beginning of the report

2017 EVENTS BY CITY

	Interval Year	Opening date	Closing date	Space					Exhibitors					Visitors/Visits (*)		Organizer	Auditor	Industry sector		
				Rented Space (sq.m)					Exhibitors with their own stands		Represented firms		Admission for Trade/Public	Total						
				Total	Halls	Open air	Total	Foreign/	from... countries	Total	Foreign/ International (*)	Total		Foreign/ International (*)	Total					Foreign/ International (*)
SANTANDER (E)																				
ARTESANTANDER	1	15/7	19/7	896	896	ND	ND	ND	4	42	4	ND	ND	T/P	5 490	ND	379, 623		3	
Feria del Stock	2x1	3/3	5/3	984	984	ND	ND	ND	1	82	ND	ND	ND	P	24 238	ND	164, 623		27	
Feria del Stock de Otoño	2x1	8/9	10/9	780	780	ND	ND	ND	1	65	ND	ND	ND	P	19 553	ND	164, 623		27	
I Salón de Orientación Universitaria		7/11	7/11	192	192	ND	ND	ND	1	31	ND	ND	ND	P	1 304	ND	158, 623		8	
I Feria BIOCANTABRIA		26/5	28/5	1 116	1 116	ND	ND	ND	1	93	ND	ND	ND	P	14 558	ND	534, 623		10	
II Salón Anticuarios	1	1/7	2/7	822	822	ND	ND	ND	ND	51	ND	ND	ND	P	4 428	ND	192, 623		3	
II Salón Inmobiliario de la Vivienda y Decoración	1	21/4	23/4	947	947	ND	ND	ND	1	41	ND	ND	ND	P	7 117	ND	202, 623		12,15	
Santander Alternativo	1	20/5	21/5	903	903	ND	ND	ND	1	44	ND	ND	ND	P	13 916	ND	202, 623		3	
X Feria de tu Boda y Comunión	1	28/10	29/10	654	654	ND	ND	ND	1	54	ND	ND	ND	P	6 088	ND	524, 623		3	
XIV Feria del Producto de Cantabria	1	8/12	10/12	1 044	1 044	ND	ND	ND	1	87	ND	ND	ND	P	19 131	ND	202, 623		2	
SILLEDA (PONTEVEDRA) (E)																				
ABANCA CIMAG-GANDAGRO	2	26/1	28/1	11 275	9 429	455	265	40	24	160	16	195	127	T	14 842	787	318	11	1	
FERIA INTERNACIONAL ABANCA SEMANA VERDE DE GALICIA/SALIMAT ABANCA	1	8/6	11/6	42 315	10 141	1 121	5 342	65	18	437	32	224	85	T/P	79 298	26 018	318	11	21,2	
Sivas (TR)																				
4.AgroSivas Food-Agriculture and Livestock Fair	1	24/8	27/8	15 000	15 000	0			0	266	0		13	T/P	90 000	77	723	15	1	
Sochi (RU)																				
Beer 2017	1	16/5	18/5	1 515	1 515	489	0	0	14	141	38	69	4	T/P	2 430	20	748	13	2	
InterJeweller-2017	1	19/7	23/7	1 700	1 700	0	0	0	1	96	0	0	0	T	6 630	0	748		24	
Resorts and Tourism. Season 2017-2018	1	23/11	24/11	1 277	1 277	20	0	0	3	206	4	54	0	T	2 961	30	748	13	3	
Sosnowiec (PL)																				
Dremaslesia	1	12/5	14/5	1 075	1 039	135	36	0	4	64	11	n.a.	n.a.	T/P	1 049	n.a.	647	4	12	
RyboMania-Sosnowiec	1	11/3	13/3	4 421	4 421	612	0	0	5	119	12	n.a.	n.a.	T/P	7 866	50	647	4	3	
St.Petersburg (RU)																				
AGRORUS	1	19/8	27/8	5 645	2 136	95	3 509	50	6	723	12	43	1	T/P	28 020	1 400	233	13	1	
Auto World	1	6/4	9/4	8 680	5 010	285	3 670	0	5	69	5	18		T	17 850	180	309	13	16	
Boilers and Burners	1	3/10	6/10	641	641	182	0	0	5	43	7	6		T/P	incl. in Ros-Gas-Expo	309			9	
Childhood Planet	1	30/3	2/4	1 492	1 492	54	0	0	6	1 014	27	12		T/P	11 302	27	233		13	
CleanExpo Moscow	1	13/11	15/11	2 476	2 476	188	0	0	10	152	18	1	1	T	4 340	173	652		10	
CleanExpo St. Petersburg	2	19/4	21/4	193	193	0	0	0	1	21		7		T	2 046	49	652		10	
Ecology of Big City	1	5/4	7/4	1 395	1 395	235	0	0	7	90	20	38	1	T	3 740	150	233	13	10	
Electronics. Instrument-making. Automation	1	21/11	23/11	1 890	1 890	212	0	0	8	116	10			T	5 900	118	309		18	
Energetika & Electrotechnika	1	25/4	28/4	3 685	3 685	643	0	0	10	160	29			T	6 500	160	688, 233		17	
ExpoCoating Moscow	1	24/10	26/10	957	957	206	0	0	10	81	14	5		T	1 784	107	652	13	17	
ExpoElectronica	1	25/4	27/4	4 582	4 582	1 293	0	0	13	314	135	18	1	T	8 285	286	652		18	
ExpoHoReCa	1	2/3	5/3	483	483	46	0	0	5	53	5	28	2	T/P	1 870	20	309	13	2	
Fashion Industry	2x1	16/3	19/3	2 104	2 104	474	0	0	11	173	38	20	2	T/P	10 590	110	691, 309	13	25	
Fashion Industry	2x1	28/9	1/10	2 217	2 217	493	0	0	13	176	37	21	3	T/P	9 320	90	691, 309	13	25	
Hipposphere	1	24/8	27/8	1 261	1 261	0	0	0	1	98		11		T/P	10 600	110	233	13	3	
Interfood St. Petersburg	1	19/4	21/4	324	324	75	0	0	7	41	9	13	1	T	1 912	40	652		2	
JUNWEX St.Petersburg	1	1/2	5/2	12 642	12 642	60	0	0	5	485	6	14	3	P	23 710	240	701	13	24	
MiningWorld Russia	1	25/4	27/4	4 163	3 473	1 286	690	0	20	258	113	27	3	T	4 175	334	652	13	9	
NDT Russia	1	24/10	26/10	740	740	111	0	0	7	72	11	1	0	T	1 553	62	652	13	19	
New Years Gift	1	14/12	17/12	3 763	3 763	219	0	0	15	803	34	0	0	T/P	67 124	0	309		27	
Power Electronics	1	24/10	26/10	600	600	89	0	0	7	58	7	1	0	T	2 399	84	652		18	
RAO/CIS Offshore	2	12/9	15/9	2 552	2 552	216	0	0	5	64	8	0	0	T	2 166	250	687		9	
Ros-Gas-Expo	1	3/10	6/10	2 300	2 300	190	0	0	14	151	23	8	0	T/P	11 500	3 300	309		9	
Russian Industrialist	1	20/9	22/9	1 936	1 936	115	0	0	7	222	14	16	1	T/P	7 670	80	233	13	19	
Securika St. Petersburg	1	25/10	27/10	1 157	1 157	33	0	0	4	101	4	6	0	T	3 831	83	652		7	
Senior Generation	1	12/4	15/4	951	951	81	0	0	11	117	14	8	0	T	10 340	0	233	13	22	
SPRING-SUMMERSS FAIR	1	20/4	23/4	2 139	2 139	148	0	0	7	438	22	0	0	P	46 252	0	309		27	
St. Petersburg Technical Fair	1	14/3	16/3	2 150	2 150	726	0	0	11	172	65	6	6	T	4 218	181	687	13	19	
The St. Petersburg International Gas Forum	1	3/10	6/10	8 661	8 661	143	0	0	14	500	38	38	0	T	11 500	1 735	309, 233		9	
Welding	1	25/4	28/4	1 700	1 460	294	240	0	8	85	24	9	4	T	4 400	46	233		19	
WorldBuild St. Petersburg / InterStroyExpo	1	19/4	21/4	1 865	1 629	87	236	0	5	157	17	19	0	T	6 496	105	652		5	
Zoosphere. White nights	1	22/6	24/6	1 757	1 757	62	0	0	5	99	6	0	0	T	3 540	140	233	13	3	

(*) Please refer to each national definition given at the beginning of the report

2017 EVENTS BY CITY

	Interval/Year	Opening date	Closing date	Space					Exhibitors					Visitors/Visits (*)			Organizer	Auditor	Industry sector			
				Rented Space (sq.m)					Exhibitors with their own stands			Represented firms		Admission for Trade/Public	Total							
				Total	Halls		Open air		from... countries	Total	Foreign/International (*)	Total	Foreign/International (*)		Total	Foreign/International (*)						
	Total	Foreign/	Total	Foreign/																		
Stockholm (S)																						
	A@W Stockholm	2	5/4	6/4	1 262	466	796	0		15	103	65			T	1 279	77	852		5,12		
	Allt För Hälsan	1	10/11	12/11	3 033	3 033		0		11	153		54		P	30 134		757	14	22		
	Allt För Sjön - Stockholm International Boat Show	1	3/3	12/3	22 442	22 442		0		15	373		480		P	83 259		757	14	26		
	Bak- & Chokladfestivalen	1	12/10	15/10	1 164	1 164		0		4	75				P	32 696		757	14	3		
	Formex Höst	1	23/8	26/8	32 962	32 962		0		20	862		33		T	20 753		757	14	13		
	Formex Vår	1	18/1	21/1	30 255	30 255		0		22	765		43		T	22 439		757	14	13		
	Hem, Villa & Bostadsrätt	1	12/10	15/10	8 157	8 157		0		7	269		24		P	32 996		757	14	15		
	Nordiska Trädgårdar	1	6/4	9/4	9 133	9 133		0		11	366		4		P	41 436		757	14	3		
	Sthlm Food & Wine	1	9/11	12/11	3 037	3 037		0		7	165		0		P	32 665		757	14	3		
	Stockholms Antikmässa - Stockholm Antiques Fair	1	16/2	19/2	4 361	4 361		0		6	224		9		P	27 006		757	14	3		
	Stockholms Möbelmässa & Ljus - Stockholm Furniture & Light Fair	1	7/2	11/2	37 124	37 105		19		56	562		40		T/P	39 240		757	14	15		
	Vildmarksässan	1	10/3	12/3	2 145	2 145		0		8	133		45		P	33 502		757	14	3		
STRASBOURG (F)																						
	BABY - STRASBOURG	1	25/3	26/3	651	651	75	0	0		35	5			P	5 092	0	306	7	13		
	BROCANTE ET ANTIQUITE - STRASBOURG	3x1	4/2	5/2	1 566	1 566	315	0	0		3	69	17		P	2 505	0	758	8	3		
	BROCANTE ET ANTIQUITE - STRASBOURG	3x1	18/11	19/11	2 475	2 475	525	0	0		3	107	25		P	3 560	0	758	8	3		
	BROCANTE ET ANTIQUITE - STRASBOURG	3x1	8/4	9/4	835	835	60	0	0		2	41	4		P	1 339	0	758	8	3		
	ENOVA - STRASBOURG	1	15/3	16/3	1 542	1 542	81	0	0		5	130	8		T	1 257	93	373	8	19		
	FOIRE EUROPEENNE - STRASBOURG	1	1/9	11/9	24 963	17 201	1 633	7 762	573		24	889	115		P	176 790	0	758	8	27		
	FRANCE CE STRASBOURG	2x1	5/10	6/10	668	668	25	0	0		3	102	3		T	1 148	0	168	8	4		
	FRANCE CE STRASBOURG	2x1	30/3	31/3	707	707	43	0	0		5	105	8		T	1 187	0	168	8	4		
	HABITAT - STRASBOURG	1	31/3	3/4	4 133	3 571	138	562	30		4	200	10		P	8 889	0	758	8	13		
	MAISON & TRAVAUX - STRASBOURG	1	20/10	23/10	1 406	1 406	0	0	0			89			P	5 192	0	530	8	5		
	PREVENTICA - STRASBOURG	1	7/11	9/11	4 907	4 907	0	0	0		0	302	0		T	10 784	0	173	8	22		
	RESONANCES - STRASBOURG	1	10/11	13/11	1 029	1 029	132	0	0		9	175	20		P	19 879	0	352	8	3		
	ST-ART - STRASBOURG	1	17/11	20/11	3 341	3 341	1 062	0	0		5	90	29		P	17 192	0	758	8	3		
	TOURISSIMO - STRASBOURG	1	27/1	29/1	8 926	8 926	452	0	0		7	132	45		P	13 579	0	758	8	3		
	VINS DES VIGNERONS INDEPENDANTS - STRASBOURG	1	17/2	20/2	3 633	3 633	0	0	0			591			P	51 132	0	831	8	1		
Stuttgart (D)																						
	ANIMAL / Stuttgarter MesseHerbst - Exhibition for pet ownership	1	18/11	19/11	3 830	3 830	117	0			8	189	12		P	34 285		499	9	3	See note 1	
	auto motor and sport i-Mobility / Stuttgarter Messeherbst	1	20/4	23/4	2 635	2 635	52	0			3	54	2		P	13 835	138	499	9	16	See note 2	
	AUTOTAGE STUTTGART / Stuttgarter Messeherbst - South Germany's large new car sales exhibition	1	17/11	19/11	4 243	4 243		0			1	22			P	14 600	146	499	9	16	See note 1	
	CMT - The holiday exhibition	1	14/1	22/1	65 835	65 308	10 732	527	164		74	2 035	638	28		P	234 942	4 699	499	9	4	
	COMPOSITES EUROPE - European Trade Fair & Forum for Composites, Technology and Applications	1	19/9	21/9	9 345	9 345	3 545	0			29	420	164		T	7 909	3 042	675	9	17,19		
	didacta - Trade fair for education and training	1	14/2	18/2	31 080	31 080	2 493	0			48	860	150	34	1	T/P	84 396	1 688	499	9	8	
	DIE BESTEN JAHRE / Stuttgarter Messeherbst - The best years - The exhibition for staying active	1	20/11	21/11	763	763	35	0			4	63	4		P	4 923	49	499	9	27	See note 1	
	eltefa - Biggest regional trade fair for the electrical sector	2	29/3	31/3	19 802	19 680	1 121	122			19	494	42	23	5	T	23 738	475	499	9	18	
	FACHDENTAL SÜDWEST	1	20/10	21/10	5 065	5 065	825	0			17	263	45	3	2	T	6 705	67	499	9	22	
	FAIR HANDELN - International exhibition focusing on Fairtrade and globally responsible trade and activities	1	20/4	23/4	2 051	2 051	161	0			9	137	13	4	4	T	19 225	192	499	9	27	See note 2
	Familie & Heim with minerals, fossils, jewellery / Stuttgarter Messeherbst	1	18/11	26/11	11 686	11 686	1 132	0			23	524	82		P	93 932	939	499	9	27	See note 1	
	GARTEN outdoor ambiente	1	20/4	23/4	3 548	3 548	234	0			8	128	12		P	47 693		499	9	3	See note 2	
	Invest - Leading trade fair and congress for finance and investment	1	7/4	8/4	3 091	3 091	479	0			15	137	24		T/P	11 815	236	499	9	4		
	KREATIV / Stuttgarter Messeherbst - The trade fair for creative design	1	23/11	26/11	4 151	4 151	476	0			13	195	34		P	64 517	1 290	499	9	3	See note 1	

(*) Please refer to each national definition given at the beginning of the report

2017 EVENTS BY CITY

	Interval/Year	Opening date	Closing date	Space					Exhibitors					Visitors/Visits (*)			Organizer	Auditor	Industry sector	
				Rented Space (sq.m)					Exhibitors with their own stands		Represented firms			Admission for Trade/Public	Total					
				Total	Halls		Open air		from... countries	Total	Foreign/International (*)	Total	Foreign/International (*)		Total	Foreign/International (*)				
	Total	Foreign/	Total	Foreign/																
Stuttgart (D)																				
KREATIV (Spring) - The trade fair for creative design	1	20/4	23/4	2 035	2 035	288	0		8	108	22			P	32 935	329	499	9	3	See note 2
LogiMAT - International Trade Fair for Distribution, Materials Handling and Information Flow	1	14/3	16/3	50 454	50 024	10 021	430	25	36	1 383	341			T	50 189	7 124	265	9	26	
Market for good taste – The Slow Food Exhibition	1	20/4	23/4	5 604	5 604	1 696	0		13	546	203			P	66 325		499	9	2	See note 2
Medizin / TheraPro	1	27/1	29/1	4 852	4 852	283	0		12	276	20	17	2	T	10 137	203	499	9	22	
Minerals, fossils, jewellery (Spring)	1	21/4	23/4	1 698	1 698	338	0		21	209	55			P	14 565	146	499	9	3	See note 2
Modell + Technik / Stuttgarter MesseHerbst - The exhibition for model making and model railways	1	23/11	26/11	3 948	3 948	195	0		8	119	12			P	60 082	600	499	9	3	See note 1
Moulding Expo - International Trade Fair for Tool, Pattern and Mould Making	2	30/5	2/6	21 533	21 533	5 552	0		26	763	233	1		T	14 015	1 962	499	9	19	
parts2clean - Leading International Trade Fair for Industrial Parts and Surface Cleaning	1	24/10	26/10	7 017	7 017	1 031	0		15	230	43			T	4 861	1 167	200	9	19	
RETRO CLASSICS - Europe's greatest classic car exhibition	1	2/3	5/3	55 790	55 681	8 813	109		19	864	178			P	89 036	8 904	689	9	26	
Spielemesse / Stuttgarter MesseHerbst - The meeting place for excitement, fun and games	1	23/11	26/11	2 021	2 021	145	0		6	83	9			P	56 269	1 126	499	9	3	See note 1
südback - Trade Fair for the Bakery and Confectionery Trades	1	23/9	26/9	30 345	30 311	4 340	34		20	656	113	13	3	P	37 126	5 940	499	9	2	
SÜFFA - Trade fair for the meat industry	1	21/10	23/10	8 708	8 708	358	0		10	245	16	1		T	8 774	439	499	9	2	
veggie & frei von / Stuttgarter MesseHerbst- Fair for taste and health	1	24/11	25/11	1 654	1 654	104	0		7	170	11			P	30 848	616	499	9	2	See note 1
Note 1: Visitor attendance determined by a representative poll in the combination of Stuttgarter MesseHerbst. Multiple answers were permitted.																				
Note 2: Visitor attendance determined by a representative poll in the combination of Slow Food / Fair Handeln / Mineralien, Fossilien, Schmuck / GARTEN / Kreativ Spring/i-Mobility. Multiple answers were permitted.																				
Surgut (RU)																				
PRODUCTS OF UGRA LAND	1	9/12	11/12	1 183	1 183	0	0	0	1	231	0	0	0	P	17 000	0	854		27	
Surgut. Oil and Gas	1	28/9	30/9	2 594	855	102	1 739	118	11	116	13	0	0	T/P	6 180	0	854		9	
Tampere (SF)																				
Assistive Technology Fair 2017	2	9/11	11/11	4 147	4 132		15		5	200		0		T/P	14 752		292	12	22	
FinnClean Trade Fair 2017	2	10/5	12/5	3 363	3 357		6		6	161		18		T	6 268		763	12	27	
Finnish Craft and Design Fair 2017, Dollhouse Fair 2017, Railway Modelling 2017	1	17/11	19/11	5 530	5 440		90		3	755		0		P	48 588		763	12	3	
Food and Drink Industry 2017	3	13/9	14/9	2 326	2 266		60		6	120		38		T	1 950		763	12	2	
Horses 2017	1	8/4	9/4	4 769	4 252		517		9	220		0		P	15 464		763	12	3	
Subcontracting 2017	1	25/9	27/9	14 933	14 526		407		15	1 027		701		T	17 592		763	12	4	
Super Fair 2017	1	21/4	23/4	9 425	9 291		134		3	577		0		P	20 716		763	12	3	
TARBES (F)																				
AGRICULTURE - TARBES	1	9/3	12/3	12 557	4 624	99	7 933	450	3	318	15			P	57 723	0	717	8	1	
AMERICAN SALOON - TARBES	1	15/9	17/9	597	597	63	0	0	1	26	3			P	2 965	0	765	8	3	
FOIRE EXPOSITION - TARBES	1	27/4	1/5	4 654	4 654	15	0	0	1	187	1			P	21 541	0	765	8	27	
GEEK FESTIVAL - TARBES	1	9/12	10/12	198	198	18	0	0	1	19	1			P	2 729	0	765	8	3	
MAISON - TARBES	1	12/10	15/10	1 816	1 816	0	0	0		95				P	4 109	0	142	8	13	
MARIAGE TARBES	1	21/1	22/1	711	711	0	0	0		73				P	1 623	0	142	8	3	
Tekirdağ (TR)																				
5.Çorlu Autoshow	1	2/8	6/8	2 050	2 050	0			0	23	0		0	T/P	154 000	0	685	15	16	
Book and Education Fair	1	25/10	29/10	686	686	0			0	25	0		0	T/P	62 242	216	185	15	3	
Build, Real Estate and Building Materials Trade Fair	1	25/10	29/10	2 205	2 205	65			1	50	1		0	T/P	62 242	216	185	15	5	
Çorlu 10.Agriculturetech 2017	1	2/8	6/8	21 037	21 037	0			0	105	0		0	T/P	154 000	0	685	15	1	
DLG-ÖCP Agriculture and Technology Days 2017	1	23/8	26/8	18 720	18 720	650			4	105	4		15	T/P	25 655	824	206	15	1	
Thrace General Industry and Trade Fair	1	3/5	7/5	5 420	5 420	130			1	89	1		0	T/P	44 765	1 128	185	15	27	
Thun (CH)																				
Brocante	1	10/2	12/2	3 000					4	105				T/P	6 070		632		3,13	
AgriMesse	1	2/3	5/3	16 000					2	180				T/P	20 000		31		1,19	
Hausbau- und Immomesse	1	19/5	21/5	3 000					1	60				T/P			402		5,12,15	
Oberländische Herbstausstellung OHA	1	1/9	10/9	16 000					6	220				P	46 000		784		4,12,13,2,3,6,24,25,14	
Neuland Berner Oberland	1	2/11	5/11						1	140				P	13 000		784		4,12,13,2,3,6,24,25,14	

(*) Please refer to each national definition given at the beginning of the report

2017 EVENTS BY CITY

	Interval Year	Opening date	Closing date	Space					Exhibitors					Visitors/Visits (*)		Organizer	Auditor	Industry sector		
				Rented Space (sq.m)					Exhibitors with their own stands		Represented firms		Admission for Trade/Public	Total						
				Total	Halls	Foreign/	Open air	Foreign/	from... countries	Total	Foreign/ International (*)	Total		Foreign/ International (*)	Total					Foreign/ International (*)
Tokat (TR)																				
Tokat Agriculture 2017	1	9/11	12/11	12 000	12 000	0			0	122	0		0	T/P	86 000	0	91	15	1	
TORINO (I)																				
A & T - AFFIDABILITA' E TECNOLOGIE	1	3/5	5/5	6 400	6 400	1 500	0	0	4	216	17	64	64	T	6 882	422	5	5	18	
ARTISSIMA - Internazionale d'Arte Contemporanea	1	9/11	12/11	6 718	6 718	4 690	0	0	30	204	127	0	0	T/P	52 000		65	5	3	
AUTOMOTORETRO'	1	3/2	5/2	45 800	24 800	3 600	21 000	0	7	1 190	275	20	0	T/P	59 122	8 716	109	5	16	
EUROMINERALEXPO - Mostra Mercato di Minerali, Gemme e Fossili	1	28/9	1/10	3 000	3 000	1 050	0	0	20	240	108	0	0	T/P	7 576	1 589	123	5	3	
SALONE INTERNAZIONALE DEL LIBRO	1	18/5	22/5	33 500	30 500	1 000	3 000	0	13	495	22	665	20	T/P	153 315	4 500	349	5	8	
SMART MOBILITY WORLD/ITN - Infrastrutture e tecnologie per la Smart City e la Smart Mobility	1	4/10	5/10	2 200	2 000	0	200	0	6	68	7	0	0	T	1 524	38	368	5	5	
Tornio (SF)																				
Senior Fair 2017, Tornio	1	2/9	3/9	274	274		0		2	39		4		P	822		608	12	3	
TORRE PACHECO (MURCIA) (E)																				
BODA Y HOGAR	1	17/11	19/11	6 030	4 560	0	0	0	1	122	0	0	0	T/P	2 216	0	426	11	25,13	
DESEMBALAJE DE ANTIGUEDADES	1	29/9	1/10	2 192	2 192	0	0	0	1	95	0	0	0	T/P	6 168	0	426	11	3	
EQUIMUR - SALON INTERNACIONAL DE CABALLOS DE RAZAS PURAS	1	16/2	19/2	13 125	1 925	12	0	0	2	65	1	0	0	T/P	6 420	0	426	11	3	
EXPOMED SALUD	1	17/3	19/3	2 953	1 953	40	0	0	3	90	2	0	0	T/P	2 213	0	426	11	22,14	
EXPOSICIÓN CANINA	1	21/10	22/10	8 113	1 083	0	0	0	2	40	0	0	0	T/P	9 947	0	672,426	11	3,1	
FAME INNOWA	2	29/3	1/4	8 902	8 902	0	0	0	1	134	0	0	0	T	339	0	426	11	1	
SALON DE LA AUTOMOCION E INDUSTRIAS AFINES	1	6/12	10/12	12 529	12 529	0	0	0	1	53	0	0	0	T/P	6 321	0	426	11	16	
SALÓN DEL VEHICULO DE OCASIÓN	1	29/4	1/5	10 949	10 949	0	0	0	1	46	0	0	0	P	7 299	0	426	11	16	
SALÓN ERÓTICO DE MURCIA	1	13/5	14/5	381	381	0	0	0	1	13	0	0	0	T/P	3 147	0	426	11	3	
WINTER FREAK - SALON DEL MANGA Y LA CULTURA ALTERNATIVA	1	4/3	5/3	3 032	472	0	0	0	1	25	0	0	0	P	6 271	0	426	11	3	
Torun (PL)																				
Od Działki po Dom/Invest-Tor	1	11/3	12/3	769	669	0	100	0	1	62	0			T/P			767	4	5	
Garden (Spring)	1	22/4	23/4	282	71	0	211	0	1	30	0			P			767	4	3	
Gardening Autumn	1	9/9	10/9	362	100	0	262	0	1	33	0			P			767	4	3	
Medinpol	1	24/10	24/10	83	83	1	0	0	2	14	1			T/P			767	4	22	
Moto-Tor	1	7/10	8/10	335	315	12	20	0	2	13	1			T/P			767	4	16	
Real Estate	1	23/9	24/9	303	288	0	15	0	1	26	0			T/P			767	4	15	
Tourism/Relax	1	1/4	2/4	452	406	0	46	0	1	88	0			P			767	4	6	
Wedding/Beauty Academy	1	18/11	19/11	176	166	0	10	0	1	45	0			T/P			767	4	3	
Christmas Taste of Regions	1	16/12	17/12	158	153	0	5	0	1	42	0			T/P			767	4	27	
TOULON (F)																				
SALON DU LYCÉEN ET DE L'ÉTUDIANT - TOULON	1	7/1	7/1	505	505	0	0	0		46				P	2 360	0	508	8	8	
TOULOUSE (F)																				
AUTONOMIC SUD	2	23/3	24/3	1 876	1 876	57	0	0		166	8			P	5 183	28	17	7	22	
AVENIR LOGISTIQUE - TOULOUSE	2	24/10	26/10	698	698	84	0	0	4	77	10			T	2 251	0	369	8	26	
CHOCOLAT ET GOURMANDISES - TOULOUSE	1	3/11	5/11	415	415	28	0	0	1	33	1			P			369	8	2	
FOIRE INTERNATIONALE - TOULOUSE	1	15/4	24/4	19 775	11 368	398	8 407	117	13	477	28			P	94 029	0	369	8	27	
FORM AVENIR - TOULOUSE	1	3/3	4/3	1 807	1 807	0	0	0		197				P	13 755	0	114	7	8	
FRANCE CE TOULOUSE	2x1	9/3	10/3	745	745	15	0	0	1	108	5			T	1 192	0	168	8	4	
FRANCE CE TOULOUSE	2x1	5/10	5/10	811	811	41	0	0	4	126	10			T	1 255	0	168	8	4	
HABITAT - TOULOUSE	1	28/9	1/10	2 409	2 409	18	0	0	1	85	1			P	10 261	0	369	8	13	
IMMOBILIER - TOULOUSE	2x1	29/9	1/10	1 523	1 523	9	0	0	1	95	1			P	9 210	5	168	8	15	
MAHANA TOULOUSE	1	24/2	26/2	1 295	1 295	206	0	0	10	171	25			P	9 489	0	168	8	3	
TAF - TOULOUSE	1	3/3	4/3	1 807	1 807	0	0	0		197				P	13 755	0	114	7	8	
TOULOUSE GAME SHOW	1	2/12	3/12	2 347	2 347	188	0	0		146	9			P	45 419	0	776	7	13	
VINS ET TERROIRS - TOULOUSE	1	3/11	5/11	2 759	2 759	45	0	0	2	293	4			P	34 870	0	369	8	2	
VINS ET TERROIRS DU PRINTEMPS - TOULOUSE	1	17/3	19/3	1 170	1 170	18	0	0	1	130	2			P	10 731	0	369	8	2	

(*) Please refer to each national definition given at the beginning of the report

2017 EVENTS BY CITY

	Interval Year	Opening date	Closing date	Space					Exhibitors					Visitors/Visits (*)			Organizer	Auditor	Industry sector	
				Rented Space (sq.m)					Exhibitors with their own stands			Represented firms		Admission for Trade/Public	Total					
				Total	Halls		Open air		from ... countries	Total	Foreign/ International (*)	Total	Foreign/ International (*)		Total	Foreign/ International (*)				
					Total	Foreign/	Total	Foreign/						Total						International (*)
TOURS (F)																				
DECO AMEUBLEMENT JARDIN - TENDANCEXPO - TOURS	1	13/10	15/10	2 355	2 355	24	0	0	1	85	2			P	13 934	0	787	7	13	
FOIRE EXPOSITION - TOURS	1	5/5	14/5	48 422	48 422	380	0	0		619	14			P	250 000	0	787	7	27	
L'ART AU QUOTIDIEN - TOURS	1	10/11	13/11	1 081	1 081	0	0	0		125				P	9 441	0	787	7	3	
L'UNIVERS DE L'HABITAT - TOURS	1	3/2	5/2	3 012	3 012	0	0	0		153				P	12 818	0	67	7	13	
LYCÉENS ET ÉTUDIANTS - TOURS	1	11/11	11/11	361	361	1	0	0	1	56	1			P	2 453	0	508	8	8	
MARIAGE EXPO - TOURS	1	13/10	15/10	522	522	0	0	0		56				P	13 934	0	787	7	3	
SALON DE L'AUTOMOBILE - TOURS	1	20/10	23/10	17 155	17 155	0	0	0		32				P	19 635	0	787	7	26	
SALONS CE TOURS	1	4/4	5/4	455	455	0	0	0	0	76	0			T	652	0	168	8	4	
TOURS VINTAGE LEGENDE - TOURS	1	2/12	3/12	1 349	1 349	18	0	0	1	68	1			P	3 994	0	787	7	3	
VEHICULES D'OCCASION - TOURS	1	3/2	5/2	2 230	2 230	0	0	0		12				P	12 818	0	787	7	26	
Turku (SF)																				
Caravan Show 2017	1	13/1	15/1	5 642	5 642		0		3	52		11		P	6 283		795	12	6	
Construction & Interior Design 2017	1	10/2	12/2	6 191	6 156		35		2	261		37		P	14 705		795	12	12	
RekryExpo 2017	1	22/11	22/11	424	386		38		1	61		2		P	3 585		795	12	4	
Skilled Women, Healthy living & Outlet 2017	1	27/10	29/10	1 822	1 822		0		4	189		13		P	6 951		795	12	3	
Turku Art & Antique Fair 2017	1	18/3	19/3	2 135	2 135		0		5	101		3		P	8 802		795	12	3	
Turku Book Fair 2017	1	6/10	8/10	3 480	3 480		0		3	226		42		P	21 501		795	12	3	
Turku Garden Fair, Gottage & Sea 2017	1	31/3	2/4	3 098	3 043		55		4	161		3		P	13 652		795	12	3	
Turku General Fair 2017	2	24/8	27/8	3 095	1 822		1 273		4	162		11		P	17 702		795	12	27	
Venexpo	1	9/11	11/11	2 614	2 599		15		1	57		2		P	7 062		795	12	26	
Ufa (RU)																				
Russian Petrochemical Forum. Gas. Oil. Technology	1	23/5	26/5	5 229	3 866	547	1 363	38	16	363	49	34	1	T	12 476	374	107	13	9	
Umeå (S)																				
Stora Nolia	1	5/8	13/8	36 770	6 616		30 154		8	369		40		P	83 067		607	14	27	
Uşak (TR)																				
USAK 3.Agean Region Agricultural and Livestock , dairy technology, farm equipment , green house technology	1	24/8	27/8	15 000	15 000	0			0	143	0		0	T/P	35 706	0	376	15	1	
Utrecht (NL)																				
BIM praktijkdag 2017	1	18/5	18/5	54	54	0				9	0	0	0	T	440	0	468		5	
Bouwbeurs 2017	2	6/2	10/2	26 006	26 006	3 699				571	85	60	30	T	74 958	1 327	468		5	
Dutch Comic Con Fall	2x1	17/11	18/11							180				P	22 500		224		3	
Dutch Comic Con Spring	2x1	25/3	26/3							218				P	30 000		224		3	
Dutch Motorcycle Festival 2017	1	26/8	26/8	1 331	1 331	54				52	3	0	0	P	5 000	50	468		3	
E-bike Xperience 2017	1	11/2	12/2	1 963	1 963	374				48	12	4	2	P	2 835	28	468		3	
ICT & Logistiek 2017	1	28/11	30/11	2 594	2 594	299				108	16	30	15	T	7 358	294	468		26	
Infosecurity.nl en Data &Cloud Expo 2017	1	1/11	2/11	3 940	3 940	1 081				152	50	22	11	T	9 611	1 081	468		21	
Jaarbeurs Overheid 360°	1	17/5	17/5	144	144	0				32	0	0	0	T	750	2	468		21	
Kampeer & Caravan Jaarbeurs 2017	1	11/10	15/10	27 632	27 632	5 113				181	32	12	6	P	37 450	375	468		3	
KreaDoe 2017	1	1/11	5/11	5 937	5 937	353				308	18	2	1	P	43 297	650	468		3	
Logistica 2017	2	28/11	30/11	9 114	9 114	1 396				212	38	16	8	T	15 417	925	468		26	
MOTORbeurs Utrecht 2017	1	23/2	26/2	24 016	24 016	2 437				311	64	16	8	P	97 820	1 950	468		16	
Nationale Onderwijs Tentoonstelling 2017	2	24/1	28/1	11 458	11 458	282				393	12	80	40	T	38 908	800	468		8	
Outreeca	1	10/1	15/1	1 772	1 772	362				59	12	4	2	P	incl. in Vakantiebeurs		468		3	
Smart Homes & Intelligent Buildings 2017	1	14/11	15/11	84	84	18				14	3	0	0	T	415	18	468		5	
Trade Mart Utrecht Expositanten 2017	1	1/1	31/12	47 161	47 161	6 122				228	27	2	1	T	6 122	6 122	468		27	
Vakantiebeurs 2017	1	10/1	15/1	16 889	16 889	4 538				427	163	158	79	T/P	108 779	3 130	468		6	
Verzamelaars JB NJ 2017	1	11/11	12/11	2 588	2 588	376				801	118	0	0	P	32 693	3 923	468		3	
Verzamelaars JB VJ 2017	1	8/4	9/4	2 482	2 482	301				661	99	0	0	P	24 884	2 737	468		3	
Zorg & ICT 2017	1	14/3	16/3	4 600	4 600	120				187	8	4	2	T	9 312	189	468		22	
Zorgtotaal 2017	2	14/3	16/3	6 873	6 873	184				217	9	26	13	T	22 097	266	468		22	
VALENCE (F)																				
FRANCE CE VALENCE	2x1	17/10	17/10	316	316	0	0	0	0	60	0			T	295	0	168	8	4	

(*) Please refer to each national definition given at the beginning of the report

2017 EVENTS BY CITY

	Interval Year	Opening date	Closing date	Space					Exhibitors					Visitors/Visits (*)			Organizer	Auditor	Industry sector		
				Rented Space (sq.m)					Exhibitors with their own stands			Represented firms		Admission for Trade/Public	Total						
				Total	Halls		Open air		from ... countries	Total	Foreign/ International (*)	Total	Foreign/ International (*)		Total	Foreign/ International (*)					
					Total	Foreign/	Total	Foreign/						Total							Foreign/ International (*)
VALENCIA (E)																					
BEAUTY VALENCIA - Salón profesional de estética, spa, uñas y peluquería	1	28/1	29/1	2 040	1 244	44	0	0	6	72	5	0	0	T	6 675	ND	324	11	14		
BEBÉS & MAMÁS - 2º salón del bebé para mamás, papás y futuras familias	1	6/5	7/5	1 376	870	0	0	0	2	55	1	0	0	P	2 887	ND	320, 324	11	3		
BIOCULTURA - 7ª Feria Productos Ecológicos y consumo responsable	1	29/9	1/10	5 000	5 000	57	0	0	4	182	5	0	0	P	12 000	ND	76, 324		2		
CENTENARIO FERIA VALENCIA		10/5	10/5	610	610	0	0	0	0	ND	ND	ND	ND	T	565	ND	324		28		
CEVISAMA - 35ª Salón Internacional de cerámica para arquitectura, equipamiento de baño y cocina, piedra natural materias primas, esmaltes, fritas, colores y maquinaria.	1	20/2	24/2	50 658	49 110	5 492	0	0	40	449	93	138	104	T	84 842	17 213	324	11	5		
CHOICE HOTELS	2	1/10	3/10	11 000	11 000	0	0	0	ND	ND	ND	ND	ND	T	500	ND	156, 324		6		
CONGRESO AUTONOMICO FAMILIAS NUMEROSAS	2	4/5	4/5	570	570	0	0	0	ND	ND	ND	ND	ND	P	250	ND	100, 324		3		
CONGRESO GO GLOBAL	1	7/6	8/6	1 234	1 234	ND	0	0	ND	37	ND	ND	ND	T	1 000	ND	184, 324		4		
CONGRESO HABITAT 2017		19/10	19/10	328	328	0	0	0	ND	ND	ND	ND	ND	T	300	ND	32, 324		12,5		
CONGRESO RESTAURACION COLECTIVA		7/11	7/11	328	328	0	0	0	1	22	0	0	0	T	300	ND	48, 324		2		
CREATIVA - 5º salon de las manualidades, labores y bellas artes	1	7/4	9/4	1 270	680	43	0	0	2	60	3	0	0	P	6 296	ND	180, 324	11	3		
DIA MAGICO BY FIMI - 5ª Feria de comunión y ceremonia	1	12/5	14/5	1 685	1 685	106	0	0	3	91	7	0	0	T	1 618	42	324	11	25		
DOS RUEDAS - VLC BIKE - 5ª Salon de la Moto y Bicicleta	1	10/11	12/11	14 373	6 683	32	0	0	2	57	1	0	0	P	15 776	0	324	11	16	See note 1	
DREAMHACK VALENCIA	1	13/7	15/7	6 902	1 789	98	0	0	3	38	4	0	0	P	8 456	ND	251, 324	11	221		
ECOFIRA - 15ª Feria Int. De las soluciones medioambientales	1	28/11	30/11	2 342	1 665	124	0	0	3	48	5	4	0	T	2 032	63	324	11	10		
ECOFORUM - Congreso la Empresa frente al Cambio Climático		28/11	30/11	610	610	0	0	0	0	ND	ND	ND	ND	T	492	0	324		10		
EFAQUA - 4ª Feria Int. para la gestión eficiente del agua	2	28/11	30/11	865	865	69	0	0	4	31	3	1	0	T	3 538	117	324	11	10	See note 2	
EGETICA - 8ª Feria de las energías	1	28/11	30/11											T	incl. in EFAQUA		324	11	9		
ENCAJA- 4ª Feria del Almacén, distribución y punto de venta.	1	30/5	1/6	2 857	1 059	80	0	0	3	41	2	0	0	T	2 352	35	324	11	4		
ESPACIO COCINA - 3º Salón de mueble y equipamiento para cocina	1	20/2	24/2	6 347	5 173	488	0	0	13	69	16	110	49	T	4 435	583	324	11	5		
EXPOCANINA	1	16/12	17/12	11 601	11 601	0	0	0	ND	17	ND	ND	ND	P	4 000	ND	738, 324		3		
EXPOJOC - Feria Congreso Juego de la CV	1	13/5	14/5	4 570	4 570	140	0	0	6	42	5	0	0	T	2 000	ND	790, 324		3		
FEMS - 7º Congreso Europeo de Microbiólogos	2	9/7	13/7	20 000	20 000	ND	0	0	ND	21	ND	ND	ND	T	5 000	ND	785, 324		22		
FERIA DEL AUTOMOVIL - FERIA VEHICULO DE OCASIÓN - 20ª Feria del automovil	1	1/12	6/12	47 146	34 365	0	0	0	1	90	0	0	0	P	45 362	ND	324	11	16		
FERIA HABITAT VALENCIA - 53ª Feria Internacional del Mueble	1	19/9	22/9	24 056	22 829	4 399	0	0	12	308	65	2	0	T	17 441	1 506	324	11	12		
FERIA VEHICULO SELECCIÓN OCASIÓN - 9ª Feria Vehículo Ocasión	1	7/4	9/4	9 975	9 346	0	0	0	1	45	0	0	0	P	8 869	ND	324	11	16		
FIESTA Y BODA- 19º Salon productos y servicios para eventos y celebraciones	1	3/11	5/11	5 869	2 039	0	0	0	1	154	0	0	0	P	6 185	6	324	11	3,25		
FIMI - 84 Feria Internacional de la Moda Infantil y Juvenil	2x1	20/1	22/1	5 319	2 735	559	0	0	9	162	23	119	18	T	3 571	473	324	11	25		
FIMI - 85ª Feria Internacional de Moda Infantil -Juvenil	2x1	23/6	25/6	3 972	2 727	776	0	0	15	156	32	120	33	T	2 015	325	324	11	25		
FIPA - 1ª Feria Int. de Puertas Automáticas	2	8/2	10/2	2 985	2 481	334	0	0	4	57	7	0	0	T	2 760	205	324	11	5		
FIRST LEGO LEAGUE ESPAÑA	1	12/3	12/3	732	732	0	0	0	ND	ND	ND	ND	ND	P	800	ND	354, 324		3		
FIV / EXPOJOVE - 36 Feria de la Infancia y Juventud de Valencia	1	26/12	4/1	24 916	24 916	0	0	0	1	72	0	0	0	P	100 927	0	324	11	3		

(*) Please refer to each national definition given at the beginning of the report

2017 EVENTS BY CITY

	Interval Year	Opening date	Closing date	Space						Exhibitors						Visitors/Visits (*)			Organizer	Auditor	Industry sector		
				Rented Space (sq.m)						Exhibitors with their own stands			Represented firms			Admission for Trade/Public	Total						
				Total	Halls		Open air		from ... countries	Total	Foreign/ International (*)	Total	Foreign/ International (*)	Total	Foreign/ International (*)		Total	Foreign/ International (*)					
					Total	Foreign/	Total	Foreign/								Total						International (*)	Total
VALENCIA (E)																							
				FORINVEST- 10º Foro-Exposición Internacional de productos y servicios financieros, inversiones, seguros y soluciones tecnológicas para el sector	1	8/3	9/3	2 282	1 427	18	0	0	4	95	3	0	0	T	4 306	21	324	11	4
ufi				FUNERMOSTRA - 14ª Feria Internacional de Productos y Servicios Funerarios	2	24/5	26/5	4 829	4 037	880	0	0	10	83	26	0	0	T	2 163	310	324	11	4
				GASTRONOMA - Gran Evento de la Gastronomía. HOME TEXTIL PREMIUM BY TEXTIL HOGAR- 3º Salón Internacional de textiles para el hogar y la decoración	1	4/11	6/11	4 963	2 552	88	0	0	3	161	5	0	0	T/P	11 532	ND	324	11	2
				HYGIENALIA PULIRE - Feria de la limpieza y la higiene industrial	2	14/11	16/11	3 535	3 535	446	0	0	13	119	25	0	0	T	4 015	443	24, 324	11	22
ufi				IBERFLORA - 46º Feria Internacional de planta, flor, jardinería, tecnología y bricójardin	1	4/10	6/10	14 296	12 487	1 221	0	0	17	278	44	204	97	T	7 764	689	324	11	1
				III SALON NACIONAL DE FAMILIAS NUMEROSAS INDUFERIAS - 26ª Feria Int. atracciones feria, parques infantiles, maquinaria para juegos azar y elementos auxiliares / HINCHALIA - 6ª Feria Int. Artículos hinchables	1	3/6	4/6	2 236	2 236	0	0	0	ND	45	ND	ND	ND	P	2 000	ND	313, 324		3
ufi					2	28/11	30/11	3 631	3 631	352	0	0	3	34	3	0	0	T	1 088	19	324	11	3
				LABORALIA - 8º Salón de la Seguridad y Riesgos Laborales	1	28/11	29/11	540	524	32	0	0	3	27	2	0	0	T	843	10	324	11	5
				MADE FROM PLASTIC - 2ª Feria de Soluciones en plástico para packaging	1	30/5	1/6	1 513	1 113	36	0	0	4	42	4	0	0	T	2 342	52	324	11	17,11
				PAN-EUROPEAN YOUTH CONGRESS		1/8	5/8	34 119	ND	0	0	0	ND	ND	ND	ND	P	4 500	ND	448, 324		28	
				PROMAT - 1º Salón Profesional de materiales y tecnología para proyectos y reformas	2	22/2	24/2	1 710	1 710	84	0	0	21	82	4	141	68	T	2 071	89	324	11	5
				RETRO AUTO&MOTO VALENCIA - 5º Salón vehículo clásico y de época	1	13/10	15/10	4 729	4 729	0	0	0	1	84	0	0	0	P	5 915	0	279, 324	11	16
				SALON DEL MANGA	2x1	13/5	14/5	9 168	ND	ND	0	0	ND	45	ND	ND	ND	P	15 000	ND	472, 324		3
				SALON DEL MANGA	2x1	25/11	26/11	18 336	18 336	0	0	0	ND	18	ND	ND	ND	P	18 000	ND	472, 324		3
				SEEO. Congreso Sociedad Española Enfermería Oncológica.	1	17/5	20/5	9 000	9 000	ND	0	0	ND	20	ND	ND	ND	T	700	ND	179, 324		22
ufi				SIF - 28º Salón Internacional de la franquicia, oportunidades de negocio y comercio asociado.	1	19/10	21/10	2 289	2 050	161	0	0	7	93	7	0	0	T	3 488	81	324	11	4
				SPORT IP FORUM - Congreso Gestión de derechos y Tendencias digitales en el deporte		22/11	23/11	610	610	0	0	0	0	22	0	0	0	T	550	ND	72, 324		3
				SPORT WOMAN - Feria de la mujer, salud y deporte	1	7/5	8/5	2 236	2 236	0	0	0	1	24	0	0	0	P	5 000	ND	590, 324		3
				URBAN BEAT - Campeonato danza urbana	1	4/5	4/5	4 000	4 000	0	0	0	0	ND	ND	ND	ND	P	2 145	0	196, 324		3
				URBE.- Feria Inmobiliaria del Mediterráneo	1	3/11	5/11	905	880	0	0	0	1	37	0	0	0	P	2 974	6	324	11	15
Note 1: held together with VLC BIKE - 4º Salon de la Bicicleta de Valencia which was opened from 10-12 november																							
Note 2: held together with EGETICA - 8ª Feria de las energías which was opened from 28-30 november																							
VALLADOLID (E)																							
				AGRARIA/FERIA DE LA MAQUINARIA	2	8/2	11/2	17 361	13 373	110	1 127	25	24	134	5	224	80	T	30 826	1 695	321	11	1
				EXPOBIOENERGIA	2	26/9	29/9	14 580	14 080	3 789	0	0	30	256	81	349	264	T	16 394	1 859	101, 321	11	1
				FERIA DE MUESTRAS DE VALLADOLID	1	2/9	10/9	12 594	9 413	264	150	0	5	111	13	0	0	P	234 621	0	321	11	27
				INTUR /FERIA INTERNACIONAL DEL TURISMO DE INTERIOR	1	23/11	26/11	7 407	6 894	1 088	54	0	19	234	76	500	25	T	44 124	3 628	321	11	6
Van (TR)																							
				7.Eastern Agriculture, Livestock and Food Fair	1	6/4	9/4	11 230	11 230	0	0	0	0	116	0	0	0	T/P	51 810	680	35	15	1
				8. Van Construction, Building and Equipment Fair	1	11/5	14/5	2 130	2 130	0	0	0	0	34	0	0	0	T/P	1 328	119	35	15	5
				8.Van Tourism and Travel Fair	1	28/9	1/10	6 210	6 210	256	0	0	1	102	15	0	2	T/P	41 380	4 500	35	15	2
				Van Book and Education Fair	1	24/4	30/4	3 530	3 530	0	0	0	0	40	0	0	0	T/P	10 300	0	35	15	3
				Van Book Fair	1	20/10	29/10	3 000	3 000	0	0	0	0	55	0	0	0	T/P	125 000	0	303	15	3
				Van Ipekyolu Asian Suppliers Industry and Trade Fair	1	22/3	31/3	6 500	6 500	0	0	0	0	76	0	0	0	T/P	38 000	763	35	15	27

(*) Please refer to each national definition given at the beginning of the report

2017 EVENTS BY CITY

	Interval Year	Opening date	Closing date	Space					Exhibitors					Visitors/Visits (*)			Organizer	Auditor	Industry sector	
				Rented Space (sq.m)				Exhibitors with their own stands		Represented firms		Admission for Trade/Public	Total							
				Total	Halls	Open air		from... countries	Total	Foreign/International (*)	Total		Foreign/International (*)	Total	Foreign/International (*)					
	Total	Foreign/	Total	Foreign/																
VANNES (F)																				
	1	20/1	22/1	1 667	1 667	37	0	0		154	5			P	10 936	0	751	7	2	
	1	4/3	6/3	924	924	0	0	0		136				P	11 732	0	371	8	2	
	1	18/3	20/3	3 165	3 165	0	0	0		174				P	8 529	0	371	8	13	
	1	10/11	12/11	846	846	0	0	0	0	61	0			T	11 062	0	157	7	2	
	1	13/9	14/9	2 222	1 772	27	450	0	2	87	2			T	1 768	51	157	7	1	
	1	28/9	2/10	5 458	3 051	18	2 407	0	1	180	1			P	14 001	0	157	8	27	
	1	8/4	9/4	968	968	0	0	0		92				P	1 764	0	157	8	27	
	1	25/11	27/11	1 639	1 639	0	0	0		100				P	9 989	0	479	7	2	
	1	10/3	12/3	1 444	1 444	0	0	0		115				P	6 188	0	157	7	3	
Venray (NL)																				
	3x1	16/12	17/12	600	600					30				P	1 500		224		3	
	3x1	7/4	9/4	659	659					76				P	5 814		224		3	
	1	3/2	5/2	3 323	3 323					74				P	6 392		224		3	
	2x1	14/3	16/3	6 419	6 419					294				T	17 246		224		1	
	3x1	7/3	9/3	3 983	3 983					136				T	10 742		224		1	
	1	28/11	30/11	2 335	2 335					120				T	5 869		224		1	
VERDUN (F)																				
	1	21/10	22/10	1 116	1 116	0	0	0		33				P	1 426	0	824	8	3	
VERONA (I)																				
	1	15/9	18/9	17 525	12 464	1 644	5 061	805	26	255	37	111	59	T/P	59 875	2 987	826	5	3	
	1	26/10	29/10	95 748	64 274	12 692	31 474	4 527	25	502	92	249	85	P	160 758	23 349	826	5	3	
	2	9/2	12/2	4 450	4 450	797	0	0	13	118	15	25	20	T/P	20 534	636	826	5	5	
	1	27/9	30/9	78 470	61 654	28 656	16 816	5 744	57	1 615	1 022	21	9	T	66 893	40 310	826	9	5	
	3	21/6	24/6	9 787	9 787	1 584	0	0	28	353	104	41	32	T	11 194	4 532	826	5	19	
	1	20/1	22/1	70 317	67 896	9 595	2 421	645	26	698	187	0	0	P	155 224	17 796	826	5	16	
	2	23/5	25/5	16 233	15 418	1 525	815		21	280	58			T	16 114	4 863	826	9	19	
	3	22/2	25/2	40 239	30 353	5 450	9 886	1 947	26	410	58	42	34	T	50 544	6 352	826	9	5	
	1	5/5	7/5	15 982	15 457	298	525	0	8	299	12	0	0	P	35 185	3 970	826	5	16	
	1	26/5	28/5	8 500	8 500	3 570	0	0	24	260	109	0	0	P	10 706	1 497	826	5	24	
	1	24/11	26/11	8 400	8 400	2 508	0	0	25	235	80	0	0	P	14 781	1 029	826	5	24	
	1	9/4	12/4	90 804	90 073	1 508	731		32	4 452	128	298	129	T	124 257	47 512	826	9	1.2	
VICENZA (I)																				
	1	19/10	22/10	7 509	7 509	465	0	0	11	349	37	0	0	P	52 123	0	462	10	3	
	1	23/3	26/3	5 629	5 629	294	0	0	7	240	24	0	0	P	28 281		462	10	3	
	1	11/2	13/2	10 634	10 634	652	0	0	21	277	48	0	0	T/P	34 762	0	462	10	3.6.7	
	2	11/3	14/3	6 765	6 765	1 206	0	0	17	293	69	0	0	T	5 345	979	462	10	5.8.12	
	1	25/2	27/2	9 541	9 541	901	0	0	17	199	25	0	0	T/P	14 279	0	462	10	3.6	
	1	20/1	25/1	3 270	3 270	616	0	0	13	136	39	0	0	T	incl. in VICENZAORO		462	10	19.24	
	1	20/1	25/1	24 825	24 825	7 182	0	0	31	1 049	367	0	0	T	32 251	19 357	462	10	24	
	1	23/9	27/9	24 167	24 167	6 827	0	0	30	992	314	0	0	T	23 176	9 936	462	10	24	
VILLEURBANNE (F)																				
	1	4/7	5/7	66	66	30	0	0		11	5			T	61	8	10	7	22	
Vladivostok (RU)																				
	1	26/4	28/4	1 534	1 004	164	530	61	7	155	18	0	0	T/P	5 856	426	194		5	
Wächtersbach (D)																				
	1	20/5	28/5	8 681	5 511	238	3 170	16	12	365	16			P	55 142		569	9	27	
Warsaw (PL)																				
	1	23/2	26/2	766	758	91	8	0	2	50	5	n.a.	n.a.	P	15 055	n.a.	647	4	3	
	1	22/4	23/4	134	134	0	0	0	1	22				T	free		838	4	22	
	1	26/10	28/10	911	911	61	0	0	9	65	16	n.a.	n.a.	T/P	1 737	26	647	4	12	
		9/9	10/9	1 195	1 195	0	0	0	1	108	0	n.a.	n.a.	P	5 951	n.a.	595	4	15	
	1	4/4	5/4	2 665	2 665	468	0	0	17	178	33	n.a.	n.a.	T	4 669	252	768	4	11	
	1	2/2	2/2	56	56	4	0	0	2	10	1			T	free		838	4	10	
	1	18/5	21/5	5 285	5 047	504	238	0	32	794	214	n.a.	n.a.	T/P	75 017	n.a.	595	4	8	
	1	16/3	19/3	6 221	6 209	795	12	0	10	416	15	n.a.	n.a.	T/P	29 810	n.a.	595	4	3	

(*) Please refer to each national definition given at the beginning of the report

2017 EVENTS BY CITY

	Interval Year	Opening date	Closing date	Space					Exhibitors					Visitors/Visits (*)			Organizer	Auditor	Industry sector	
				Rented Space (sq.m)					Exhibitors with their own stands		Represented firms			Admission for Trade/Public	Total					
				Total	Halls		Open air		from... countries	Total	Foreign/International (*)	Total	Foreign/International (*)		Total	Foreign/International (*)				
	Total	Foreign/	Total	Foreign/		Total	International (*)	Total	International (*)		Total	International (*)								
WELS (AT)																				
Blühendes Österreich	1	4/4	9/4	18 953	16 011	1 125	2 942	815	11	372	80	0	0	P	30 463	0	570	1	3	
WIEN (AT)																				
Auto Show Vienna	1	12/1	15/1	19 532	19 532	489	0	0	3	39	2	0	0	P	135 923		679	1	16	
Bauen & Energie Vienna	1	16/2	19/2	19 232	19 232	1 890	0	0	12	480	54	114	79	P	31 626		679	1	5	
Ferien-Messe Vienna	1	12/1	15/1	16 027	16 027	4 440	0	0	60	863	417	0	0	P	135 923		679	1	3,6	
Wiener Immobilien Messe	1	11/3	12/3	1 468	1 468	14	0	0	3	88	2	0	0	P	56 451		679	1	15	
Wohnen & Interieur Messe	1	11/3	19/3	22 201	22 201	3 881	0	0	12	375	71	326	263	P	56 451		679	1	12	
Wilkowice (PL)																				
Rollechnika	1	19/8	20/8	8 294	0	0	8 294	9	2	24	1	n.a.	n.a.	P	22 525	0	647	4	1	
Wisla (PL)																				
KRYO-OPTIKA	2	16/11	19/11	1 846	1 846	562	0	0	6	117	21	n.a.	n.a.	T	1 476	n.a.	647	4	1	
Wroclaw (PL)																				
Dentamed	1	17/11	18/11	1 020	1 020	18	0	0	8	124	11	n.a.	a.	T	2 573	0	768	4	22	
YECLA / MURCIA (E)																				
Feria del Mueble Yecla	1	25/9	28/9	6 438	6 438	160	0	0	4	122	4	0	0	T	4 000	150	323	11	12	
Yozgat (TR)																				
Agriculture, Livestock and Food Industry Machinery and Equipment Fair	1	14/9	17/9	14 760	14 760	0			0	107	0		0	T/P	61 384	0	488	15	1	
Yozgat 8.Agriculture, Food and Livestock Fair	1	20/4	23/4	13 900	13 900	0			0	132	0		0	T/P	93 000	0	488	15	1	
ZAGREB (HR)																				
AMBIENTA	1	11/10	15/10	8 468	8 353	294	115	0	8	113	12	154	101	P	15 355	688	855	1	12	
Green Building Baumesse	2	4/4	7/4	918	575	100	343	45	4	23	6	14	8	P			855	1	5	
Intergrafika	2	31/5	2/6	863	863	32	0	0	3	22	2	26	24	T/P			855	1	11	
Interklima	2	4/4	7/4	286	216	36	70	0	3	13	2	15	15	P			855	1	5	
Zagreber Nautikmesse	1	22/2	26/2	6 108	6 108	347	0	0	7	95	9	229	178	P	23 638	1 253	855	1	26	
ZARAGOZA (E)																				
ARATUR - SALÓN ARAGONÉS DEL TURISMO	1	12/5	14/5	906	839	6	46	0	2	32	1	0	0	T/P			322	11	3	
CREATIVA - SALÓN DE LAS MANUALIDADES, LABORES Y BELLAS ARTES	1	10/2	12/2	694	410	ND	60	0	3	64	6	0	0	P			180,322		3	
ENOMAQ - SALÓN INTERNACIONAL DE MAQUINARIA Y EQUIPOS PARA BODEGAS Y DEL EMBOTELLADO	2	14/2	17/2	15 282	15 246	3 423	0	0	41	284	73	383	269	T	14 715	1 608	322	11	1	
OLEOMAQ - SALÓN DE MAQUINARIA Y EQUIPOS PARA ALMAZARAS Y ENVASADO	1	4/2	5/2	3 853	512	0	0	0	1	21	0	2 552	0	P			715,322	11	3	
EXPOCANINA - EXPOSICIÓN INTERNACIONAL CANINA	1	21/9	22/9	1 183	888	34	0	0	3	40	2	0	0	T	1 473	74	457,322	11	20	
EXPODRONICA - FERIA INTERNACIONAL DE DRONES DE USO CIVIL EN ESPAÑA	1	8/10	15/10	29 930	25 409	78	0	0	5	95	4	0	0	P	52 172	0	322	11	27	
FERIA GENERAL - FERIA DE MUESTRAS DE ZARAGOZA	1	5/5	7/5	3 094	2 938	0	105	0	1	250	0	0	0	P			667,322	11	27	
FERIA OUTLET - SALÓN DESCUENTOS RADICALES	1	28/3	31/3	25 199	23 906	2 126	228	0	30	414	60	373	266	T	35 993	878	322	11	1	
FIGAN - FERIA INTERNACIONAL PARA LA PRODUCCIÓN ANIMAL	1	10/11	12/11	2 203	1 557	0	0	0	1	121	0	0	0	P	3 391	0	267,322	11	3	
NUPZIAL - SALÓN DE SERVICIO PARA CONGRESOS, BODAS Y ACONTECIMIENTOS	2	28/3	31/3	263	263	15	0	0	13	13	1	42	19	T		incl. in FIGAN	115,322	11	9,1	
SIBIOENERGIA - SALÓN INTERNACIONAL DE BIOENERGÍA	2	7/3	9/3	5 949	5 141	474	15	0	29	143	20	220	190	T	11 409	1 403	322	11	10	
SMAGUA - SALÓN INTERNACIONAL DEL AGUA Y DEL RIEGO	3	25/4	29/4	38 764	32 928	3 482	5 724	0	30	293	48	410	343	T	19 871	2 149	322	11	5	
SMOPYC - SALÓN INTERNACIONAL DE MAQUINARIA DE OBRAS PÚBLICAS, CONSTRUCCIÓN Y MINERÍA																				

(*) Please refer to each national definition given at the beginning of the report

2017 EVENTS BY CITY

	Interval Year	Opening date	Closing date	Space					Exhibitors					Visitors/Visits (*)			Organizer	Auditor	Industry sector	
				Rented Space (sq.m)					Exhibitors with their own stands			Represented firms		Admission for Trade/Public	Total					
				Total	Halls		Open air		from... countries	Total	Foreign/ International (*)	Total	Foreign/ International (*)		Total	Foreign/ International (*)				
	Total	Foreign/	Total	Foreign/		Total	International (*)	Total	International (*)		International (*)		International (*)							
ZARAGOZA (E)																				
STOCK-CAR - SALÓN DEL VEHÍCULO DE OCASIÓN	1	18/5	21/5	25 024	25 024	0	0	0	1	53	0	0	0	P			322	11	16	
Zonguldak (TR)																				
TECNOVID - SALÓN INTERNACIONAL DE TÉCNICAS Y EQUIPOS PARA VITICULTURA	2	14/2	17/2	5 212	5 176	862	0	0	26	99	25	98	47	T	in ENOMAQ		322	11	1	
OLEOTEC - SALÓN DE TÉCNICAS Y EQUIPOS PARA LA OLIVICULTURA																				
FRUYVER - SALÓN INTERNACIONAL DE TÉCNICAS PARA EL SECTOR DE FRUTAS Y VERDURAS																				
Zurich (CH)																				
DECOBOSS- West Blacksea Construction, Decoration and Furniture Fair	1	5/10	8/10	4 120	4 120	0			0	53	0		0	T/P	41 350	0	291	15	5	
Farmers' Fairs - West Blacksea	1	28/9	1/10	3 450	3 450	0			0	78	0		5	T/P	56 700	0	291	15	1	
A@W Zürich	2	10/5	11/5	2 340	1 299	1 041	0		18	191	85			T	2 584	175	851		5,12	
AdvanceIng	1	19/9	20/9	2 565						44				T	700		213		8	
Architect at work	2	10/5	11/5	7 680						192				T	2 584		850		5	
Auto Zürich Car Show	1	2/11	5/11	29 000						250				P	58 000		96		16	
Automation & Electronics	2	7/6	8/6	10 000						150				T	2 100		223		5	
Bauen & Modernisieren	1	7/9	10/9	25 000						420				T/P	28 700		857		5	
Beauty Forum Swiss	1	4/3	5/3	7 800						124				T	9 600		403		14	
Berufsmesse Zürich	1	21/11	25/11	9 200						126				P	51 132		539		8	
Creativa	1	5/10	8/10	2 500						81				P			539		27	
CSI Expo	1	27/1	29/1	4 710						41				P	16 000		190		3	
Expo Horse	1	1/12	3/12	5 500						120				P	6 500		490		3	
Extasia	1	5/5	7/5	4 710						40				P	8 500		3		3	
Fespo	1	26/1	29/1	20 000						390				P	63 000		113		3	
Fest- und Hochzeitsmesse	1	7/1	8/1	11 540						276				P	8 000		613		3	
Giardina Zürich	1	15/3	19/3	30 000						280				P	65 000		539		3	
Hair Fashion	1	22/5	22/5	9 000						22				T	3 700		166		14	
Maintenance	1	8/2	9/2	3 840						81				T	2 512		223		5	
Mercedes CSI	1	27/1	27/1	4 500	4 500					41				T/P	16 000		190		3	
Oranis	1	15/1	17/1	20 000						350				T	9 000		113		3	
Personal Swiss, Talentpro	1	4/4	5/4	9 800										T	4 621		126		8	
Pumps & Valves	1	8/2	9/2	3 840						62				T	2 512		223		5	
Sicherheit	2	14/11	17/11	11 000						134				T	6 474		539		7	
Slow Food Market	1	10/11	12/11	4 430						246				P	11 950		300		2	
SOM, DMM, IT-Expo	1	5/4	6/4	9 200						179				T	3 675		126		8	
SuisseEMEX	1	29/8	30/8	14 000						350				T/P	11 000		248		4	
Swiss-Moto	1	16/2	19/2	30 000						239				P	70 582		539		16	
Topsoft	1	29/8	30/8	3 800						114				T	3 800		716		21	
Veggie World	1	29/9	1/10	2 000						61				P			841		2	
Verpackung & Logistik	1	26/4	27/4	15 306										T	4 800		223		26	
WIR Messe	1	23/11	26/11	10 000						160				T/P	10 000		843		4	
Zurich Game Show	1	20/10	22/10	15 360						90				P	19 000		46		21	
Züspa	1	29/9	8/10	24 500						346				P	100 000		539		27	

(*) Please refer to each national definition given at the beginning of the report