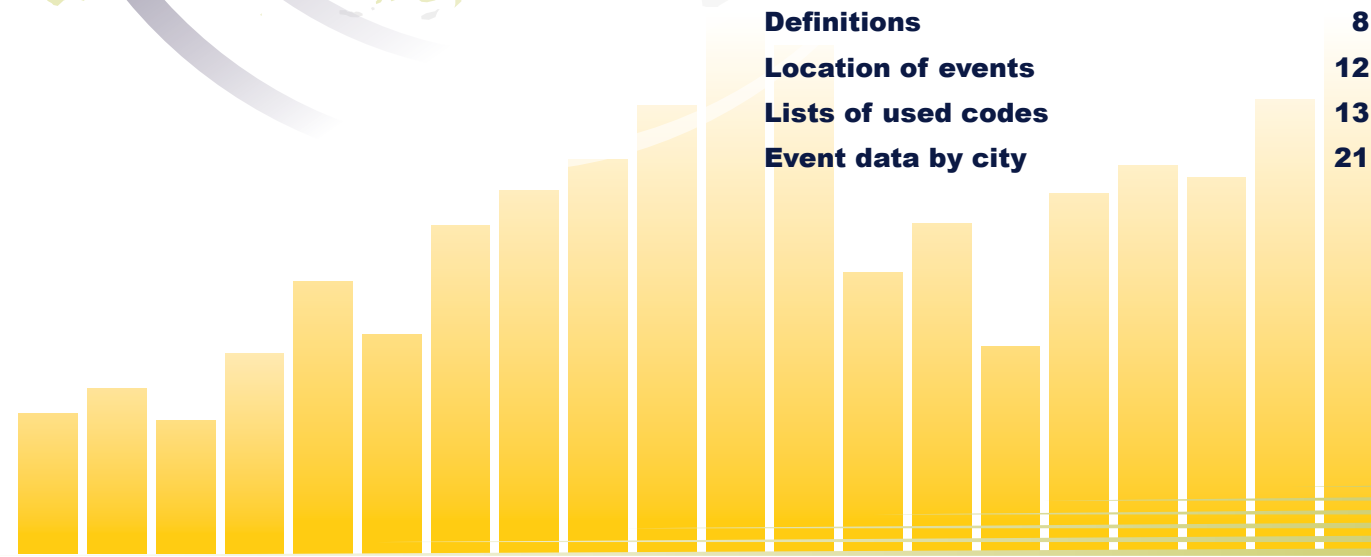


Euro Fair Statistics 2012



Euro Fair Statistics 2012



Facts about Euro Fair Statistics	4
Introduction	5
UFI message	6
Definitions	8
Location of events	12
Lists of used codes	13
Event data by city	21

Certified Key Figures of Exhibitions in Europe

- Austria*
- Belgium*
- Bulgaria*
- Croatia*
- Czech Republic*
- Finland*
- France*
- Germany*
- Hungary*
- Italy*
- Luxemburg*
- Moldavia*
- Montenegro*
- Poland*
- Portugal*
- Romania*
- Russia*
- Slovenia*
- Spain*
- Sweden*
- The Netherlands*
- Turkey*

FACTS ABOUT EURO FAIR STATISTICS

The 2012 edition contains the certified statistics of 2 494 exhibitions from the following 23 countries:

Austria	24
Belgium.....	64
Bulgaria	5
Croatia	5
Czech Republic	46
Finland.....	85
France	756
Germany.....	228
Hungary	22
Italy	189
Luxembourg.....	5
Moldavia	1
Montenegro	1
Poland	220
Portugal	26
Romania	6
Russia.....	85
Slovenia.....	1
Spain	178
Sweden.....	61
The Netherlands.....	47
Turkey.....	409
Ukraine	30

At these events, organized by almost 700 organizers, a total of 679 789 exhibitors, 67.2 million visitors and 24.8 million square metres of rented space were registered.

36% of the exhibitions were addressed to trade visitors, 35% to public visitors and 29% to both target groups.

UFI estimates that the audited events present in this report represents, in 2012, around 50% of the European exhibition market in terms of net space rented.

The breakdown of all the events by industry sector (provided by each partner) is presented in the table on the right. As about 5% of all events (representing 7% of the total net space rented) had more than one industry sector mentioned, the overall cumulated % respectively reach 107% and 105%. UFI regularly produces some additional analysis on this data in its annual report on Global Exhibition Industry Statistics.

Industry sector (UFI code)	Rented space		Number of events	
	sqm	%		%
Leisure, Hobby, Entertainment (3)	3 216 147	13%	380	15%
Construction, Infrastructure (5)	2 499 410	10%	186	7%
Engineering, Industrial, Manufacturing, Machines, Instruments, Hardware (19)	2 176 061	9%	162	6%
General (27)	2 017 803	8%	154	6%
Agriculture, Forestry, Fishery (1)	1 976 806	8%	133	5%
Textiles, Apparel, Fashion (25)	1 790 649	7%	187	7%
Furniture, Interior design (12)	1 731 642	7%	160	6%
Food and Beverage, Hospitality (2)	1 716 257	7%	193	8%
Transport, Logistics, Maritime (26)	1 588 108	6%	84	3%
Premium, Household, Gifts, Toys (13)	1 233 262	5%	60	2%
Automobiles, Motorcycles (16)	959 329	4%	65	3%
Travel (6)	784 010	3%	65	3%
Health, Medical Equipment (22)	659 230	3%	102	4%
Business Services, retail (4)	607 651	2%	144	6%
IT and Telecommunications (21)	518 729	2%	56	2%
Energy, Oil, Gas (9)	449 573	2%	41	2%
Environmental Protection (10)	407 960	2%	59	2%
Security, Fire Safety, Defense (7)	407 747	2%	27	1%
Printing, Packaging (11)	359 736	1%	22	1%
Education (8)	337 419	1%	167	6,7%
Electronics, Components (18)	319 184	1%	30	1,2%
Jewelry, Watch & Accessories (24)	290 923	1%	43	1,7%
Beauty, Cosmetics (14)	260 772	1%	34	1,4%
Real Estate (15)	134 285	1%	45	1,8%
Chemistry (17)	115 407	less than 1%	17	1%
Aviation, Aerospace (20)	57 634	less than 1%	4	less than 1%
Optics (23)	29 511	less than 1%	6	less than 1%

INTRODUCTION

Exhibitions play a vital role in today's business world.

It is therefore of fundamental importance that customers have access to reliable exhibition data.

This report includes the data provided by the 13 bodies mentioned below who certify that the statistics contained in this report have been issued according to the definitions outlined hereafter.

Further information is available by contacting each auditing body directly (contact details are provided on page 7).



Cihat Alagoz
Head of the Chambers-Commodity
Exchanges, Sectors and
Entrepreneurship Department
UC CET, Turkey




Pedro Aleixo Dias
BDO & Associates, Portugal



Thierry Hesse
President of OJS,
France



Ettore Riello
Chairman
Italian Exhibition and Trade Fair Association



Daan Rodenrijs
Chairman of the Research Committee
CLC-VECTA, The Netherlands



Sergei Alexeev
President of the Russian Union
of Exhibitions and Fairs




Jussi Eerikäinen
Chairman of the Finnish Union
of Trade Fair Organizers



Mathias Limbeck
President of FKM-Austria



Mikael Jansson
President of SFC,
Sweden



Dr. János Barabás
Chairman of the Board of Directors
CENTREX, Central East Europe



Pierre Hermant
President of FEBELUX,
Belgium & Luxembourg



Wolfgang Marzin
President of FKM, Germany



José Antonio Vicente
President of AFE, Spain

UFI MESSAGE

UFI, the Global Association of the Exhibition Industry is happy to present the fifth UFI edition of this report.

Our goal is continuously to develop the geographical scope of this project and an important step was taken this year with the inclusion of certified data, in addition to audited data.

Due to the different levels of development and global diversity, methods may vary slightly from country to country but all the national bodies who have taken part in this study guarantee the quality of the statistics they have provided.


UFI strongly believes that auditing should, wherever possible, be done in a consistent manner to make figures comparable and audited events are identified as such in this report with the name of the auditor.

UFI continues to play an important role in developing a basic minimum standard for the industry including the publication and implementation of "UFI's Auditing Rules for UFI Approved Events". The latter are identified in the report.

If you have any questions or comments, please contact Christian Druart at research@ufi.org.

Paris, July 2013

Paul Woodward
UFI Managing Director



() The "UFI Approved Event" label is given to exhibitions organized by UFI members after a quality assessment. In 2013, UFI approves more than 900 international events.*



UFI is the association of the world's leading tradeshow organisers and fairground owners, as well as the major national and international exhibition associations, and selected partners of the exhibition industry. With over 630 member organizations in 85 countries, UFI's global reach provides unique value to its members through promotion, information and networking.

UFI's main goal is to represent, promote and support its members and the exhibition industry worldwide. It provides a global networking platform through its events, website and other media where exhibition industry professionals can exchange ideas and experiences.

UFI promotes exhibitions globally as a unique marketing and communications tool. We provide our members with valuable studies and research regarding all aspects of the exhibition industry and offer educational training opportunities and a variety of professional seminars. UFI also deals with issues of common interest to its members through lobbying, our engagement in appropriate international organisations, media campaigns and direct intervention with governments where needed.

All organiser members of UFI must have at least one UFI Approved Event. This growing list of over 900 of the world's leading exhibitions represents the highest quality international fairs.

UFI Headquarters

17 rue Louise Michel
92300 Levallois-Perret, France
+33 (0)1 46 39 75 00

www.ufi.org

THE FIGURES LISTED IN THIS REPORT HAVE BEEN PROVIDED BY:

AEFI – Associazione Esposizioni e Fiere italiane

Via Emilia, 155 47921 Rimini, Italy
Phone: +39 (0541) 744 229, Fax: +39 (0541) 744 512
e-mail: info@aefi.it
www.aefi.it

AFE - Spanish Trade Fair Association

C./ Albadalejo, 4/Bajo, Oficina 28
E-28037 Madrid, Spain
Phone: +34 9 15 62 10 22, Fax: +34 9 15 64 42 73
e-mail: info@afe.es
www.afe.es

Association for Voluntary Control of Fair Statistics (FKM-Austria)

Messeplatz 1
A-1021 Vienna, Austria
Phone: +43 (1) 72 72 00, Fax: +43 (1) 72 72 04 43
e-mail: info@messe.at
www.messe.at

BDO & Associates

Avenida da Republica 50-10°
P-1069-211 Lisbon, Portugal
Phone: +351 2 17 99 04 20, Fax: +351 2 17 99 04 39
e-mail: Pedro.Dias@bdo.pt
www.bdo.pt

CENTREX – International Exhibition Statistics Union

Albertirsai út 10.
H-1101 Budapest, Hungary
Phone/Fax: +36 (1) 26 36 368
e-mail: info@centrexstat.org
www.centrexstat.org

CLC-VECTA

De Corridor 10F
3621 ZB Breukelen
The Netherlands
Phone: +31 (0)346-352444, Fax: +31 (0)346-266599
e-mail: info@clcvecta.nl
www.clcvecta.nl

FEBELUX

c/o BRUSSELS EXPO
Place de Belgique 1
1020 Bruxelles
Phone: + 32 2 474 82 80
e-mail: info@febelux.com
www.febelux.com

FUTFO – Finnish Union of Trade Fair Organizers

c/o Lahti Fair Ltd.
Salpausselänkatu 7
15141 LAHTI
Phone: +358 3 525 820
e-mail: minna.helminen@lahdenmessut.fi
www.lahdenmessut.fi

OJS – Fairs & Exhibitions Statistics Association (France)

11, Rue Friant
F-75014 Paris, France
Phone: +33 (1) 53 90 20 07, Fax: +33 (1) 53 90 20 15
e-mail: contact@ojs.asso.fr
www.ojs.asso.fr

Scandinavian Fair Control (SFC)

Slottsgatan 14
55322 Jönköping, Sweden
Phone: +46 (36) 34 62 31
e-mail: info@fairlink.se
www.fairlink.se

Society for Voluntary Control of Fair and Exhibition Statistics (FKM)

Littenstrasse 9
10179 Berlin, Germany
Phone: +49 (30) 2 40 00-0, Fax: +49 (30) 2 40 00-3 40
e-mail: info@fkm.de
www.fkm.de

Russian Union of Exhibitions and Fairs (RUEF)

13, Sovnarkomovskaya St., GSP-1080,
Nizhny Novgorod, 603950, Russia
Phone: +7 (831) 277 56 80, Fax: +7 (831) 277 56 95
e-mail: info@ruef.ru
www.ruef.ru

Union of Chambers and Commodity Exchanges of Turkey (UC CET)

Dumlupınar Bulvarı No:252 (Eskişehir Yolu 9. Km.)
06530 / Ankara, Turkey
Phone: +90 (312) 218 22 82 Fax: +90 (312) 218 24 84
e-mail: info@tobb.org.tr
www.tobb.org.tr

DEFINITIONS

AFE **Spanish Trade Fair Association (Spain)**

Space

The amount of exhibition space let is divided into hall areas and open-air areas, and is also differentiated between Spanish and foreign exhibitors. Special shows include stands, displays and demonstrations which deal with the general concept, or specific themes, of an exhibition but are independent of the exhibitors.

Gross exhibition space comprises the net exhibition space and the related gangways and service areas.

Exhibitors

Direct exhibitors: Exhibitors occupying their own stands who receive bills from the exhibition organiser which are settled directly. Indirect exhibitors (or firms represented): Exhibitors which do not have own stands, but present products on direct-exhibitor stands. In the case of group or collective participation, the different exhibitors are considered direct where they occupy an area of at least 9 m². Exhibitors occupying a space of less than 9 m² are considered indirect.

Visitors

Identified visitors: At the entrance of the exhibition these visitors must show a card or numbered slip showing their identification. The number of these visitors is determined according to the number of completed cards or slips. Season tickets are counted once, irrespective of the number of times used. The number of visitors buying their tickets on entry to the exhibition corresponds to the number of tickets sold with proof of the corresponding receipt.

BDO & Associates **(Portugal)**

Space

The total rented space includes both hall space and open-air space contracted by the exhibitors, whether it is paid or unpaid, and it corresponds to the number of square meters effectively occupied by them.

The rented space is divided into national and foreign in accordance with the exhibitor classification.

Exhibitors

The main exhibitor is the entity contracting directly with the organizer.

Co-exhibitor is the entity which presents its products/services on the main exhibitor's stand with its own staff.

A represented company is one who is not present with their own staff, and whose products or services are present on a main exhibitor's or co-exhibitor's stand. These represented companies are excluded from the calculation of the total number of exhibitors.

Visitors

Any person entering the fair/trade show during its official opening hours who presents at control access either a ticket or a card proving payment on the entrance fee or an invitation card is considered as visitor. Visitors exclude the staff of exhibitors, services providers and organizers.

The visitor whose address is located in another European or Third country is considered as foreign visitor.

An additional visit, to be verified as made on a different day from the first visit is considered as a repeat visit.

The figures presented in the Euro Fair Statistics brochure concern the number of total visits: total number of visitors plus the total number of repeat visits.

CENTREX (Bulgaria , Czech Republic, Hungary, Montenegro, Poland, Romania & Ukraine)

Space

The rented space is divided up in hall space and open-air space which is rented and paid for by exhibitors. The total space data also includes the special demonstration area.

Exhibitors

An exhibitor with his own stand (direct exhibitor) is one who occupies a stand for his company receives the bill from the exhibition organiser and settles it directly. A represented firm (indirect exhibitor) is one who does not have a stand of his own, but presents his products on a stand of a direct exhibitor. Co-exhibitors at an exhibitor's stand or participants at a collective stand are also considered as exhibitors for statistical purposes if they exhibit their own goods employing their own personnel on the exhibitor's stand or at a common stand organised by a collective stand organiser and their autonomy can be undoubtedly recognized even without physical separation. These companies are considered as exhibitors regardless that the invoice is being issued on the exhibitor or on a collective stand organiser. The nature of the participation and the identity of each exhibitor at the stand should be very clear from the application form sent to the exhibition organizer.

Visitors

The number of visitors is calculated on evidence. The number of paying visitors is established through financial evidence: number of sold tickets (prepaid or on the spot) and number of tickets/entry passes paid by the exhibitor or a third party. Visitors with paid passes for a given period are calculated on the basis of a financially reasonable minimum number of uses of the pass. 4 visitors are counted for each family ticket sold. For persons arriving with vouchers, registration cards or similar valid free passes, tickets can be counted as visitors only if evidence is available.

The number of foreign visitors is established either by tickets sold at special counters for foreigners, filled in-registration cards with evidence of the foreign origin of the visitor or through representative visitor surveys.

DEFINITIONS

CLC-VECTA (The Netherlands and some events in Belgium)

Space

Net exhibition space: sum of booth space and any space utilized by the organizer for features that have a direct relation to the theme of the exhibition.

Exhibitors

Exhibitor entity that displays products or services accepted by the organizer, with personnel present at the exhibition, including main exhibitors and co-exhibitors.

Visitors

A visitor is a person who visits an event once or several times during the days when the event/ the trade fair ground is open for persons in possession of an entry ticket.

A visitor is:

- A person who obtained an entry ticket during the duration of the event.
- A person who obtained an entry ticket during the period of pre-registration and visited the event/ the trade fair ground at least once during the duration of the event.
- A person who obtained a complimentary entry ticket and visited the event/ the trade fair ground at least once during the duration of the event.
- A person who is in the possession of an annual season ticket and visited the event/ the trade fair ground at least once during the duration of the event.
- A person who is in the possession of a press ticket and visited the event/ the trade fair ground at least once during the duration of the event.

Exhibitor, organizer, service and personnel cards and passes are not counted.

FEBELUX (Belgium & Luxembourg)

Space

The space is divided into hall areas and open-air areas. This space is the surface occupied by the exhibitors and it also includes the "special show" areas utilized by the organizer for features which have a direct relation to the theme of the exhibition.

Exhibitors

Direct exhibitors: companies or organizations in touch with the organizer, who pay for their participation or agree on a commercial deal with the organizer in order to be present during the exhibition. The exhibitor owns a booth, and can sell products from different companies. Those companies offer goods or services via their personnel from their own exhibitor stand area, via a booth.

Indirect exhibitors: represented organizations or companies that are not present with their own staff, and whose products or services are present on a direct exhibitor's booth.

Visitors

Attendance figures are calculated based on the number of admissions at the exhibition venue during its official opening hours. The visitor owns an entrance ticket (includes VIP card) or bought a ticket through the pre-registration system.

2 systems of admission:

- by an electronic monitoring system
- by retaining the tickets counterfoils or through registrations.

FKM (Germany and some events in Italy)

Space

The exhibitor stand area is broken down according to hall space and outdoor exhibition space, as well as according to space rented by domestic or foreign exhibitors. Stands, display panels and demonstrations, which deal with the theme of an event comprehensively or specific aspects of it, independent of exhibitors, are treated as special shows.

Net exhibition space consists of the exhibitor stand area and space for special shows. Gross exhibition space consists of the net space plus the corresponding access and service areas.

Exhibitors

Companies or organizations, which offer goods or services via their personnel from their own exhibitor stand area, are counted as exhibitors.

Additionally represented firms are companies whose goods or services are offered by another exhibitor. The number of exhibitors may not include the figures for additionally represented firms.

Visitors

The visitor figures are calculated according to the number of entries to the trade fair centre. The number of entries per day can, on the one hand, be determined by an electronic visitor admission system, whereby a maximum of one entry is registered per day.

The attendance figure is calculated by counting the number of admissions to the exhibition grounds. The number of admissions per day can for example be determined by using an electronic entry monitoring system; admission of a visitor shall be counted a maximum of once per day.

Organisers who do not employ electronic entry monitoring systems must supply proof of admission by retaining the ticket counterfoils or through registrations. The counterfoils of tickets sold by the ticket offices need not be retained as the takings of the ticket offices shall serve as proof.

DEFINITIONS

FKM-Austria (Austria, Croatia & Slovenia)

Space

The total rented space of an event is based on the amount of space rented by the individual exhibitors. The amount of rented space is divided into hall areas and open-air areas, and is also differentiated between domestic and foreign exhibitors.

Exhibitors

Exhibitor figures are compiled from the number of companies who have rented an individual stand and who use their own personnel to promote goods or services. Represented firms are companies whose goods or services are offered by another exhibitor. The number of exhibitors may not be added to the number of represented firms.

Visitors

The number of visitors is based on the amount of entrance tickets sold or is based on an electronic registration system. One entrance per visitor per day is counted. Visitors buying a multiple entrance ticket can use the ticket on several days during the show (counting of entry is based on the ticket price – if the ticket costs 20 % more than the one day ticket, two visitors are counted). Complimentary tickets, exhibitor tickets, press tickets etc. have not been taken into consideration.

Free entrance tickets are counted if based on an electronic registration system and the registration includes the full address of the visitor.

FUTFO (Finland) & SFC (Sweden)

Space

The total rented space of an event refers to the area used by and paid for by the exhibitors. A distinction is made between hall space and open air space. Areas given free of charge to exhibitors are not counted.

Exhibitors

An exhibitor with his own stand (direct exhibitor) is one who has obtained a contract for an exhibition stand in its entirety, or who uses a specified, clearly delineated portion of an exhibition stand using his own personnel to promote goods or services.

A represented firm (indirect exhibitor) is one whose products or services are offered through a direct exhibitor. The number of exhibitors with their own stands may not be added to the number of represented firms, except when evident.

Visitors

The number of visitors is the sum of paid entries, invitation cards used, and other used tickets which can have been obtained by conference visitors who have had access to the trade fair grounds. A visitor who visits a trade fair over a period of many days is counted once a day. Exhibitor, press, service and personnel cards and passes are not counted.

ISF - Istituto di certificazione dati Statistici Fieristici (Italy)

Space

The rented space of a fair is the area effectively occupied by the exhibitors, invoiced and paid at the official price.

The space is divided up in hall space and open-air space and in area rented by Italian and foreign exhibitors.

Areas given free of charge to private exhibitors are not counted.

Exhibitors

An exhibitor with his own stand (direct exhibitor) is one who occupies a stand for his company, receives the invoice and pays it.

Exhibitor figures are divided up in Italian and foreign exhibitors.

A represented firm (indirect exhibitor) does not have a stand of his own, but is present in the stand of a direct exhibitor. He cannot be considered, if he does not pay the official fee for the participation

Visitors

Any person entering a trade fair presenting a ticket or a card proving payment of the entrance fee, or an invitation card with a control slip is considered as a visitor.

Visitors admitted free of charge are counted only, if they give elements for their qualification and identification.

Foreign visitors are counted only, if their identification is possible.

Honorary cards, exhibitor, press and service cards and passes are not counted.

Permanent access cards are counted only once.

DEFINITIONS

OJS (France)

Space

The given figures refer to area (booth space) occupied by exhibitors and co-exhibitors whether it is paid or unpaid.

It corresponds to the number of square meters effectively occupied.

It does not include in this case the area used for features in relation with the theme of the exhibition.

Exhibitors and co-exhibitors

The main exhibitor is the entity contracting directly with the organizer and presents its products/services with its own personnel.

Co-exhibitor is the entity which presents its products/services on the main exhibitor's stand under his trade mark with its own personal.

Visitors

Any person entering the fair / trade show during its official opening hours who presents at control access either a ticket, or a card proving payment on the entrance fee or an invitation card with a numbered control slip is considered as visitor.

A journalist is counted as visitor. Visitors exclude the staff of exhibitors, exhibition centres, services providers and organizers' staff.

An additional visit, to be verified as made on a different day from the first visit is considered as a re-visit.

The visitor whose address is located in another European or third country is considered as foreign visitor.

The figures listed in the Euro Fair Statistics brochure concern the number of total visits: "visitors entries" is the total number of visitors admissions at the fair / trade show during its official opening hours.

RUEF - Russian Union of Exhibitions and Fairs (Russia & Moldavia)

Space

The total rented space includes both hall space and open-air exhibition space rented by domestic and foreign exhibitors.

The rented space is subdivided into national and foreign area in accordance with an exhibitor classification.

Exhibitors

The exhibitor figures include those companies who rented on any terms (paid or free of charge) an individual booth for the full period of an exhibition event and who used their own or employed personnel to promote goods and services. Exhibitors are considered both main and co-exhibitors.

A represented company is one that displays its goods and services on a main exhibitor's booth, without personnel present.

The number of exhibitors may not be added to the number represented firms

Visitors

Visitor figures are determined by an electronic or a non-electronic visitor control, as well as by a number of paid entry tickets and individual invitations collected at the entrance.

Speakers and participants of complimentary events (seminars, conferences, congresses etc.) can be added only if they were registered at the entrance and visited the exhibition event.

Honorary cards, administration personnel, exhibitors and press cards are not counted.

UC CET (Turkey)

Space

The total rented space includes both hall space and open-air space contracted by the exhibitors, and based on the amount of space rented by the individual exhibitors. It includes the space rented for both national and foreign exhibitors.

Exhibitors

Natural and legal persons who exhibit their services and products on a stand assigned by the organizer in accordance with the provisions of contract signed between organizer and exhibitor.

The organizer has to fill and send a form of fair result report whose example shall be determined by the Union together with fair catalogue, a copy of fair contract, insurance policy and a document showing all insurance premium has been paid, the name list of direct or indirect foreign participants for international fairs to the chamber/commodity exchanges to which it has made its fair organizing application. The form includes total participant number, the rate and number of the foreign participants among all participants, distribution of direct or indirect foreign participants according to countries, total stand area allocated to participants, stand area allocated to the foreigners and its rate among total area, the total number of visitors, the rate and number of foreign visitors among all visitors, distribution of foreign visitors according to the countries and general evaluations of the organizer regarding the fair.

Visitors

Visitor numbers are calculated according to the number of tickets sold, number of complimentary tickets or electronic count at the tourniquets.

LOCATIONS OF EVENTS



LISTS OF USED CODES (1/3): Interval year, Admission, Industry sectors

Interval year

1	once a year
2	every other year
3	every 3 years
4	every 4 years
5	every 5 years
6	every 6 years
2x1	2x1 = twice a year
3x1	3x1 = 3 times a year
4x1	4x1 = 4 times a year
blank	not regular or not yet known (first time)

Admission

T	trade (only)
P	public (only)
T/P	trade & public

Industry sectors

1. Agriculture, Forestry, Fishery
2. Food and Beverage, Hospitality
3. Leisure, Hobby, Entertainment
4. Business Services, retail
5. Construction, Infrastructure
6. Travel
7. Security, Fire Safety, Defense
8. Education
9. Energy, Oil, Gas
10. Environmental Protection
11. Printing, Packaging
12. Furniture, Interior design
13. Premium, Household, Gifts, Toys
14. Beauty, Cosmetics
15. Real Estate
16. Automobiles, Motorcycles
17. Chemistry
18. Electronics, Components
19. Engineering, Industrial, Manufacturing, Machines, Instruments, Hardware
20. Aviation, Aerospace
21. IT and Telecommunications
22. Health, Medical Equipment
23. Optics
24. Jewelry, Watch & Accessories
25. Textiles, Apparel, Fashion
26. Transport, Logistics, Maritime
27. General

LISTS OF USED CODES (2/3): List of auditors with their contact details

<p>1 Artus Consulting Innsbrucker Bundesstraße 73 5020 Salzburg, Austria Phone: + 43 662 851 287 19 e-mail: c.enzlmueeller@artus.at</p>	<p>8 Ernst & Young Ludwigstraße 8 D-50667 Köln, Germany Phone: +49 221 2779 0 Fax: +49 221 2779 550 e-mail: koeln@de.ey.com</p>	<p>15 RussCom IT Systems 8, Aviamotornaya str. 111024 Moscow, Russia Phone: +7 495 925 0433 Fax: +7 495/925 0432 e-mail: audit@auditexpo.ru</p>
<p>2 BDO & Associates Avenida da Republica 50-10° P-1069-211 Lisbon, Portugal Phone: +351 2 17 99 04 20 Fax: +351 2 17 99 04 39 e-mail: Pedro.Dias@bdo.pt</p>	<p>9 EXPOCERT 166 Rue des Voies du Bois 92700 COLOMBES, France Phone: +33 1 47 84 01 56 Fax: +33 1 47 82 34 19 e-mail: info@expocert.fr</p>	<p>16 SFC - Scandinavian Fair Control Slottsgatan 14 55322 Jönköping, Sweden Phone: +46 (36) 71 53 56 Fax: +46 (36) 71 27 26 e-mail: info@fairlink.se</p>
<p>3 BDO LLC 201-203, Kharkivske Road Kyiv, 02121, Ukraine Tel.: +38 (044) 393 26 87, +38 (044) 393 26 88 Fax: +38 (044) 393 26 91 e-mail: bdo@bdo.kiev.ua</p>	<p>10 EXPO'STAT 11 rue Friant 75014 PARIS, France Phone : +33 1 45 42 14 40 Fax: +33 1 53 90 20 15 e-mail : contact@expostat.com</p>	<p>17 Suomen Messutarkastus Lönnrotinkatu 11 A 00120 Helsinki, Finland Phone: +358 9 2287 7330 Fax: +358 9 645 040</p>
<p>4 BDO s.r.o. Olbrachtova 5 CZ - 140 00 Prague 4 Tel: +420 241 046 205 Fax: +420 241 046 220 Mobile: +420 603 803 405 e-mail: ladislav.novak@bdo.cz</p>	<p>11 FKM Littenstrasse 9 D-10179 Berlin, Germany Phone: +49 (30) 2 40 00-0 Fax: +49 (30) 2 40 00-3 40 e-mail: info@fkm.de www.fkm.de</p>	<p>18 TREVOR Revisione e organizzazione contabile Via R.Guardini, 33 - 38100 TRENTO Phone: +39 (046) 182 8492 Fax: +39 (046) 182 9808 e-mail: trevor.tn@trevor.it www.trevor.it</p>
<p>5 CENTREX Albertirsai út 10 H-1101 Budapest, Hungary Phone & Fax: +36 (1) 26 36 368 e-mail: info@centrexstat.org</p>	<p>12 ISFCERT SRL Via L. Vestri, 1 40128 Bologna, Italy Phone: +39 (051) 745 9000 Fax: +39 (051) 745 9007 e-mail: info@isfcert.it</p>	<p>19 Turkey : local Chambers of Commerce Contact UCCET Dumlupınar Bulvarı No:252 (Eskişehir Yolu 9. Km.) 06530 / Ankara, Turkey Phone: +90 (312) 218 22 82 Fax: +90 (312) 218 24 84 e-mail: info@tobb.org.tr</p>
<p>6 Conference of Italian Regions and Autonomous Provinces Viale Aldo Moro, 44 40127 Bologna, Regione Emilia-Romagna, Italy Phone: +39 (051) 527 6534 Fax: +39 (051) 527 6512 e-mail: fquagliariello@regione.emilia-romagna.it</p>	<p>13 MADISON C/ Proción, 7 Portal 1 - EDIFICIO AMÉRICA II E-28023 Madrid, Spain Phone : +34 90 260 25 55 website: www.madisonmk.com</p>	
<p>7 DNV Centro Direzionale Colleoni - Viale Colleoni, 9 - Palazzo Sirio 2 20864 Agrate Brianza (MB), Italia Phone: +39 039 6899905 Fax: +39 039 6899930 e-mail: milan@dnv.com - http://www.dnv.it</p>	<p>14 PricewaterhouseCoopers Société coopérative 400, route d'Esch B.P. 1443 L-1014 Luxembourg</p>	

LISTS OF USED CODES (3/3): List of organizers

1	656 EDITIONS
2	A ve A Fuarçılık Org. ve Tic. Ltd. Şti.
3	A.N.C.I. SERVIZI S.r.l.
4	A3 COMMUNICATION SARL
5	ACAA (Association des Concessionnaires Automobiles Angevins)
6	ACAUP ASSOCIATION
7	ACTIV ' OCEANE
8	ADES ORGANISATION
9	ADG Fuarçılık Ltd. Şti.
10	ADHESION GROUP
11	Adriatic Fair
12	ADVEL (EURO SERVICE)
13	AFAG Messen und Ausstellungen GmbH
14	AFDP (Association des Fabricants et Distributeurs en Podologies)
15	AFFIF
16	AFT Fuarçılık Org. ve Tan. Ltd. Şti
17	AFTA / FORUM TRIUM
18	AGEN EXPO CONGRES
19	AGENCE L
20	AGENCIA BALEAR DE TURISMO
21	Agency of Business Contacts Ltd.
22	Agoras Fuarçılık Hizmetleri Ltd. Şti.
23	AIMPES Servizi S.r.l.
24	AINTEREXPO
25	AIREXPOS
26	Ajansasya Fuarçılık Org. Ltd. Şti.
27	Akare Fuarçılık Ltd.Şti
28	Akdeniz Reklamcılık ve Tanıtım Hizmetleri A.Ş.
29	Akort Tanıtım Organizasyon ve Fuarçılık Ltd. Şti.
30	Aktif Fuarçılık Ltd. Şti.
31	All-Russia Exhibition Centre State
32	ALPEXPO
33	AMA Service GmbH
34	AMATEURS AUTOMOBILES ANCIENNES
35	AMAURY SPORTS Organisation (A.S.O.)
36	AMC PROMOTION
37	AMETIC
38	AMICALE RETRO LOCOMOTION DU PAYS CHATELLERAUDAIS
39	Amsterdam RAI
40	Anadolu Expo Fuar Ticaret Ltd.Şti
41	ANCF (association nationale civam fermier)
42	Anfaş Antalya Fuarçılık İşletme ve Yatırım A.Ş.
43	ANGERS EXPO CONGRES
44	Anteprima - Trend Selection S.r.l.
45	ANTIQUITES FRANCE
46	APHV
47	APR (ASSOCIATION PUBLIC RELATION)

48	Ares Fuarçılık Ltd. Şti
49	AREZZO FIERE E CONGRESSI SRL
50	Ariyel Fuarçılık Ltd.Şti
51	ART Fuar Org.Tic Ltd.Şti.
52	ART PARIS (FILIALE DE FRANCE CONVENTIONS)
53	ART.METZ
54	Artenergy publishing
55	Artenergy Publishing Srl
56	Artexis Belgium
57	ARTIBAT
58	Artissima
59	Artkim Fuarçılık Ltd. Şti.
60	Artkim Fuarçılık Tic. Ltd. Şti
61	ARTOIS EXPO - CCI ORGANISATION
62	ARTS - EXPO
63	ASCONTEX
64	ASDF Fuarçılık Ltd. Şti
65	asfc atelier scherer fair consulting gmbh
66	Asoc. Vida Sana
67	Ass.ne Sapar
68	Assoc. Napolindelebile
69	ASSOCIATION BIO SUR ORNE
70	ASSOCIATION DES MAIRES DE GIRONDE
71	ASSOCIATION DU PARC DES EXPOSITIONS DE PAU
72	ASSOCIATION FOIRE DE LA HAUTE-SAVOIE MONT-BLANC (ROCHEXPO)
73	ASSOCIATION MARATHON DE LA ROCHELLE
74	ASSOCIATION PRIMEVERE
75	ASSOCIATION SALON DES SOLIDARITES
76	ASSOCIATION VAILLANTES PETARELLES DE L'OUEST
77	Associazione IDEABIELLA
78	ASSOMAC SERVIZI S.r.l.
79	ASSOSERVIZI Biella S.R.L.
80	ATELIERS D'ART DE FRANCE
81	ATLANBOIS
82	ATLANTIKA EVENEMENTS
83	Atlas Uluslararası Fuarçılık Reklam Org. Ltd. Şti
84	AURILLAC DEVELOPPEMENT
85	AUTOMOBILE CLUB TOUT PUBLIC
86	AUXERRE CONGREXPO
87	Avrasya Fuarçılık Tanıtım Org. Hizmet Ltd. Şti.
88	BABYLONE EVENEMENTS
89	Batı Akdeniz Fuarçılık ve Org Ltd. Şti
90	bbg Betriebsberatungs GmbH
91	BEA srl
92	BEAUTEAM
93	BEES SAS
94	Besöksupplervelser Sverige AB

95	BFE
96	BGT
97	Bilbao Exhibition Centre
98	Bileşim Yayıncılık Fuar ve Tan. Hizm. A.Ş.
99	BIRP - GROUPE SOLUTIONS
100	blickfang GmbH
101	Bok & Bibliotek
102	Bok & Bibliotek i Norden AB
103	BolognaFiere S.p.A.
104	BONJOUR CARAVANING
105	BORDEAUX UNITEC
106	Boyut Fuarçılık Hizmet. Org. Ltd. Şti
107	Brixia Expo - Fiera di Brescia S.p.A.
108	BUREAU HORTICOLE REGIONAL PAYS DE LOIRE/SALON DU VEGETAL
109	C2F - CLUB des Fournisseurs Fleuristes
110	C³ Chemnitzer Veranstaltungszentren GmbH/o Messe Chemnitz
111	CABINES LTD
112	CAEN EXPO CONGRES SAEM
113	Camera Moda Srl
114	CANON COMMUNICATIONS FRANCE INC
115	CAPEXPO POITIERS
116	Caravan Club of Sweden
117	CARRARAFIERE S.R.L.
118	CCI BEZIERS SAINT PONS
119	CCI DE LA DROME
120	CCI SAINT MALO
121	CDARS / RADIO COURTOISIE
122	CENTRE FRANCE EVENEMENTS
123	CENTRE HOSPITALIER D'ANGOULEME
124	CEPRA S.p.A.
125	CESEFOR/AVEBION
126	CEU - Centro Esposizioni Ucimu - S.p.A.
127	CHAMBRE DES METIERS ET DE L'ARTISANAT D'EURE ET LOIRE
128	CHARENTE EXPO SARL
129	Charleroi Expo
130	CICC (CONSEIL d'INFORMATION DES CENTRES COMMERCIAUX)
131	CIMEXPO - MONTLUCON
132	CJSA ARGENTAN
133	Clarion Events Deutschland GmbH
134	CLASSE EXPORT
135	CM Norte
136	CNEP
137	CNR Ekspo Fuarçılık A.Ş.
138	CNR Uluslararası Fuarçılık ve Ticaret A.Ş.
139	CNR Uluslararası Fuarçılık ve Ticaret A.Ş.
140	CODE EVENTS
141	COFAQ

LISTS OF USED CODES (3/3) List of organizers

142	COGES	189	E Uluslararası Fuar ve Tanıtım Hizmetleri A.Ş.	236	EXPOMEDIA
143	COIFFURE DIFFUSION (FILIALE DE COMEXPOSIUM)	190	E.A. Fiera del Levante	237	EXPONANTES
144	COLLOQUIUM PARIS SA	191	Easyfairs	238	EXPONOR
145	COLMAR EVENTS	192	easyFairs Deutschland GmbH	239	Exposicam Srl Via Stoppani - 23801 Calozioicorte Tel 39 0286995712 fax 39 0272095158 www.exposicam.it info@exposicam.it
146	COLMAR EXPO SA	193	easyFairs Poland	240	Expostroy Ltd.
147	COMEXPOSIUM	194	E-BUSINESS INFO	241	Expotim Uluslararası Fuar Organizasyonları A.Ş.
148	COMITE DEPARTEMENTAL DU TOURISME DE LA VIENNE	195	EDI.CER. S.p.A.	242	EXPOURENSE
149	COMITE DES FETES DE CHOLET	196	EDINOVA S.R.L.	243	Eylül Fuar Org. Sergi ve Panayır Ltd.Şti
150	COMITE DES FETES, FOIRE ET SALONS DE LA ROCHELLE	197	EDITIONS SEBAN	244	Fachausstellungen Heckmann GmbH
151	COMITE D'ORGANISATION DE LA FOIRE DE PONTCHATEAU	198	Edufairs Fuarçılık Ltd. Şti	245	Factament Visiona
152	COMMUNAUTE EMMAUS - Association EMMAUS POITIERS	199	EFEM Uluslararası Fuar Org. Hiz. Ltd. Şti.	246	FAMILY PROMOTION France
153	COMMUNAUTE URBAINE D'ALENCON	200	EFIM S.p.A.	247	Farexpo Ltd.
154	Comune di Alba	201	Efor Ege Fuarçılık Org. Ltd. Şti.	248	FDHPA 17
155	Conceptum Exhibitions	202	Ege Fuarçılık Org. Rek. ve Yayın Ltd. Şti.	249	«FEBIAC, The Belgian Federation of the Car and Two-wheeler Industries»
156	Conference Service S.r.l.	203	EICMA S.p.A.	250	FEDAC
157	CONGRES ET EXPOSITIONS DE BORDEAUX	204	Eket Fuarçılık Tic. Ltd. Şti.	251	FEDERATION DEPARTEMENTALE DES COMMERCANTS NON SEDENTAIRES DES DEUX-SEVRES
158	Congress und Messe Innsbruck GmbH	205	Ekin Fuar A.Ş.	252	Federlegno-Arredo S.r.l.
159	CONNECTION EVENTS	206	Eko Fuarçılık Tic. Ltd. Şti.	253	FERIA DE VALENCIA
160	COSMIT S.p.A.	207	Eko MMI Fuarçılık Tic. Ltd. Şti.	254	FERIA DE VALLADOLID
161	Cosmofarma Srl	208	Elmia	255	FERIA DE ZARAGOZA
162	COTE SALONS	209	EMMAUS CHATELLERAULT NAINTRÉ	256	Feria Valencia / Asfel, Afidam / Reed Exhibitions
163	CREDIT AGRICOLE 35	210	Energimyndigheten	257	Feria Valencia / Health aN.D. Beauty
164	Cremona Fiere S.p.A.	211	ENJOY MONTPELLIER SAEML	258	FERIASTURIAS
165	CRISTAL FORMATION	212	Ente Autonomo per le Fiere di Verona	259	FIBO Niederlassung der Reed Exhibitions Deutschland GmbH
166	CRJP CONSEIL	213	Ente Fieristico MIFUR	260	Fiera Bolzano SpA
167	Crocus Expo IEC	214	ETAI - QUORUM EXPO - INFOPRO	261	Fiera di Genova spa
168	Çukurova Fuarçılık A.Ş.	215	ETAI / BEDOUK / INFOPRO	262	Fiera di Vicenza SpA
169	CXPM WILSON	216	Euroexpo Ltd.	263	Fiera Internazionale della Sardegna - AZIENDA SPECIAL Camera di commercio di Cagliari
170	CYF Fuarçılık A.Ş.	217	EUROEXPO Messe- und Kongress-GmbH	264	Fiera Milano İnterteks Uluslararası Fuarçılık A.Ş.
171	CYF Fuarçılık Ltd. Şti.	218	Euroindex Ltd.	265	Fiera Milano S.p.a.
172	DDB LIVE FOR PEOPLE	219	EUROPA ORGANISATION	266	Fiera Roma Srl
173	DEFICOM (sarl)	220	EUROPAIN DEVELOPPEMENT	267	Fiere di Parma S.p.A.
174	Demos Fuarçılık ve Org. Ltd. Şti.	221	EUROVET	268	Fiere e congressi Srl
175	Demuth Alfa	222	EVEN PRO	269	Figür Fuarçılık Ltd. Şti
176	Detay Fuarçılık Org. Ve Tanıtım Hizmet. Ltd.Şti	223	EVENT & CIE sas	270	Figür Fuarçılık Ltd.Şti
177	Deutsche Messe AG	224	EVENT INTERNATIONAL	271	FIGURES DE STILL
178	DIFFUSION DIFFERENTE (sarl)	225	Eventos del Motor	272	FIL
179	DIJON CONGREXPO	226	Eventus Organizasyon Fuarçılık ve Tic A.Ş.	273	FIMO (Consorcio Pro-Ferías y Exposiciones)
180	DLG e.V.	227	Exactus	274	Finnish Marine Industries Federation Finnboat
181	DLG Fuarçılık Ltd.Şti.	228	Exmedia S.r.l.	275	FIRA DE BARCELONA
182	DMPsrl	229	EXPO ARAD	276	FIRA DE LLEIDA
183	Domino Fuarçılık Ltd. Şti.	230	EXPO CONSEIL	277	FIRA DE MOLLERUSSA
184	Donelli Fuarçılık Ltd. Şti	231	Expocentre ZAO	278	FIRENZE FIERA S.P.A.
185	Dossodossi Fuarçılık Org.Tic.Ltd. Şti.	232	EXPOCINQ		
186	Dünya Fuar Yapım Ltd. Şti.	233	ExpoForum JSC		
187	DUPLEX AND CO	234	Expolink Fuarçılık Org. Tan. Ltd. Şti		
188	E Uluslararası Fuar ve Tanıtım Hizmetleri A.Ş.	235	Expomark Ltd.		

LISTS OF USED CODES (3/3) List of organizers

279 FISA
280 FOIRE DE BERE - CHATEAUBRIANT
281 FOIRE DU DAUPHINE - ROMANS
282 FOIRE ECOBIO ALSACE
283 FOIRE ECONOMIQUE DE CASTRES
284 FOIRE ET EXPOSITIONS DU GRAND DELTA - AVIGNON
285 FOIRE ET SALONS INTERNATIONAUX DE NANCY
286 FOIRE INTERNATIONALE DE CLERMONT-FERRAND COURNON
287 FOIRE INTERNATIONALE DE LIEGE
288 FOIRE-EXPOSITION DE LIMOGES ET DU LIMOUSIN
289 Fondazione per il Libro, la Musica e la Cultura
290 Förlags AB Albinsson & Sjöberg
291 FORUM DES TELECOMMUNICATIONS
292 Forum Fuarçılık ve Geliştirme A.Ş.
293 Forza Fuarçılık ve Organizasyon Hizmetleri A.Ş.
294 FOU DU CHOCOLAT s.a.s.
295 France EXPO
296 FRANCE MATERNITÉ
297 FREDICA
298 Freiburg Wirtschaft Touristik undMesse GmbH & Co. KG
299 Frig Fuarçılık ve Org. Hizm. San. Ve Tic. Ltd. Şti.
300 FT Fuarçılık Tan. Org. Hizm. Ltd. Şti.
301 G.L. Events
302 GALEC
303 Galexpo
304 GAMEXPO
305 GE.FI - Gestione Fiere S.p.A.
306 Gençiz Fuarçılık Org. Ltd. Şti
307 GHM Gesellschaft fürHandwerksmessen mbH
308 GIE DISGROUP
309 GIE OBJECTIF TRANSPORT PUBLIC
310 GL EVENTS - TOULOUSE EVENEMENTS
311 GL EVENTS EXHIBITIONS
312 GL EVENTS EXHIBITIONS - BREST
313 GL EVENTS EXHIBITIONS - LYON
314 GL EVENTS EXHIBITIONS - NOREXPO
315 GL EVENTS EXHIBITIONS - PARIS
316 GL events Italia S.p.A.
317 Globus Fuar Kongre Yönetimi ve Tanıtım Hizmetleri Ltd. Şti.
318 GORAL-EXPO
319 Gospordarsko razstavišče d.o.o.
320 GRAND PAVOIS - LA ROCHELLE
321 GREMI LLIBRETERS MAYORCA
322 GROUPE AEF
323 GROUPE ETAI
324 GROUPE EXPRESS - ROULARTA - ETUDIANT
325 GROUPE MONITEUR

326 GROUPE STUDYRAMA
327 Grup Medya Fuarçılık Ltd. Şti.
328 HAMARNILS Rebelle-Santé
329 Hamburg Messe und Congress GmbH
330 Hannover Fairs-Interpro Uluslararası Fuarçılık A.Ş.
331 Hannover Messe Ankiros Fuarçılık A.Ş.
332 Hannover Messe Ankiros Fuarçılık A.Ş.
333 Hannover Messe Bileşim Fuarçılık A.Ş.
334 Hannover Messe İnt. İst. Ulusl. Fuar Ltd. Şti.
335 Hannover Messe İnt. İst. Uluslararası Fuarçılık Ltd. Şti.
336 Hannover Messe İnt. İstanbul Ulusl. Fuar Ltd. Şti.
337 Hannover Messe Sodeks Fuarçılık A.Ş.
338 Hem & Villa HB
339 HERVE SAUZAY CONSEIL (HSC)
340 HİNTE GmbH
341 HKF Fuarçılık A.Ş.
342 HP COMMUNICATION
343 HUNGEXPO
344 Husvagnsbranschens Riksförbund
345 IDI
346 IDICE
347 IFAB
348 IFEBA
349 IFEMA
350 IFEPA
351 İFO İstanbul Fuar Hizmetleri A.Ş.
352 İfor Fuarçılık Ltd. Şti
353 İhlas Fuar Hizmetleri A.Ş.
354 İJV - IFAS vzw
355 İkon Fuarçılık Hizmetleri Ltd. Şti
356 İMİ Fuarçılık Hizmetleri Ltd.Şti.
357 INFECAR
358 İno Uluslararası Fuar Tan. Org. A.Ş.
359 INFOPROMOTIONS - GROUPE SOLUTIONS
360 İnsenta Fuarçılık Ltd. Şti
361 Intergem Messe GmbH
362 INTERMAT S.E. (GROUPE COMEXPOSIUM)
363 International Exhibition Centre Moldexpo
364 International Plovdiv Fair
365 INTERPROJECT SRL CATANIA
366 Interservis
367 İnterteks Uluslararası Fuarçılık A.Ş.
368 İpack İma S.p.A.
369 İstanbul Dünya Ticaret Merkezi A.Ş.
370 İstanbul Eğitim Fuarları ve Tanıtım Ltd. Şti
371 İstanbul Fuarçılık A.Ş.
372 İstanbul Restate Fuar Org. A.Ş.

373 İSTUR-CHT
374 ITE Moscow
375 ITE Siberian Fair LLC
376 ITEC France - groupe INFORMA
377 İZFAŞ İzmir Fuarçılık Hizmet. Kültür ve Sanat İşleri. Tic.A.Ş
378 İZFAŞ İzmir Fuarçılık Hizmet. Kültür ve Sanat İşleri. Tic.A.Ş
379 JBC SARL
380 JEC GROUP
381 JNR Fuarçılık Ltd. Şti.
382 Jyväskylä Fair Ltd
383 Jyväskylä Fair Ltd.
384 Karlsruher Messe- und Kongress-GmbH
385 Kazanskaya Yarmarka JSC
386 KDRAN
387 Kempten Tourismus- und VeranstaltungsserviceAllgäuer Festwoche
388 Kielce Trade Fairs
389 Kiev International Contract Fair
390 Kínold Ausstellungengesellschaft mbH
391 Klagenfurter messe Betriebsgesellschaft m.b.H.
392 Kobi Fuarçılık Tanıtım ve Organizasyon Ltd. Şti.
393 Koelnmesse GmbH
394 Küre Fuarçılık Ticaret Ltd. Şti.
395 Kuzbass Fair JSC
396 KWF - Kuratorium für Waldarbeitund Forsttechnik GmbH
397 LA FERME TROPICALE
398 LA ROCHELLE EVENEMENTS
399 Lahti Fair Ltd.
400 L'ANCRE ET LA PLUME
401 Landesmesse Stuttgart GmbH
402 LAVAL - CCI DE LA MAYENNE - PARC DES EXPOSITIONS DE LAVAL
403 LE MONDE A PARIS (GROUPE COMEXPOSIUM)
404 Leipziger Messe GmbH
405 Leipziger Messe International GmbH
406 LIFE Medya Fuarçılık A.Ş.
407 Lİ-FE Medya Yayıncılık Reklam. Fuarçılık Org. San.Tic. Ltd. Şti.
408 LILLE GRAND PALAIS
409 Lineapelle S.p.A.
410 Llobregat Ludics
411 Lohse - Paarmann - Unternehmertage Gbr
412 LOIRE EVENEMENT ORGANISATION (L.E.O.)
413 Longarone Fiere S.r.l.
414 Lublin Fair
415 Lublin Fair/Poznan International Fair
416 LURRAMA association - La ferme Pays Basque
417 Luxexpo
418 M.seventy srl
419 Mack Brooks Exhibitions Ltd

LISTS OF USED CODES (3/3) List of organizers

420	MAGIC MOMENTS CONCEPT
421	Malatya Belediyesi Fuarçılık Hizmet. Kültür ve Sanat Etkinlik. Tic. A.Ş.
422	MAREdiMODA S.C.A.R.L.
423	Marka Fuarçılık Ltd.Şti.
424	Marmara Tanıtım Fuarçılık Org. Rek. ve Tic. Ltd. Şti.
425	Marmaris Fuarçılık Org. Halkla İlişkiler Ltd. Şti.
426	MAXPOL
427	MB SYNERGIES
428	MBA Grup Uluslararası Fuarçılık Ltd. Şti
429	MCI
430	MCT
431	MD TOURISME
432	Medya Fors Fuarçılık Ltd.Şti
433	Mercan Fuarçılık Tan. Hiz. Ltd. Şti.
434	Mesago Messe Frankfurt GmbH
435	Mesago Messemanagement GmbH
436	Mesago PCIM GmbH
437	Messe Berlin GmbH
438	Messe Congress Graz Betriebsgesellschaft m.b.H
439	MESSE DRESDEN GmbH
440	Messe Duesseldorf Moscow OOO
441	Messe Düsseldorf GmbH
442	Messe Erfurt GmbH
443	Messe Essen GmbH
444	Messe Frankfurt Exhibition GmbH
445	MESSE FRANKFURT FRANCE S.A.S
446	Messe Frankfurt RUS Ltd.
447	Messe Husum HWG mbH & Co. KG
448	Messe München GmbH
449	Messe Offenbach GmbH
450	Messe Offenburg-Ortenau GmbH
451	Messe Ried GmbH
452	Messe- und VeranstaltungsgesellschaftMagdeburg GmbH (MVGM)
453	Messe Wächtersbach GmbH
454	Messe Wels GmbH & Co. KG
455	Messe Westfalenhallen Dortmund GmbH
456	Messezentrum Salzburg GmbH
457	Metal-Expo JSC
458	METZ EXPO EVENEMENTS
459	MICRONORA
460	MICROPOLIS - PARC DES EXPOSITIONS ET CONGRES DE BESANCON
461	MIDO S.r.l.
462	MİNT Fuarçılık ve Organizasyon A.Ş.
463	MMI Fuar Hizmetleri Ltd Şti
464	MODAMONT S.A.S.
465	Modena Fiere S.r.l.
466	Mostra d'Oltremare spa
467	MOTOR EVENTS

468	MSK Fuarçılık Ltd. Şti.
469	MT EXPOS
470	MTAS
471	MTGSA
472	MTP
473	MTS
474	MULHOUSE EXPO SAEML
475	MunichExpo Veranstaltungs GmbH
476	Muratorexpo
477	MUSEUMEXPERTS
478	MVK - International Exhibition Company JSC
479	NICEXPO
480	NIVEXPO - FOIRES ET SALONS NIVERNAIS MORVAN
481	Nizhegorodskaya Yarmarka All-Russia JSC
482	Nolia
483	NORMAND'EXPO - LE HAVRE
484	North Finland Fair
485	NTSR Fuar ve Gösteri Hizmetleri A.Ş.
486	Numera Mässor
487	NürnbergMesse GmbH
488	Öncü Fuarçılık Tic. Ltd. Şti.
489	ONISEP LORRAINE
490	ONISEP TOULOUSE
491	OR.EVEN
492	ORGANISATION FHRA FOIRES ET SALONS
493	ORGEXPO
494	Orion Fuarçılık ve Tanıtım Hizmetleri Ltd. Şti.
495	ORLEANS GESTION
496	ORSAF
497	OUEST ARTS
498	OVC Bizon LLC
499	P.FOSCOLO ORGANISATIONS
500	PadovaFiere Spa
501	PALACIO DE FERIAS Y CONGRESOS DE MÁLAGA
502	PAP EVENEMENTS SARL
503	PARC ASTERIX S.A.
504	PARC EXPO NIMES
505	PARC EXPO RENNES
506	Patika Tanıtım Fuar ve Sergi Org. Hizmet. Ltd. Şti.
507	PC MEDIA
508	PC ORGANISATION
509	PEB
510	PHL HORIZON
511	Piacenza expoS.p.A.
512	PICAFLO
513	PITTI IMMAGINE S.R.L.
514	Platform Uluslararası Fuarçılık A.Ş.
515	POITIERS COLLECTION PASSION

516	PORT ATLANTIQUE LA ROCHELLE
517	Pozitif Fuarçılık A.Ş.
518	PRECOM
519	PREMIERE VISION S.A.
520	PREMIERE VISION SA - SALON INDIGO (Paris)
521	PREMIERE VISION SA
522	PREMIERE VISION SA - SALON EXPOFIL (Paris)
523	Primexpo Ltd.
524	Progetti International S.r.l.
525	PROMAPLAST S.r.l. - Assocomaplast
526	PROMotion Expo Nordic KB
527	PRONORD-EST SAS
528	Proposte S.r.l.
529	PUBLIPRINT Groupe PROGRES
530	PUZZLE CENTRE
531	QUICK FAIRS Srl
532	«QUICK FAIRS Srl
533	RAM Regio Ausstellungs GmbH
534	RAM RegioAusstellungs GmbH Erfurt
535	RC CONSULTING
536	RDS & COMPANY
537	REAL SOCIEDADAD CANINA DE MURCIA
538	REECO GmbHRenewable Energy Exhibition Conference
539	Reed Exhibition
540	Reed Exhibitions Deutschland GmbH
541	Reed Exhibitions Italia S.r.l.
542	Reed Exhibitions Ltd.
543	REED EXPOSITIONS FRANCE
544	Reed Messe Salzburg GmbH
545	Reed Messe Wien GmbH
546	REED MIDEM
547	Reed Tüyap Fuarçılık A.Ş.
548	REGIE GAYANT EXPO
549	REGIE NETWORKS SAS
550	REIMS EVENEMENTS
551	Rem Fuar Sergi ve Panayır Tanıtım Ltd. Şti.
552	Renkli Fuarçılık Ltd. Şti.
553	RESTEC Exhibition Company JSC
554	Riihimäki Fair Ltd.
555	Rimini Fiera S.p.A.
556	Riva del Garda Fierecongressi spa
557	RLP-Yarmarka Ltd.
558	RLP-Yarmarka Ltd.; Textilexpo JSC
559	ROMEXPO
560	Rönesans Fuarçılık ve Yayıncılık A.Ş.
561	Rostocker Messe- undStadthallengesellschaft mbH
562	Rotaforte Reklam Fuar Org. Tan. Tic. Ent. A.Ş.
563	ROUEN EXPO EVENEMENTS

LISTS OF USED CODES (3/3) List of organizers

564	RUN EDITIONS ET COMMUNICATION
565	Russian Exhibition Company Expodesign Ltd.
566	S.A. FORUM DE L'INVESTISSEMENT
567	S.I.TEX S.p.A.
568	SADECA
569	SAEM AVIGNON TOURISME - AVIGNON ORGANISATION
570	SAFI
571	SAFIM Marseille
572	SAFYM
573	SAINT BRIEUC EXPO CONGRES
574	SAINT ETIENNE PARC EXPO
575	SALON DU LIVRE BIBLIOTHEQUE DE LA VILLE DE COLMAR
576	Salone Internazionale del Giocattolo S.r.l.
577	SALONS ET FOIRES HAUT-SAÔNOISES (VESOUL)
578	SANA Srl
579	sarl BIO et CO
580	SAS BMRA (POINT P RHONE ALPES)
581	SAS EP-PLUS ASSOCIES (INFO)
582	SAVOIEXPO - CHAMBERY
583	SAWO
584	SCAR UNION
585	SEAE (Société d'Encouragement à l'Agriculture et à l'Elevage)
586	Sedef Fuar Ve Kongre Hizmetleri San. Ve Tic. A.Ş.
587	SEGEPEX - LORIENT
588	Şehir Uluslararası Fuar Hizmetleri Ltd. Şti
589	Sektörel Fuarçılık A.Ş.
590	Sektörel Fuarçılık Ltd.Şti.
591	SENAF S.r.l.
592	Senexpo Uluslararası Fuarçılık A.Ş.
593	Sentez Uluslararası Fuar Organizasyon A.Ş.
594	Sereks Fuarçılık Tanıtım ve Org. Hizmet. Ltd.Şti.
595	Shov Fuarçılık Ltd. Şti
596	Shov Fuarçılık Ltd.Şti
597	SIAL (GROUPE COMEXPOSIUM)
598	Sine Fuarçılık A.Ş.
599	SÎNE Fuarçılık A.Ş.
600	Slow Food
601	SMAC / GRAND PALAIS COMMUNICATION
602	SMAU S.r.l.
603	SNS Fuarçılık Tan. Org. Rek. Yay. San. Tic. Ltd. Şti
604	SOCIÉTÉ CANINE DU POITOU
605	Société du SALON D'AUTOMNE
606	Société International du Cuir (SIC SA)
607	SOGECOS S.p.A.
608	SOLEIDAD
609	SOMEXPO
610	SOMMET DE L'ELEVAGE SAS
611	SOUD – Sochi Exhibitions JSC

612	Soysal Fuarçılık Tan. Org. Ltd. Şti.
613	SPACE
614	SPAS
615	Spielwarenmesse eG
616	SPORTAIR
617	Start Fuarçılık Rek. Org. San. ve Tic. Ltd. Şti.
618	Sté GOBILLOT
619	Stockholmsmässan
620	STRASBOURG EVENEMENTS
621	SUD LOIRE CARAVANES (SAS S.L.C.)
622	Svenskt Vatten
623	Sveriges Skolledarförbund
624	SVMF
625	Tampere Trade Fair Ltd
626	Tampere Trade Fairs Ltd
627	Tampere Trade Fairs Ltd.
628	Targi Torunskie
629	Targi w Krakówie
630	TARSUS FRANCE
631	TAX FREE WORLD ASSOCIATION
632	TC Media
633	Teknik Fuarçılık ve Yayın. Reklam Danış. Tic. Ltd. Şti
634	TERRALIES ASSOCIATION
635	TERRITOIRES AND CO
636	Textilexpo JSC
637	Textirama vzw
638	The Finnish Fair Corporation
639	The Finnish Housing Fair Co-operative organisation
640	The Swedish Exhibition & Congress Centre
641	TMS Messen - Kongresse -Ausstellungen GmbH
642	TOURS EVENEMENTS - GRAND-HALL - PARC DES EXPOSITIONS
643	Trade Fairs Brno
644	TRİO İstanbul Fuar Yapım A.Ş.
645	TROYES EXPO
646	TTG Italia S.p.A.
647	Tunajans Reklam ve Uluslararası Fuar Hiz. Ltd. Şti.
648	Tureks Uluslar arası Fuarçılık Ltd. Şti.
649	Tureks Uluslararası Fuarçılık Ltd. Şti.
650	Türk Dış Hekimleri Birliği Fuar ve Org. Ltd. Şti.
651	Türkel Fuarçılık A.Ş.
652	Turku Fair Center Ltd
653	Turku Fair Center Ltd.
654	Turku Faircenter Ltd
655	Tüyap Adana Fuarçılık A.Ş.
656	Tüyap Adana Fuarçılık A.Ş.
657	Tüyap Bursa Fuarçılık A.Ş.
658	Tüyap Konya Fuarçılık A.Ş.
659	Tüyap Tüm Fuarçılık Yapım A.Ş.

660	UBM Rotaforte Uluslararası Fuarçılık A.Ş.
661	UBM Rotaforte Uluslararası Fuarçılık A.Ş.
662	UCIA EXPOS SAS - CHALONS-EN-CHAMPAGNE
663	Ulusal Fuarçılık Org.Tic.Ltd.Şti.
664	Unacoma Service S.r.l.
665	Vakıf Fuarçılık Rek. Yay. Tanıtım Org. Tic. Ltd. Şti.
666	Valenza Expo Events
667	VARIM
668	Västra Kennelklubben
669	VBUFFARD-ORGANISATIONS
670	VDAIVerlags- und Messegesellschaft mbH
671	Venditalia Servizi S.r.l.
672	VENT D'IDEES
673	VERDUN EXPO MEUSE
674	Verein Deutscher Werkzeugmaschinen-fabriken e.V. (VDW)
675	VERONAFIERE
676	VertoExpo Exhibition Centre Ltd.
677	VETA Exhibition Center Ltd.
678	Vi i Villa AB
679	VIGNERONS INDEPENDANTS D'AQUITAINE (FEDERATION)
680	VIGNERONS INDEPENDANTS DE FRANCE
681	Villa Erba S.p.A.
682	VNU Exhibitions Europe
683	V-Trade Exhibitions
684	Vystavysté České Budejovice
685	Werbe- und VertriebsgesellschaftDeutscher Apotheker mbH
686	WFB Wirtschaftsförderung Bremen GmbHGeschäftsbereich MESSE BREMEN & ÖVB-Arena
687	WIN WIN
688	WIRTSCHAFTSGEMEINSCHAFTZoologischer Fachbetriebe GmbH
689	WNP Fachmessen GmbH
690	WSN DEVELOPPEMENT
691	Yağmur Fuarçılık Yayıncılık Tanıtım Hizmetleri Ltd. Şti.
692	Yem Fuarçılık A.Ş.
693	Yem Fuarçılık A.Ş.
694	Yön Fuarçılık Tan. Org. Ltd.Şti.
695	Yugorskiye Kontrakty Regional Exbn. Center JSC
696	Zagrebaçi Holding d.o.o. - Podružnica Zagrebaçi velesajam
697	ZIAD
698	ZTW
699	Zümrüt Fuarçılık Tanıtım ve Org. San. Tic. Ltd. Şti.

CITIES WITH EVENTS IN 2012, BY COUNTRY

page n°

Austria	
Graz (A)	35
Innsbruck (A)	37
Klagenfurt (A)	44
Ried (A)	63
Salzburg (A)	64
Vienna (A)	70
Wels (A)	71
Belgium	
Antwerp (BE)	23
Brussels (BE)	27
Charleroi (BE)	30
Ghent (BE)	34
Liège (BE)	46
Namur (BE)	54
Bulgaria	
Plovdiv (BG)	61
Croatia	
Zagreb (HR)	71
Czech Republic	
Brno (CZ)	27
Ceské Budejovice (Cz)	30
Finland	
Helsinki (SF)	36
Jyväskylä (SF)	42
Lahti (SF)	45
Lappeenranta (SF)	45
Oulu (SF)	56
Riihimäki (SF)	64
Rovaniemi (SF)	64
Tampere (SF)	66
Tornio (SF)	67
Turku (SF)	68
France	
Agen (F)	21
Aix En Provence (F)	21
Albertville (F)	21
Alençon (F)	21
Amiens (F)	21
Angers (F)	22
Angoulême (F)	22
Annecy (F)	22
Argentan (F)	23
Arras (F)	23
Aurillac (F)	23
Auxerre (F)	23
Avignon (F)	23
Bayonne (F)	24
Bedarieux (F)	24
Belfort (F)	24
Besançon (F)	25
Beziers (F)	25
Biarritz (F)	25
Bordeaux (F)	26

Bourg En Bresse (F)	26
Bourges (F)	26
Brest (F)	27
Caen (F)	29
Cannes (F)	30
Castres (F)	30
Cergy-Pontoise (F)	30
Chalon Sur Saône (F)	30
Chalons En Champagne (F)	30
Chambery (F)	30
Chantilly (F)	30
Chartres (F)	30
Chateaubriant (F)	30
Chatellerauld (F)	31
Cherbourg (F)	31
Chollet (F)	31
Clermont (F)	31
Clermont-Ferrand (F)	31
Colmar (F)	31
Dijon (F)	32
Douai (F)	32
Grenoble (F)	35
La Roche Sur Foron (F)	45
La Roche Sur Yon (F)	45
La Rochelle (F)	45
Laval (F)	45
Le Havre (F)	46
Le Mans (F)	46
Lille (F)	46
Limoges (F)	47
Lisieux (F)	47
Lons Le Saunier (F)	47
Lorient (F)	47
Lyon - Villeurbanne (F)	48
Lyon (F)	48
Macon (F)	49
Mantes La Jolie (F)	50
Marcq-En-Baroeil (F)	50
Marseille (F)	50
Metz (F)	50
Montluçon (F)	52
Montpellier (F)	52
Morlaix (F)	52
Mulhouse (F)	54
Annecy (F)	54
Nantes (F)	54
Nevers (F)	55
Nice (F)	55
Nîmes (F)	55
Orléans (F)	56
Oyonnax (F)	56
Paris (F)	57
Paris Disneyland (F)	57
Pau (F)	60
Perpignan (F)	61
Piailly (Parc Asterix) (F)	61
Poitiers (F)	61

Pontchâteau (F)	61
Pontoise (F)	61
Quimper (F)	62
Reims (F)	63
Rennes (F)	63
Romans (F)	63
Rouen (F)	64
Saint Brieuç (F)	64
Saint Denis - La Reunion (F)	64
Saint Etienne (F)	64
Chantilly (F)	64
Saint Malo (F)	64
Saint-Denis (F)	64
Saint-Etienne (F)	64
Strasbourg (F)	65
Toulon (F)	67
Clermont (F)	67
Tours (F)	68
Troyes (F)	68
Valence (F)	69
Vannes (F)	70
Verdun (F)	70
Versailles (F)	70
Vertou (F)	70
Vesoul (F)	70
Ville-La-Grand (F)	70
Vitre (F)	70
Voiron (F)	70
Germany	
Augsburg (D)	23
Bad Salzungen (D)	24
Berlin (D)	25
Bernburg (D)	25
Bopfingen (D)	26
Bremen (D)	26
Chemnitz (D)	31
Dortmund (D)	32
Dresden (D)	32
Düsseldorf (D)	32
Erfurt (D)	33
Essen (D)	33
Frankfurt/Main (D)	34
Freiburg (D)	34
Hamburg (D)	35
Hannover (D)	36
Hof (D)	37
Husum (D)	37
Idar-Oberstein (D)	37
Karlsruhe (D)	42
Kempton (D)	42
Köln (D)	44
Leipzig (D)	46
Magdeburg (D)	49
Mainz (D)	50
München (D)	54
Nürnberg (D)	55

Offenbach (D)	56
Offenburg (D)	56
Passau (D)	60
Rosenheim (D)	63
Rostock (D)	63
Stuttgart (D)	65
Wächtersbach (D)	71
Hungary	
Budapest (HU)	28
Debrecen (HU)	31
Italy	
Alba (I)	21
Arezzo (I)	23
Ariano Irpino (I)	23
Bari (I)	24
Bologna (I)	26
Bolzano (I)	26
Brescia (I)	27
Cagliari (I)	29
Carrara Marina (I)	30
Catania (I)	30
Cernobbio (I)	30
Cremona (I)	31
Ferrara (I)	33
Firenze (I)	33
Genova (I)	34
Longarone (I)	47
Lucca (I)	48
Milano (I)	51
Modena (I)	52
Napoli (I)	55
Padova (I)	56
Parma (I)	60
Piacenza (I)	61
Pordenone (I)	61
Rimini (I)	63
Riva Del Garda (I)	63
Roma (I)	63
Torino (I)	67
Valenza (I)	69
Verona (I)	70
Vicenza (I)	70
Luxembourg	
Luxembourg (LUX)	48
Moldavia	
Chisinau (MD)	31
Montenegro	
Budva (ME)	28
Poland	
Bielsko Biala (PL)	25
Bydgoszcz (PL)	29
Chorzów (PL)	31
Gdansk (PL)	34
Gdynia (PL)	34

Kakolewo (PL)	42
Katowice (PL)	42
Kielce (PL)	43
Kraków (PL)	45
Lódz (PL)	47
Lublin (PL)	47
Ostróda (PL)	56
Poznan (PL)	61
Swiebodzin (PL)	66
Szczecin (PL)	66
Torun (PL)	67
Warszawa (PL)	71
Wilkowice (PL)	71
Wroclaw (PL)	71
Portugal	
Braga (P)	26
Lisbon (P)	47
Porto (P)	61
Romania	
Arad (RO)	23
Bucharest (RO)	28
Russia	
Ekaterinburg (RU)	33
Kazan (RU)	42
Khanty-Mansiysk (RU)	42
Krasnodar (RU)	45
Moscow (RU)	52
Nizhny Novgorod (RU)	55
Novokuznetsk (RU)	55
Novosibirsk (RU)	55
Rostov-On-Don (RU)	64
Sochi (RU)	65
St.petersburg (RU)	65
Surgut (RU)	66
Voronezh (RU)	71
Spain	
Albacete (E)	21
Badajoz (E)	24
Konya (TR)	44
Barcelona (E)	24
Bilbao (E)	25
Ferrol (E)	33
Gijon (E)	35
Las Palmas De Gran Canaria (E)	45
Lleida (E)	47
Madrid (E)	49
Malaga (E)	50
Mollerussa (E)	52
Ourense (E)	56
Palma (E)	57
Torre Pacheco (E)	67
Valencia (E)	69
Valladolid (E)	70
Zaragoza (E)	71

Sweden	
Gothenburg (S)	35
Jönköping (S)	42
Malmö (S)	50
Stockholm (S)	65
Umeå (S)	68
Slovenia	
Ljubljana (SI)	47
The Netherlands	
Amsterdam (NL)	21
Den Bosch (NL)	31
Rotterdam (NL)	64
Utrecht (NL)	68
Turkey	
Adana (TR)	21
Adapazarı (TR)	21
Afyonkarahisar (TR)	21
Ankara (TR)	22
Antalya (TR)	22
Aydın (TR)	24
Balıkesir (TR)	24
Burdur (TR)	28
Bursa (TR)	29
Çanakkale (TR)	29
Çorum (TR)	31
Denizli (TR)	31
Diyarbakır (TR)	32
Edirne (TR)	33
Erzurum (TR)	33
Eskişehir (TR)	33
Gaziantep (TR)	34
Giresun (TR)	35
Isparta (TR)	37
İstanbul (TR)	37
İzmir (TR)	41
Kayseri (TR)	42
Kırklareli (TR)	44
Konya (TR)	44
Kütahya (TR)	45
Malatya (TR)	50
Manisa (TR)	50
Mersin (TR)	50
Muşla (TR)	53
Ordu (TR)	56
Samsun (TR)	64
Tekirdağ (TR)	67
Trabzon (TR)	68
Van (TR)	70
Yozgat (TR)	71
Ukraine	
Kiev (UA)	43
Lviv (UA)	48

2012 EVENTS BY CITY

	Interval Year	Opening date	Closing date	Space				Exhibitors				Visitors				Organizer	Auditor	Industry sector	
				Rented Space (sq.m)				Exhibitors with their own stands		Represented firms		Admission for Trade/Public	Total						
				Total	Halls	Open air		from ... countries	Total	Foreign	Total		Foreign	Total	Foreign				
	Total	Foreign	Total	Foreign		Total	Foreign	Total	Foreign	Total	Foreign								
Adana (TR)																			
ADANA AGRICULTURE FAIR 2012	1	14/11	18/11	15 055	15 055	0				220	0			T/P	123 811	1 215	656	19	1
Adana Construction 2012	1	16/2	19/2	4 411	4 411	0				102	0			T/P	39 440	355	656	19	5
ADANA FURNITURE - DECORATION FAIR 2012	1	10/10	14/10	11 826	11 826	0				96	0			T/P	46 350	285	655, 168	19	18
ADANA GREENHOUSE - GARDEN FAIR 2012	1	14/11	18/11	2 844	2 844	0				73	0			T/P	123 811	1 215	656	19	1
ADANA HEALTH CARE CENTERS AND TOURISM FAIR	1	27/9	30/9	538	538	0				30	0			T/P	12 640	135	656	19	22
ADANA PACKAGING FAIR 2012	1	8/3	11/3	556	556	0				28	0			T/P	36 420	158	656	19	11
Çukurova 5.Book Fair	1	10/1	15/1	3 310	3 310	12				150	1			T/P	182 450	10	655, 168	19	3
ÇUKUROVA 5TH EDUCATION FAIR 2012	1	10/1	15/1	916	916	0				46	0			T/P	182 450	10	655, 168	19	8
ÇUKUROVA FOOD - FOOD TECH 2012	1	8/3	11/3	2 229	2 229	0				83	0			T/P	36 420	158	656	19	2
ÇUKUROVA MEDICINE 2012	1	27/9	30/9	662	662	0				48	0			T/P	12 640	135	656	19	22
EDUFAIRS TURKEY	1	6/11	6/11	800	800	640				25	18			T/P	350	0	198	19	8
IEFT EDUCATION FAIRS OF TURKEY	1	22/3	22/3	250	250	230				30	27			T/P	950	0	370	19	8
IEFT EDUCATION FAIRS OF TURKEY	1	15/10	15/10	250	250	225				29	26			T/P	1 000	0	370	19	8
IHS 2012	1	16/2	19/2	2 001	2 001	0				61	0			T/P	39 440	355	656	19	5
PRINTING AND ADVERTISING FAIR 2012	1	8/3	11/3	983	983	0				47	0			T/P	36 420	158	656	19	19
Adapazarı (TR)																			
8. SAN-TEK INDUSTRY AND TRADE FAIR	1	20/9	23/9	5 700	5 700	0				118	0			T/P	12 457	0	174	19	19
Afyonkarahisar (TR)																			
17. AFYONKARAHISAR VICTORY FAIR	1	25/8	30/8	3 214	3 214	0				55	0			T/P	75 134	0	51	19	27
AFYONKARAHISAR AGRICULTURE, STOCK BREEDING AND AGRO TECHNOLOGY FAIR	1	12/4	15/4	6 840	6 840	0				65	0			T/P	14 863	0	51	19	1
AFYONKARAHISAR CAR, COMMERCIAL VEHICLES AND SPARE PARTS INDUSTRY EXHIBITION	1	5/9	9/9	2 870	2 870	0				34	0			T/P	8 764	0	51	19	16
AGEN (F)																			
FOIRE EXPOSITION D'AGEN	1	8/9	16/9	10 115	3 487	0	6 628	0		233	0	0	0	P	28 380	0	18	10	27
JOURNEES BIEN ETRE	1	16/11	19/11	896	896	0	0	0		115	0	0	0	P	6 274	0	18	10	14
PRINTEMPS DE LA MAISON	1	16/3	18/3	2 487	2 487	0	0	0		114	0	0	0	P	7 978	0	18	10	12
AIX EN PROVENCE (F)																			
SALON STUDYRAMA DES ETUDES SUPERIEURES	1	18/2	18/2	672						90				P	5 398	0	326	9	8
Alba (I)																			
82a Fiera Internazionale del Tartufo Bianco d'Alba	1	6/10	18/11	1 500	1 500	0	0	0		60	0	0	0	T/P	81 998	20 501	154	6	2
Albacete (E)																			
EXPOVICAMAN	1	17/5	20/5	5 994	994	0	0	0	1	37	0	0	0	T/P	3 907	0	347	13	1
<i>Note: the total net space includes some special show area which is not included in the "halls" or "open air" figures</i>																			
ALBERTVILLE (F)																			
AUTO MOTO QUAD & GASTRONOMIE	1	30/3	1/4	3 039						34	0			P	3 508	0	88	9	27
HABITAT ET IMMOBILIER	1	11/5	13/5	1 812						81	1			P	4 192	0	88	9	12
ALENÇON (F)																			
ORNEXPO - FOIRE EXPOSITION	1	22/2	27/2	6 037	4 404	72	1 633	0	1	207	5	207	5	P	20 931	0	153	10	27
AMIENS (F)																			
AMENAGO	1	12/10	14/10	917	917	9	0	0	1	49	1	49	1	P	3 706	0	314	10	12
Amsterdam (NL)																			
Bakkerijdagen	2	4/3	6/3	7 181	7 181	573				5	178	21		T	9 964	269	39	8	2
Bedrijfsauto RAI	2	17/4	21/4	24 358	24 358	1 000				6	191	16		T	46 690	1 401	39	8	26
Building Holland	2	17/4	19/4	5 032	5 032	441				5	160	15		T	5 811	203	39	8	5
Fietsvak	1	29/1	31/1	7 602	7 602	739				8	133	24		T	7 287	445	39	8	3
Hiswa	1	6/3	11/3	17 063	17 063	479				9	282	18		P	39 925	200	39	8	3
Horecava	1	9/1	12/1	24 955	24 955	1 724				12	569	68		T	55 804	1 004	39	8	2
Huishoudbeurs	1	18/2	26/2	17 037	17 037	88				5	351	5		P	246 998		39	8	13
Negen Maandenbeurs	1	22/2	26/2	6 077	6 077	180				3	209	7		P	incl. in Huishoudbeurs		39	8	13
Intertraffic Amsterdam	2	27/3	30/3	28 325	28 325	23 525				47	810	688		T	17 632	11 549	39		26
ISSA/Interclean Amsterdam	2	8/5	11/5	28 598	28 598	25 967				42	670	614		T	19 049	13 620	39		10
METS	1	13/11	15/11	20 378	20 378	17 166				43	1 143	987		T	13 380	7 653	39	8	26
SuperYacht Pavilion	1	13/11	15/11	2 410	2 410					20	170	117		T	incl. in METS		39	8	26
Taxi Expo	1	30/11	1/12	2 264	2 264	92				4	55	3		T	1 874	178	39	8	16

see note

2012 EVENTS BY CITY

	Interval Year	Opening date	Closing date	Space					Exhibitors					Visitors			Organizer	Auditor	Industry sector
				Rented Space (sq.m)					Exhibitors with their own stands			Represented firms		Admission for Trade/Public	Total				
				Total	Halls		Open air		from ... countries	Total	Foreign	Total	Foreign		Total	Foreign			
	Total	Foreign	Total	Foreign		Total	Foreign	Total		Foreign		Total	Foreign						
ANGERS (F)																			
ANTIQUAIRES	1	19/10	22/10	1 522	1 522	36	0	0	1	73	1	0	0	P	4 331	0	43	10	3
BROC ET PUCES PAYS DE LA LOIRE	1	10/3	11/3	2 384	2 212	69	172	0	1	137	3	0	0	P	6 642	0	43	10	3
CAMPING CAR OCCASION	1	27/1	30/1	15 105						8	0			P	2 010	0	621	9	26
FOIRE EXPOSITION DE L'ANJOU	1	21/4	29/4	19 946	8 203	118	11 743	0	7	294	9	0	0	P	73 065	0	43	10	27
HABITAT IMMOBILIER	1	21/9	24/9	8 251	8 251	0	0	0		305	0	0	0	P	20 139	0	43	10	12
MAISON BOIS	1	12/10	15/10	3 341	3 341	189	0	0	8	190	12	0	0	P	14 448	0	43	10	12
RESPIRE LA VIE	1	5/10	7/10	1 277						144	0			P	6 361	0	412	9	2
SALON DU MARIAGE DU PACS ET DU CHOCOLAT	1	17/11	18/11	1 445						129				P	6 575	0	47	9	27
SIVAL	1	17/1	19/1	12 904	12 904	526	0	0	8	489	34	0	0	T			43	10	1
VEGETAL	1	21/2	23/2	12 216	12 216	2 957	0	0	14	615	191	0	0	T	14 706	644	108	10	1
VEHICULE D'OCCASION	1	2/3	4/3	5 981						20	0			P	6 415	0	5	9	26
VINS DE LOIRE	1	6/2	8/2	5 717	5 717	0	0	0		561	0	0	0	T	6 804	772	43	10	2
VINS ET GASTRONOMIE	1	24/11	26/11	1 376	1 376	0	0	0		116	0	0	0	P	12 815	0	312	10	2
ANGOULEME (F)																			
ENERGIES ET ECO-HABITAT	1	18/2	20/2	585	585	0	0	0		30	0	0	0	P	1 008	0	312	10	12
FOIRE EXPOSITION	1	16/4	16/4	7 313	2 349	0	4 964	0		145	0	145	0	P	8 533	0	128	10	27
JOURNEE DE GERONTOLOGIE DE L'ANGOUMOIS	1	22/11	22/11	260	260	0	0	0		13	0	13	0	P	338	0	123	10	22
SALON STUDYRAMA DES ETUDES SUPERIEURES	1	8/12	8/12	132						22				P	3 087	0	326	9	8
VINS ET GASTRONOMIE	1	18/2	20/2	180	180	0	0	0		28	0	0	0	P	2 058	0	312	10	2
Ankara (TR)																			
25TH INTERNATIONAL YAPI / TURKEYBUILD 2012 ANKARA FAIR	1	20/9	23/9	4 071	4 071	28				169	2			T/P	27 929	587	693	19	5
31. BOOK AND CULTURE FAIR	1	26/7	14/8	606	606	0				60	0			T/P	60 000	300	665	19	3
6.Yapidecoor Ankara 2012	1	22/3	25/3	6 022	6 022	0				153	0			T/P	15 853	76	171	19	5
9. COUNTRIES HANDICRAFT AND GIFT GOODS FAIR	1	30/11	9/12	2 000	2 000	600				174	48			T/P	40 000	400	551	19	27
AGROTEC 2012 16TH INTERNATIONAL AGRICULTURE FAIR	1	6/9	9/9	11 400	11 400	0				112	0			T/P	34 000	550	358	19	1
AKARE STUDY ABROAD FAIRS	1	12/4	12/4	1 151	1 151	883				86	66			T/P	1 653	3	27	19	8
AKARE STUDY ABROAD FAIRS	1	11/10	11/10	1 151	1 151	787				79	54			T/P	2 217	5	27	19	8
ANKAGOLD ANKARAGOLD, JEWELLERY WATCH AND SILVER FAIR'12	1	8/6	10/6	6 000	6 000	0				74	0			T/P	5 000	800	617	19	24
Ankara 2. INDUSTRY FAIR	1	20/11	24/11	2 675	2 675	15				95	1			T/P	12 000	62	292	19	19
BEAUTY & CARE 2012	1	1/11	4/11	3 265	3 265	339				63	5			T/P	4 182	106	264	19	14
BOOK FAIR	1	23/3	1/4	2 000	2 000	0				81	0			T/P	70 821	0	243	19	3
Citytech 6. MUNICIPALITY AND ENVIRONMENT FAIR	1	28/3	31/3	4 675	4 675	0				67	0			T/P	2 400	190	358	19	10
CULTURE AND TOURISM FAIR	1	20/12	23/12	1 200	1 200	216				53	8			T/P	976	127	694	19	6
EDUFAIRS TURKEY	1	4/3	4/3	1 000	1 000	800				40	28			T/P	900	0	198	19	8
EDUFAIRS TURKEY	1	4/11	4/11	1 000	1 000	800				40	28			T/P	800	0	198	19	8
EIF - ENERGY FAIR	1	4/10	5/10	1 826	1 826	105				65	3			T/P	2 600	400	183	19	9
FURNITURE DECORATION FAIR 2012 OF TURKEY	1	4/4	8/4	21 000	21 000	0				162	0			T/P	88 500	6 500	2	19	12
IEFT EDUCATION FAIRS OF TURKEY	1	18/3	18/3	600	600	558				83	77			T/P	2 400	0	370	19	8
IEFT EDUCATION FAIRS OF TURKEY	1	2/10	2/10	600	600	564				96	90			T/P	2 900	0	370	19	8
MACHINERY, METAL PROCESSING, AUTOMATION TRADE FAIR	1	15/3	18/3	7 210	7 210	0				45	0			T/P	13 850	958	2	19	19
METEX MIDDLE EAST TOURISM EXHIBITION	1	25/5	27/5	7 500	7 500	585				58	7			T/P	26 000	3 250	360	19	6
TURKEY COOPERATIVES FAIR	1	21/12	23/12	2 200	2 200	0				68	0			T/P	3 600	380	596	19	15
TURKISH DENTAL ASSOCIATION EXPONENTIAL 2012	1	31/5	2/6	4 034	4 034	97				122	2			T/P	3 047	81	650	19	22
ANNECY (F)																			
SALON STUDYRAMA DES ETUDES SUPERIEURES	1	7/1	7/1	234						45				P	5 201	0	326	9	8
MARIEE	1	20/10	21/10	1 260						114	3			P	7 006	0	420	9	4
Antalya (TR)																			
16. EXPO SILVER ANTALYA 2012 GOLD, SILVER, JEWELLERY & WATCH FAIR	1	12/4	16/4	1 475	1 475	0				80	0			T/P	2 945	21	594	19	24
1ST TOMATO CULTIVATION, PRODUCTION INPUTS, HARVESTING, STORAGE, PACKAGING, LOGISTICS AND MARKETING FAIR	1	22/11	24/11	1 850	1 850	0				44	0			T/P	5 200	0	468	19	1
20. INTERNATIONAL YAPEX - BUILDING MATERIALS, CONSTRUCTION TECHNOLOGY AND BUILDING RENOVATION TRADE FAIR	1	18/10	21/10	7 631	7 631	303				278	23			T/P	25 193	641	28	19	5
2nd DOSSODOSSI FASHION SHOW FAIR	1	7/6	13/6	4 700	4 700	0				70	0			T/P	5 000	4 000	185	19	25
2ND FLORPLANT ORNAMENTAL PLANTS AND LANDSCAPE ARCHITECTURE EXHIBITION	1	26/9	29/9	1 561	1 561	123				60	12			T/P	1 220	74	22	19	12
3rd REGIONAL AND TRADITIONAL PRODUCTS SOUVENIR FAIR	1	20/6	24/6	4 607	4 607	28				179	2			T/P	22 000	305	292	19	2

2012 EVENTS BY CITY

	Interval Year	Opening date	Closing date	Space				Exhibitors				Visitors				Organizer	Auditor	Industry sector	
				Rented Space (sq.m)				Exhibitors with their own stands		Represented firms		Admission for Trade/Public	Total						
				Total	Halls		Open air		from ... countries	Total	Foreign		Total	Foreign	Total				Foreign
	Total	Foreign	Total	Foreign		Total	Foreign	Total	Foreign		Total	Foreign							
Antalya (TR)																			
6TH YAPEX CERAMIC & BATHROOM FAIR	1	18/10	21/10	1 480	1 480	0				49	0			T/P	25 193	641	28	19	5
9TH YAPEX RECONSTRUCTION FAIR	1	18/10	21/10	1 500	1 500	0				50	0			T/P	25 193	641	28	19	19
9TH YAPEX WINDOOR FAIR	1	18/10	21/10	950	950	0				32	0			T/P	25 193	641	28	19	5
ALANYA CAR SHOW 2012	1	12/4	15/4	2 750	2 750	0				25	0			T/P	9 550	0	16	19	16
ALODIF 2012 Hotel, Bar, Restaurant Fair	1	13/12	16/12	1 750	1 750	0				47	0			T/P	2 126	0	16	19	4
ANFAŞ BEVEK - TRADE EXHIBITION FOR BEVERAGE	1	2/2	4/2	10 431	10 431	123				70	6			T/P	18 242	50	42	19	2
ANFAŞ CITYEXPO 2012 3. CITY PLANNING AND TECHNOLOGIES EXHIBITION	1	28/3	30/3	6 206	6 206	72				122	2			T/P	12 320	312	42	19	10
ANFAŞ FOOD PRODUCT - 19. INTERNATIONAL TRADE EXHIBITION FOR FOOD	1	15/2	18/2	10 449	10 449	45				184	3			T/P	21 724	612	42	19	2
ANFAŞ HETEX - 4. HEALTH TOURISM EXHIBITION	1	1/11	3/11	1 580	1 580	127				56	7			T/P	7 026	365	42	19	14
ANFAŞ HOTEL EQUIPMENT - 23. INTERNATIONAL HOSPITALITY INDUSTRY EQUIPMENTS & DECORATION EXHIBITION	1	18/1	21/1	13 975	13 975	82				269	5			T/P	28 756	751	42	19	4
ANFAŞ SPORTTURKEY - SPORT TOURISM EXHIBITION	1	1/11	3/11	1 181	1 181	12				46	1			T/P	3 256	188	42	19	3
ANTALYA BOOK FAIR	1	16/2	19/2	1 220	1 220	0				70	0			T/P	82 500	0	659	19	3
ANTALYA HIGHER EDUCATION PRESENTATION DAYS & EDUCATION FAIR	1	5/4	7/4	958	958	112				55	7			T/P	44 500	0	468	19	8
COSMOSHOW, COSMETICS, BEAUTY AND PERSONAL CARE EXHIBITION	1	3/5	6/5	263	263	0				21	0			T/P	7 737	262	22	19	14
GROWTECH EURASIA 2012 12TH INTERNATIONAL HORTICULTURE, AGRICULTURE, FLORICULTURE AND TECHNOLOGIES FAIR	1	5/12	8/12	20 793	20 793	1 509				425	81			T/P	69 726	2 714	485	19	1
HASYURT AGRICULTURE FAIR	1	18/4	21/4	9 000	9 000	25				77	1			T/P	25 000	170	89	19	1
Marriage and Wedding Preparations Fair	1	23/2	26/2	1 720	1 720	0				65	0			T/P	17 000	0	176	19	25
Nephrology, Hyper tension and Dialysis Congress and Fair	1	14/11	18/11	414	414	14				46	2			T/P	1 200	5	270	19	22
Antwerp (BE)																			
A.CITYLIFE	1	9/2	17/2	4 500	4 500					3	91	6		P	30 000		279		12
Bouw & Reno	1	14/1	22/1	1 041	1 041						234			P	36 273		56		5
FOOD FAIR ANTWERP (Salon de l'Alimentation/Voedingssalon)	1	1/12	9/12	4 000	4 000					5	118	14		P	34 000		95		27
Hout & Habitat	1	22/11	25/11	3 101	3 101						88			P	10 268		56		5
MAINTENANCE ANTWERP 2012	2	18/4	19/4	3 652	3 769	595				4	187	35	15	T	4 534	771	191		19
PUMPS & VALVES 2012	2	18/4	19/4	4 275	4 423	378				3	137	19	16	T	4 381	745	191		19
Vakantiesalon Vlaanderen	1	26/1	30/1	9 952	9 952					19	300	120	0	P	70 000	5 420	155		6
Arad (RO)																			
AGROMALIM	1	6/9	9/9	12 298	1 408	479	10 890	411		10	237	61		T/P	7 854		229	5	1
AR-MEDICA	1	1/11	3/11	1 349	1 349	30	0	0		4	101	4		T	3 189		229	5	22
Arezzo (I)																			
ORO AREZZO	1	24/3	27/3	4 840	4 840	211	0	0	371	384	13	0	0	T	4 358	857	49	6	24
ARGENTAN (F)																			
ECOSALON	1	10/3	11/3	747						71	0			P	3 500	0	69	9	10
MAQUETTE	1	24/3	25/3	56						8				P	666	0	132	9	3
Ariano Irpino (I)																			
Mac Legno Sud	1	22/6	24/6	5 200	5 200	300	0	0	65	68	3	104	7	T/P	3 038	121	268	6	19
ARRAS (F)																			
CHIOT	1	31/3	1/4	800						24				P	5 621	0	427	9	3
FOIRE EXPO D'ARRAS	1	7/4	15/4	1 910	1 910	0	0	0		108	0	108	0	P	8 751	0	61	10	27
IMMOBILIER ET HABITAT	1	14/9	16/9	1 179	1 179	0	0	0		69	0	0	0	P	2 236	0	61	10	15
MARIAGE	1	21/1	22/1	1 017	1 017	36	0	0	1	77	2	77	2	P	3 347	0	61	10	4
REPTILEXPO	2X1	24/6	24/6	620	620	0	0	0		129	0	0	0	P	4 221	0	397	10	27
REPTILEXPO	2X1	11/11	11/11	563	563	277	0	0	8	119	47	0	0	P	3 590	0	397	10	27
Augsburg (D)																			
Arbeitsschutz Aktuell - Safety and Health	2	16/10	18/10	7 561	7 561	940	0		13	247	35			T	10 501	357	340	11	7
GrindTec - Intern. Trade Fair for Grinding Technology	2	14/3	17/3	16 004	16 004	4 157	0		25	425	145			T	13 589	3 805	13	11	19
RENEXPO® - International Energy Trade Fair	1	27/9	30/9	6 780	5 499	1 469	1 281	532	13	330	50			T	13 652		538	11	9
AURILLAC (F)																			
FOIRE EXPOSITION	2	20/9	24/9	4 127	1 737	0	2 390	0		83	0	0	0	P	9 063	0	84	10	27
AUXERRE (F)																			
FOIRE EXPOSITION	1	13/9	17/9	3 126	1 161	0	1 965	0		81	0	89	0	P	10 220	0	86	10	27
VINS	1	16/3	18/3	690	690	6	0	0	1	88	1	0	0	P	5 705	0	122	10	2
AVIGNON (F)																			
ANIMO NATURE 2012	1	6/10	7/10	1 540						27				P	12 487	0	569	9	3
AVIGNON MOTOR FESTIVAL	1	23/3	25/3	11 001						310	8			P	28 543	0	569	9	3
CHEVAL PASSION	1	18/1	22/1	7 895						303	19			P	75 469	0	569	9	3

2012 EVENTS BY CITY

	Interval Year	Opening date	Closing date	Space				Exhibitors						Visitors				Organizer	Auditor	Industry sector	
				Rented Space (sq.m)				Exhibitors with their own stands			Represented firms			Admission for Trade/Public	Total						
				Total	Halls		Open air		from ... countries	Total	Foreign	Total	Foreign		Total	Foreign	Total				
AVIGNON (F)																					
	1	14/4	22/4	17 558	11 750	166	5 808	0	3	345	7	0	0	P	55 874	0	284	10	27		
	1	29/3	30/3	867						86	4			P	1 300	0	431	9	6		
	1	31/1	2/2	3 491						278	6			T	4 033	0	222	9	19		
Aydın (TR)																					
	1	22/11	25/11	11 380	11 380	0				156	0			T/P	103 000	0	392	19	2		
Bad Salzufen (D)																					
	1	7/11	9/11	7 007	7 007	373	0		10	396	29	12	1	T	4 455	101	133	11	19		
	1	6/2	9/2	17 245	17 245	7 249	0		35	662	307	9	5	T	17 741	6 435	133	11	12		
Badajoz (E)																					
	1	2/3	5/3	1 443	777	93	0	0	2	35	5	0	0	P	3 486		348	13	14, 24	see note	
	1	20/9	23/9	4 680	2 351	480	0	0	3	68	14	0	0	P	8 635		348	13	1, 3	see note	
	1	26/12	30/12	3 478	108	21	0	0	2	9	1	0	0	P	27 914		348	13	3, 22	see note	
	1	9/2	12/2	4 454	809	36	0	0	2	21	2	10	0	P			348	13	3, 22	see note	
	1	21/6	24/6	7 004	1 555	531	256	156	2	69	13	1	1	P	3 235		348	13	3, 25	see note	
	1	19/4	22/4	3 889	2 728	457	0	0	2	40	11	0	0	P	2 584		348	13	12, 13	see note	
	1	22/11	25/11	3 276	2 800	1 260	0	0	2	116	35	17	17	P	2 853		348	13	27	see note	
<i>Note: the total net space includes some special show area which is not included in the "halls" or "open air" figures</i>																					
Balikesir (TR)																					
	1	1/3	4/3	11 000	11 000	0				180	0			T/P	177 000	0	83	19	1		
	1	5/4	8/4	9 334	9 334	0				195	0			T/P	68 392	113	494	19	1		
Barcelona (E)																					
	2	26/3	29/3	70 430	70 430	9 905	0	0	60	1 025	223	1 104	440	T	49 323	5 623	275	13	2		
	2	13/6	14/6	1 362	1 362	25	0	0	3	87	2	0	0	T	8 157	107	275	13	4		
	2	15/5	18/5	14 552	14 552	1 404	0	0	9	241	37	27	16	T	25 162	1 992	275	13	2		
	2	21/3	23/3	1 605	1 605	216	0	0	7	74	14	22	0	T	3 341	26	275	13	8		
	1	22/9	25/9	3 875	3 875	280	0	0	7	116	11	8	0	T	5 764	90	275	13	13		
	1	20/1	23/1	3 654	3 654	49	0	0	4	100	4	12	0	T	4 750	62	275	13	13		
	1	9/11	11/11	600	600	153	0	0	12	132	41	2	1	P	5 556	0	275	13	9		
	2	15/3	17/3	2 775	2 775	277	0	0	8	94	14	1	0	T	3 570	149	275	13	16		
	1	27/12	1/4	12 469	12 469	814	0	0	2	65	1	0	0	P	38 691	0	275	13	3, 8		
	1	27/6	28/6	338	338		0	0	2	26	1	0	0	T	697	33	275	13	19		
	1	23/3	24/3	710	710	72	0	0	5	37	7	0	0	P	1 068	0	275	13	8		
	3	15/5	18/5	30 286	30 286	4 117	0	0	18	564	118	87	52	T	23 900	1 496	275	13	11		
	2	17/10	21/10	23 463	23 463	3 823	0	0	18	455	114	65	33	T	21 833	2 037	275	13	2		
	1	3/10	5/10	3 604	3 604	304	0	0	13	208	17	97	11	T	2 357	490	275	13	8		
		24/5	25/5	276	276	9	0	0	2	21	1	0	0	T	606	67	275	13	22		
	1	30/11	9/12	14 198	14 198	0	0	0	1	33		2	0	P	7 698	0	275	13	16		
	1	21/3	25/3	6 501	6 501	100	0	0	6	144	6	24	1	P	42 307	0	275	13	8		
	1	3/11	11/11	20 761	20 761	209	0	0	5	107	7	31	2	P	21 460	0	275	13	3		
	1	26/9	30/9	18 804	0	0	16 258	2 546	5	336	48	36	19	T/P	7 721	0	275	13	3		
	1	13/11	15/11	3 239	3 239	766	0	0	15	105	25	10	10	T	4 935	1 063	275	13	4, 21		
	1	13/7	15/7	1 177	1 177	247	0	0	5	65	15	11	1	T/P	6 679	168	275	13	25		
	1	27/1	29/1	1 726	1 726	318	0	0	5	95	23	22	7	T/P	11 543	259	275	13	25		
	1	19/4	21/4	5 519	5 519	939	0	0	18	185	41	22	3	T/P	9 245	41	275	13	6		
Bari (I)																					
	1	8/9	16/9	35 007	23 137	2 725	11 870	10		433	91	26	24	T/P	223 711		190	12	27		
BAYONNE (F)																					
	1	14/1	14/1	382						66				P	5 990	0	326	9	8		
BEDARIEUX (F)																					
	1	10/3	11/3	362						47	1			P	1 216	0	318	9	22		
BELFORT (F)																					
	1	1/9	8/9	972						94				P	12 531	0	25	9	27		
	1	30/3	2/4	1 361						88				P	1 205	0	25	9	5		

2012 EVENTS BY CITY

	Interval Year	Opening date	Closing date	Space				Exhibitors				Visitors				Organizer	Auditor	Industry sector	
				Rented Space (sq.m)				Exhibitors with their own stands		Represented firms		Admission for Trade/Public	Total						
				Total	Halls		Open air		from ... countries	Total	Foreign		Total	Foreign	Total				Foreign
	Total	Foreign	Total	Foreign		Total	Foreign	Total	Foreign		Total	Foreign							
Berlin (D)																			
bautec - Intern. Trade Fair for Building and Construction Technology with SolarEnergy	2	2/12	25/2	11 848	11 782	1 042	66		22	551	63			T	37 198	4 315	437	11	5
belektro - Trade fair for Electrical Engineering, Electronics and Lighting	2	17/10	19/10	10 037	10 037	246	0		10	242	14			T	15 153		437	11	18
FRUIT LOGISTICA - Intern. Trade Fair for Fruit and Vegetable Marketing	1	8/2	10/2	59 234	59 234	50 419	0		83	2 533	2 271			T	58 020	44 791	437	11	2
Import Shop	1	7/11	11/11	6 426	6 426	3 026	0		54	592	331			P	38 724	736	437	11	27
InnoTrans - Transport Technology - Innovative Components - Vehicles - Systems	2	18/9	21/9	94 785	86 926	48 882	7 859	2 504	49	2 515	1 430			T	126 110	65 577	437	11	26
International Green Week Berlin - Exhibition for the Food Industry, Agriculture and Horticulture	1	20/1	29/1	47 929	47 929	14 217	0		56	1 576	517			T/P	426 428	8 102	437	11	2
ITB Berlin - THE WORLD'S LEADING TRAVEL TRADE SHOW®	1	7/3	11/3	88 993	88 747	59 937	146		190	7 276	5 680	2 847	2 307	T/P	132 348	34 225	437	11	6
Moderner Staat	1	6/11	7/11	2 778	2 778	159	0		5	161	4	35		T	3 057		540	11	4
Bernburg (D)																			
DLG Field Days - Meeting point for crop production experts	2	19/6	21/6	103 268	833	124	102 435	2 288	15	325	42			T	22 472	1 888	180	11	1
BESANCON (F)																			
ANTIQUAIRES	1	8/11	12/11	914	914	12	0	0	1	50	1	0	0	P	4 256	0	460	10	3
BIO&CO PRINTEMPS	1	30/3	2/4	1 767						165	13			P	7 920	0	579	9	10
BROCANTE DE PRINTEMPS	1	10/3	11/3	3 564	3 564	18	0	0	1	176	1	2	0	P	5 459	0	460	10	3
FOIRE EXPOSITION	1	12/5	20/5	23 238	7 977	234	15 261	133	13	551	18	31	0	P	112 867	0	460	10	27
HABITAT DECO & JARDINS	1	19/10	22/10	6 278	6 278	78	0	0		251	5	9	0	P	14 543	0	460	10	12
IMMOPOLIS	1	16/3	18/3	539	539	0	0	0		39	0	8	0	P	2 248	0	460	10	15
MARIEE	1	9/11	11/11	738	738	0	0	0		73	0	8	0	P	4 428	0	460	10	4
MICRONORA	2	25/9	28/9	8 435	8 435	3 110	0	0	16	591	202	269	207	T	13 921	1 647	459	10	19
BEZIERS (F)																			
AUTOMNALIS	1	20/11	25/11	3 854						195	0			P	11 952	0	118	9	26
DIONYSUD	1	6/11	8/11	3 279						82	2			P	9 769	0	118	9	2
FOIRE DE BEZIERS	1	17/3	25/3	8 174						189	0			P	32 600	0	118	9	4
GRAND DEBALLAGE MARCHAND	1	4/2	5/2	11 200						273	71			P	1 166	65	492	9	27
GRAND DEBALLAGE MARCHAND	1	4/3	4/3	3 910						106	13			P	490	34	492	9	27
GRAND DEBALLAGE MARCHAND	1	30/6	1/7	16 310						347	109			P	1 643	142	492	9	27
GRAND DEBALLAGE MARCHAND	1	16/9	17/9	14 560						339	99			P	1 601	88	492	9	27
GRAND DEBALLAGE MARCHAND	1	28/10	28/10	5 000						132	27			P	231	74	492	9	27
VEHICULES ANCIENS	1	13/10	14/10	1 450						40				P	3 236	0	118	9	3
BIARRITZ (F)																			
ECO'VIE	1	27/1	29/1	1 264						163	6			P	6 068	0	672	9	2
LURRAMA	1	19/10	21/10	342						57	2			P	19 264	0	416	9	1
VINS ET GASTRONOMIE	1	11/2	13/2	869	869	0	0	0		89	0	0	0	P	7 258	0	312	10	2
ANTIQUAIRES	1	5/4	9/4	1 577						75	1			P	6 674	0	236	9	3
ANTIQUAIRES	1	11/8	15/8	1 260						75	7			P	4 586	0	236	9	3
AVRILEXPO	1	20/4	22/4	3 132						236	13			P	10 719	0	236	9	27
INNOBAT	1	15/11	17/11	2 685						119	10			P	3 383	0	236	9	5
SOLUTIONS MAISONS	1	4/10	7/10	3 541						232	4			P	13 705	0	236	9	5
Bielsko Biala (PL)																			
ENERGETAB	1	11/9	14/9	18 785	12 038	792	6 747	189	18	720	65			T	12 394		697	5	19
Rekreacja	1	15/6	17/6	389	359	16	30	0	6	151	6			P	1 800	80	697	5	6
Bilbao (E)																			
BIEMH	2	28/5	2/6	25 756	25 756	3 265	0	0	25	471	72	320	297	T	32 423	1 991	97	13	19
EXPOBODAS	1	5/10	7/10	2 075	2 075	12	0	0	2	148	1	0	0	P			97	13	3
EXPOCONSUMO	1	10/5	13/5	3 332	3 332	57	0	0	5	57	4	0	0	P	14 495	7	97	13	3
EXPONATUR	1	30/11	2/12	6 754	5 810	53	0	0	2	36	3	7	7	P	2 277	0	97	13	3
EXPOVACACIONES	1	10/5	13/5	3 806	3 806	184	0	0	9	161	11	242	88	T/P	incl. In EXPOCONSUMO		97	13	6
FERIA VEHICULO OCASIÓN	1	10/5	13/5	8 910	8 910	0	0	0	1	21	0	0	0	P			97, 135	13	16
FOCCUS BILBAO	2	5/11	7/11	1 551	666	6	0	0	6	48	1	97	4	T	1 345	28	97	13	2
FOSMINER	1	19/10	21/10	419	419	67	0	0	7	60	18	0	0	P			97	13	3
NAGUSI	1	19/10	21/10	3 440	2 585	0	0	0	1	43	0	0	0	P			97	13	3
P.I.N.	1	17/12	5/1	28 620	20 185	0	0	0	1	63	0	0	0	P	96 924	0	97	13	3
RETROCLASICA BILBAO	1	23/11	25/11	9 308	4 726	0	0	0		106	0	0	0	P	12 789	0	97, 225	13	16
TEN.D.ENCIAS CREATIVAS	1	26/1	29/1	1 334	1 119	208	0	0	3	69	13	0	0	P	12 621	0	97	13	3
XXV DESEMBALAJE	2x1	5/5	6/6	3 234	3 234	378	0	0	4	77	9	0	0	P	3 110	0	97, 410	13	3
XXVI DESEMBALAJE	2x1	15/12	16/12	3 402	3 402	420	0	0	4	81	10	0	0	P	3 908	0	97, 410	13	3

Note: the total net space includes some special show area which is not included in the "halls" or "open air" figures

see note

see note

see note

see note

see note

see note

2012 EVENTS BY CITY

	Interval Year	Opening date	Closing date	Space					Exhibitors					Visitors				Organizer	Auditor	Industry sector
				Rented Space (sq.m)					Exhibitors with their own stands			Represented firms		Admission for Trade/Public	Total					
				Total	Halls		Open air		from ... countries	Total	Foreign	Total	Foreign		Total	Foreign				
	Total	Foreign	Total	Foreign		Total	Foreign	Total	Foreign		Total	Foreign								
Bologna (I)																				
	1	28/9	2/10	92 162	86 379	25 897	5 783	1 293		840	269	32	18	T/P	74 842	23 578	195	6	5	
	1	9/3	12/3	74 198	68 469	32 123	5 729	5 362		2 296	1 513	24	8	T/P	175 703	40 250	607	6	14	
	2	7/11	11/11	119 577	119 577	26 522	0	0		1 516	324	234	234	T/P	196 192	32 133	664	6	1	
	2	16/5	19/5	18 076	17 798	4 859	278	0		480	52	313	187	T	28 989	1 348	591	6	22	
UFI	1	28/3	31/3	17 100	17 100	13 284	0	0		966	846	257	229	T	26 979	15 003	103	6	8	
	2	9/5	12/5	17 372	17 372	1 411	0	0		297	31	142	110	T	12 780	754	126	12	19	
	2X1	6/4	8/4	39 310	39 310	7 442	0	0		941	258	105	48	T	17 881	6 973	409	6	25	
	2X1	18/10	20/10	40 709	40 709	8 655	0	0		1 006	307	115	54	T	19 132	8 429	409	6	25	
	1	19/1	20/1	9 916	9 916	582	0	0		390	50	50	12	T	6 050	550	103	6	13	
	1	3/12	11/12	36 776	15 218	8 981	21 558	12 868		86	24	4	2	T/P	456 623	0	316	6	26	
UFI	1	5/10	8/10	39 370	24 866	3 518	14 504	1 572		515	66	127	37	T/P	80 125	2 126	103	6	5	
	1	8/9	11/9	9 469	9 469	504	0	0		231	14	211	15	T/P	27 045	1 066	578	6	27	
	1	18/10	20/10	7 624	7 624	732	0	0		108	7	29	20	T	3 788	1 545	78	6	25	
	2	23/3	25/3	7 997	7 997	823	0	0		182	37	13	4	T	15 383	2 098	156	6	19	
	1	18/10	20/10	4 376	4 376	324	0	0		69	13	10	5	T	incl. in SIMAC		78	6	25	
Bolzano (I)																				
	2	18/4	20/4	2 692	2 692	500	0	0		92	49	20	7	T			260	18	3	
UFI	1	28/11	2/12	5 599	5 599	1 093	0	0		197	38	9	3	P	16 152		260	18	27	
	1	22/10	25/10	11 738	11 738	1 905	0	0		361	110	144	37	T/P	18 249		260	18	2	
UFI	2	15/11	17/11	10 389	10 389	1 300	0	0		302	106	72	9	T	15 529		260	18	1	
	1	20/9	22/9	3 637	3 613	535	24	0		123	34	29	18	T	6 439		260	18	9	
	1	26/1	29/1	12 808	12 808	2 689	0	0		396	116	69	23	T/P	39 868		260	18	5	
	1	20/9	22/9	6 770	6 770	163	0	0		34	11	12	4	T	incl. in Klimaenergy		260	18	10	
	1	16/3	18/3	2 239	2 239	926	0	0		83	29	0	0	T/P	12 585		260	18	3	
	1	18/4	20/4	5 673	5 673	803	0	0		226	79	27	8	T	5 625		260	18	3	
<i>Note: visitors included in Arredo (national Fair)</i>																				
Bopfingen (D)																				
	4	13/6	16/6	75 535	1 617	187	73 918	13 961	26	534	153			T	50 306	4 528	396	11	1	
BORDEAUX (F)																				
	1	21/9	24/9	3 365						65	11			P	351	0	296	9	4	
	1	16/11	18/11	590	590	66	0	0	3	83	3	83	3	P	7 799	0	314	10	12	
	1	2/3	4/3	513	513	18	0	0	1	42	1	0	0	P	17 333	0	224	10	2	
UFI	1	1/11	11/11	46 352	43 752	2 006	2 600	0	10	873	19	529	261	P	99 814	0	157	10	12	
	1	17/2	18/2	1 144						93	1			T	766	0	70	9	4	
UFI	1	12/5	21/5	83 486	38 698	4 794	44 788	250	38	1 439	181	676	387	P	219 127	2 841	157	10	27	
	1	24/5	24/5	242						52				P	418	0	105	9	4	
	1	3/2	5/2	4 231	4 231	235	0	0	4	113	11	72	33	P	31 757	231	157	10	3	
	1	9/3	10/3	441	441	0	0	0		35	0	0	0	P	4 773	0	324	10	8	
	1	6/6	7/6	804						75	0			P	4 535	0	635	9	4	
	2X1	29/3	30/3	714	714	0	0	0		93	0	0	0	T	952	0	147	10	4	
	2X1	27/9	28/9	541	541	18	0	0	2	84	6	0	0	T	810	0	147	10	4	
UFI	2	27/11	29/11	36 148	36 148	6 959	0	0	17	767	149	449	197	T	29 250	3 783	157	10	1	
	1	9/3	11/3	1 629	1 629	0	0	0		270	0	0	0	P	24 740	0	680	10	1	
BOURG EN BRESSE (F)																				
	1	8/9	16/9	1 369						56				P	3 394	0	24	9	3	
	1	8/11	12/11	2 009						124	4			P	20 726	0	24	9	2	
	1	5/10	8/10	3 699						181	1			P	11 412	0	24	9	12	
	1	31/3	9/4	6 928	6 928	8	0	0		196	1	0	0	P	20 440	0	24	9	27	
	1	20/1	22/1	540	540	0	0	0		48	0	0	0	P	2 039	0	529	10	15	
BOURGES (F)																				
	1	20/1	23/1	2 082						155				P	10 049	0	530	9	12	
Braga (P)																				
UFI	1	22/3	25/3	12 072	2 130	18	9 942	592	1	139	4	0	0	T/P	46 780	0	509	2	1	
Bremen (D)																				
	1	24/2	26/2	3 415	3 415	345	0	0	7	171	16			P	9 761	264	686	11	3, 6	
	1	3/2	5/2	20 071	20 071	1 440	0	0	10	619	53			P	37 471	1 911	686	11	26	
	1	9/11	11/11	9 782	9 782	120	0	0	4	71	3			P	27 937		244	11	3, 6	
	2	12/2	14/2	4 161	4 161	973	0	0	23	237	84			T	5 757	975	686	11	2	
<i>see note</i>																				

2012 EVENTS BY CITY

	Interval Year	Opening date	Closing date	Space				Exhibitors				Visitors				Organizer	Auditor	Industry sector	
				Rented Space (sq.m)				Exhibitors with their own stands		Represented firms		Admission for Trade/Public	Total						
				Total	Halls	Open air		from ... countries	Total	Foreign	Total		Foreign	Total	Foreign				
	Total	Foreign	Total	Foreign		Total	Foreign	Total	Foreign		Total	Foreign							
Bremen (D)																			
	1	8/9	16/9	19 943	18 252	629	1 691	18	11	867	27			P	73 160		686	11	27
	1	10/3	11/3	3 848	3 793	125	55		4	158	6			P	12 141		686	11	3
	1	9/11	11/11	3 231	3 231	314	0		15	275	27			P	29 715	505	686	11	6
	Note: Visitor attendance determined by a representative poll in the combination of Caravan/Reiselust. Recurring names were permitted.																		
Brescia (I)																			
	1	14/4	17/4	9 047	7 957	944	1 090	0		278	50	408	385	T	31 539	14	107	12	3
BREST (F)																			
	1	5/10	8/10	5 004	5 004	0	0	0		205	0	0	0	P	16 523	0	312	10	12
	1	3/3	5/3	3 803	3 803	0	0	0		143	0	0	0	P	9 748	0	312	10	12
	1	27/1	29/1	1 601						163	6			P	5 629	0	412	9	2
	1	10/3	12/3	935	935	0	0	0		72	0	0	0	P	8 800	0	312	10	2
	1	9/11	12/11	4 438	4 438	0	0	0		345	0	0	0	P	41 406	0	312	10	2
Brno (CZ)																			
	2	31/3	4/4	3 590	3 419	394	171	30	7	169	12			T/P	incl. in TECHAGRO		643	4	22
	1	4/10	7/10	5 083	5 029	1 183	54	0	15	148	46			T/P	incl. in SPORT LIFE		643	4	3
	2	31/3	4/4	1 735	942	187	793	0	4	51	9			T/P	incl. in TECHAGRO		643	4	1
		all year		5 419	421	4	4 998	0	3	152	2			P	88 995	0	643	4	15
	1	4/10	7/10	4 756	4 756	138	0	0	3	34	3			T/P	incl. in SPORT LIFE		643	4	3
	1	7/12	16/12	3 965	3 821	70	144	3	4	312	10			P	54 910	0	643	4	27
	2	28/2	2/3	2 235	2 235	281	0	0	15	118	28			T/P	incl. in SALIMA		643	4	11
	1	24/4	27/4	641	486	0	155	0	1	12	0			T	incl. in IBF		643	4	10
Brno (CZ)																			
	1	8/3	11/3	1 726	1 726	48	0	0	4	58	3			P	incl. in PRODITÉ		643	4	1
	2	10/9	14/9	1 324	1 310	215	14	0	9	68	22			T	incl. in MSV		643	4	19
	1	12/1	15/1	1 663	1 480	163	183	0	11	130	19			T/P	28 030	345	643	4	6
	1	24/4	28/4	11 990	9 226	2 120	2 764	155	12	337	93			T/P	60 283	2 177	643	4	5
	2	10/9	14/9	15 472	15 272	3 454	200	0	23	437	218			T	incl. in MSV		643	4	19
	2	28/2	2/3	1 279	1 279	126	0	0	5	47	5			T/P	incl. in SALIMA		643	4	2
	2	10/9	14/9	583	583	228	0	0	10	27	13			T	incl. in MSV		643	4	7
	1	12/2	14/2	2 823	2 823	711	0	0	10	99	28			T	incl. in STYL I		643	4	25
	1	19/8	21/8	2 668	2 668	754	0	0	9	88	29			T	incl. in STYL II		643	4	25
	2	28/2	2/3	2 767	2 767	85	0	0	2	33	2			T/P	incl. in SALIMA		643	4	2
	1	24/4	28/4	3 221	3 221	98	0	0	4	84	6			T/P	incl. in IBF		643	4	12
	1	7/3	11/3	5 420	5 295	248	125	0	3	99	5			T/P	46 719	637	643	4	16
	1	10/9	14/9	19 073	18 040	5 517	1 933	100	23	745	344			T	75 849	6 223	643	4	19
	1	24/2	26/2	3 081	3 081	157	0	0	8	82	14			T	4 980	491	643	4	23
	2	10/9	14/9	3 774	3 520	886	254	0	11	156	55			T	incl. in MSV		643	4	19
	1	8/3	11/3	1 734	1 734	40	0	0	4	59	5			T/P	28 222	541	643	4	27
	2	10/9	14/9	1 329	1 273	315	56	0	8	63	20			T	incl. in MSV		643	4	19
	1	12/1	15/1	4 457	4 457	315	0	0	15	262	64			T/P	incl. in GO		643	4	6
	2	28/2	2/3	5 785	5 729	835	56	0	16	218	57			T/P	24 385	2 245	643	4	2
	1	24/4	28/4	4 024	3 759	331	265	0	5	119	12			T/P	incl. in IBF		643	4	5
	2	31/3	4/4	9 484	2 586	56	6 898	198	8	124	34			T/P	incl. in TECHAGRO		643	4	1
	1	4/10	7/10	2 036	1 973	143	63	0	6	92	10			T/P	38 478	2 032	643	4	3
	1	12/2	14/2	3 458	3 458	859	0	0	11	185	53			T	5 760	786	643	4	25
	1	19/8	21/8	3 455	3 455	813	0	0	9	170	39			T	5 331	567	643	4	25
	2	31/3	4/4	53 015	38 015	3 655	15 186	758	16	396	81			T/P	111 150	6 315	643	4	1
	1	24/4	27/4	462	462	27	0	0	3	37	2			T	incl. in IBF		643	4	15
	1	24/4	27/4	336	208	29	128	0	3	15	2			T	incl. in IBF		643	4	5
	2	28/2	2/3	349	349	54	0	0	4	26	8			T/P	incl. in SALIMA		643	4	2
	2	10/9	14/9	2 199	2 179	280	20	0	11	63	16			T	incl. in MSV		643	4	19
Brussels (BE)																			
	1	18/4	22/4	12 037	12 037					188				P	31 646		56		3
	1	9/5	10/5	3 276	3 276	650			8	158	39	17		T	2 021	182	191		19
	1	10/3	11/3	3 000	3 000				10	50	28			P	4 042		354		6
	1	21/2	3/3	72 000	72 000				11	911	93			T/P	300 000	4 500	279		5
	1	2/2	6/2	16 852	16 852				56	787	258			P	101 286		95		6
	1	15/11	17/11	1 072	1 072				20	100	60	0	0	T/P	5 500	825	155		27
	1	21/2	22/2	250	250				1	15				T	incl. in Batibouw		279		21
	1	21/3	22/3	1 451	1 451				4	95	11	0	0	T	1 865	65	155		4

see note

2012 EVENTS BY CITY

	Interval Year	Opening date	Closing date	Space				Exhibitors				Visitors				Organizer	Auditor	Industry sector		
				Rented Space (sq.m)				Exhibitors with their own stands		Represented firms		Admission for Trade/Public	Total							
				Total	Halls		Open air		from ... countries	Total	Foreign		Total	Foreign	Total				Foreign	
Brussels (BE)																				
		1	16/11	25/11	14 000	14 000				9	223	44			P	85 000		279		12
		1	27/2	27/2	100	100				1	16				T	incl. in Batbouw		279		5
		1	15/3	18/3	3 405	3 405				3	200	66	0	0	P	30 000	2 600	155		3
		2x1	5/2	8/2	8 929	8 929				6	153	52			T	7 155		95		12, 13, 24, 25
		2x1	2/9	4/9	5 760	5 760				4	130	34			T	5 879		95		12, 13, 24, 25
		2	17/1	20/1	2 978	2 978				4	28	4	28	26	P	23 948	1to2%	249		3, 16, 26
		1	20/9	20/9	2 131	2 550	179			3	91	9	11		T	1 932	58	191		7, 9, 18, 19
		1	26/9	27/9	5 661	5 827	1 368			5	222	59	13		T	3 228	549	191		11
		1	14/3	19/3	18 000	18 000				7	127	30			T	13 400		354		14
		1	6/10	8/10	18 000	18 000				7	150	36			T	34 000		354		14
		1	22/3	1/4	5 145	5 145					114				P	19 293		56		3
		2	10/1	20/1	57 000	57 000				6	190	25	300	200	T/P	561 555		249		3, 16, 26
		2	16/1	26/1	55 200	55 200				5	160	26	300	200	T/P	385 307		249		3, 16, 26
		1	6/10	21/10	13 476	13 476				14	283	59			P	147 000		95		27
		1	20/9	20/9	2 714	3 086	413			5	114	19	12		T	1 868	93	191		5, 10
		1	28/3	29/3	1 621	1 621	507			10	68	27	7	4	T	3 952	470	682		21
		1	30/3	1/4	10 433	10 433				5	130	104	0	0	P	22 000	2 200	155		3
		1	11/9	13/11	11 193	11 193	8 239			23	230	186	230	186	T	6 697	5 734	637		12, 25
		1	26/9	27/9	1 503	1 554	199			2	44	9	3		T	1 401	140	191		11
		2	26/9	27/9	2 826	2 996	506			3	104	24	25		T	2 526	177	191		26
		1	22/5	24/5	5 182	5 182					116				T	5 312		56		15
		1	28/3	29/3	712	712	172			4	27	8	1	1	T	3 952	470	682		21
		1	28/3	29/3	224	224	97			3	13	5	1	1	T	3 952	470	682		11
		2	11/1	14/1	11 400	11 400				4	77	6	160	80	T/P	31 168		249		3, 16, 26
		1	10/1	14/1	2 000	2 000				4	27	5	35	29	P			249		3, 16, 26
		1	21/11	25/11	5 184	5 184				7	160	23			P	30 000		95		27
<p>Note 1: these events mainly attract public visitors (around 80%); 1 to 2% of them come from abroad</p> <p>Note 2: this event mainly attracts trade visitors (around 80%); 1 to 2% of them come from abroad</p> <p>Note 3: this event attracts around 104 000 visitors; 1 to 2% of them come from abroad</p>																				
Bucharest (RO)																				
		1	29/3	1/4	2 840	2 409	276	431	0	13	119	18			T/P	incl. in CONSTRUCT		559	5	12
		1	29/3	1/4	8 031	3 626	631	4 405	392	20	175	62			T/P	14 990		559	5	5
		2	15/3	18/3	7 576	7 418	810	158	0	28	258	76			T/P	16 447		559	5	7
		1	28/2	2/3	1 480	1 438	293	42	0	11	110	52			T	2 261		559	5	10
Budapest (HU)																				
		1	25/1	28/1	20 108	20 108	1 943	0	0	12	172	25			T/P	25 063		343	5	1
		1	3/10	7/10	8 867	8 792	258	75	0	4	263	19			P	24 857		343	5	27
		1	1/3	4/3	4 476	4 476	63	0	0	3	54	2			T/P	incl. in TRAVEL		343	5	26
		1	30/3	1/4	4 962	4 822	142	140	0	7	74	6			T/P	33 060		343	5	16
		1	18/4	22/4	13 784	12 077	1 157	1 707	30	12	397	46			T/P	50 138		343	5	5
		1	16/2	19/2	6 236	6 100	368	136	0	15	243	26			T/P	41 720		343	5	3
		2	5/2	8/2	2 716	2 716	264	0	0	11	168	25			T	11 500		343	5	2
		1	18/4	22/4	3 812	3 752	156	60	0	5	120	5			T/P	incl. in CONSTRUMA		343	5	12
		1	16/10	18/10	2 730	2 730	128	0	0	5	80	4			T	9 621		343	5	2
		1	25/1	28/1	939	939	0	0	0	1	41	0			T/P	incl. in AGRO+MASHEXPO		343	5	1
		2	15/5	18/5	5 841	5 841	843	0	0	12	243	43			T	11 510		343	5	19
		1	15/5	18/5	174	174	120	0	0	2	13	1			T/P	incl. in Industriautomation		343	5	10
		1	16/10	18/10	985	985	9	0	0	2	55	1			T	incl. in HOVENTA		343	5	4
		1	22/11	25/11	972	972	90	0	0	4	72	4			P	3 382		343	5	2
		1	1/3	4/3	8 736	8 505	1 867	231	0	25	437	98			T/P	46 193		343	5	6
		2	5/2	8/2	4 016	4 016	226	0	0	6	70	6			T	incl. in FOODAPEST		343	5	2
		1	18/4	20/4	674	674	0	0	0	1	22	0			T/P	incl. in CONSTRUMA		343	5	5
		1	25/1	28/1	670	670	37	0	0	3	34	3			T/P	incl. in AGRO+MASHEXPO		343	5	1
		1	22/11	25/11	1 094	1 094	93	0	0	4	62	12			P	incl. in TASTES AND WINES		343	5	27
Budva (ME)																				
		1	20/3	24/3	1 239	1 209	507	30	0	6	69	31	95	41	T/P	3 111		11	5	2
Burdur (TR)																				
		1	18/5	20/5	4 560	4 560	0				125	0			T/P	72 000	1 235	234	19	1

2012 EVENTS BY CITY

	Interval Year	Opening date	Closing date	Space					Exhibitors					Visitors			Organizer	Auditor	Industry sector
				Rented Space (sq.m)					Exhibitors with their own stands			Represented firms		Admission for Trade/Public	Total	Foreign			
				Total	Halls		Open air		from ... countries	Total	Foreign	Total	Foreign						
					Total	Foreign	Total	Foreign											
Bursa (TR)																			
1st MEETING OF TURKISH - ARAB	1	22/4	24/4	2 284	2 284	764				147	36			T/P	6 114	1 171	184	19	27
9TH BURSA FURNITURE DECORATION FAIR 2012	1	23/2	26/2	886	886	0				29	0			T/P	25 623	0	657	19	13
BELEX 2012 10TH ELECTRIC, ELECTRONIC, AUTOMATION, ILLUMINATION AND COMMUNICATION FAIR AND SYMPOSIUM	1	6/12	9/12	990	990	0				66	0			T/P	32 788	206	657	19	18
BURSA 10TH BOOK FAIR	1	10/3	18/3	5 280	5 280	12				196	1			T/P	242 300	0	657	19	3
BURSA 11. METAL PROCESSING TECHNOLOGIES FAIR	1	6/12	9/12	4 590	4 590	24				161	1			T/P	32 788	206	657	19	19
BURSA 24TH CONSTRUCTION AND LIVING FAIR AND CONGRESS (KITCHEN, BATHROOM, CERAMIC, INSTALLATION SPECIAL SECTION)	1	4/4	8/4	8 048	8 048	0				177	0			T/P	46 916	324	657	19	5
BURSA 2ND SECURITY SYSTEMS AND INDUSTRIAL CLEANING AND SERVICES FAIR	1	10/5	13/5	315	315	0				22	0			T/P	22 217	140	657	19	7
Bursa 3. Medical Services Fair	1	23/2	26/2	838	838	30				35	1			T/P	25 623	60	657	19	22
BURSA 3RD HARDWARE AND JOB SECURITY FAIR	1	6/12	9/12	2 592	2 592	0				31	0			T/P	32 788	206	657	19	5
BURSA 4. SHEET METAL PROCESSING TECHNOLOGIES FAIR 2012	1	6/12	9/12	910	910	135				51	1			T/P	32 788	206	657	19	19
BURSA 5TH STOCKBREEDING AND EQUIPMENT FAIR	1	26/9	30/9	3 202	3 202	0				125	0			T/P	218 567	382	657	19	1
BURSA AGRICULTURE 2012 10TH AGRICULTURE, SEED RAISING, SAPLING AND DAIRY INDUSTRY FAIR	1	26/9	30/9	39 375	39 375	12				476	1			T/P	218 567	382	657	19	1
BURSA AUTOMOTIVE RELATED INDUSTRY FAIR 2012 5TH AUTOMOTIVE RELATED INDUSTRY, COMPONENT AND SPARE PARTS FAIR	1	10/5	13/5	1 692	1 692	0				81	0			T/P	22 217	140	657	19	16
BURSA BRIDE GROOM 2012 6TH WEDDING FAIR	1	23/2	26/2	829	829	0				36	0			T/P	25 623	0	657	19	14
BURSA EDUCATION FAIR - 8TH DOMESTIC - ABROAD EDUCATION FAIR	1	13/3	18/3	1 968	1 968	21				78	2			T/P	168 274	0	657	19	8
BURSA FOOD - FOODTECH FAIR 2012 (11ST)	1	23/2	26/2	736	736	0				29	0			T/P	25 623	0	657	19	2
BURSA KARACABEY TRACTOR, AGRICULTURAL AND LIVESTOCK EQUIPMENT	1	3/5	6/5	6 000	6 000	0				49	0			T/P	23 000	0	552	19	1
BURSA NATURE, HUNTING 2012	1	7/6	10/6	4 530	4 530	9				217	1			T/P	52 478	235	657	19	3
Bursa Store and Market Design	1	23/2	26/2	488	488	0				22	0			T/P	25 623	0	657	19	4
BURSA URBAN 2012 BURSA MUNICIPALITY NECESSITIES, URBAN FURNISHINGS, LANDSCAPING AND SPORT FACILITIES FAIR	1	4/4	8/4	2 944	2 944	0				53	0			T/P	46 916	324	657	19	5
DLG - ÖÇP FIELD DAYS 2012	1	7/6	10/6	2 798	2 798	0				114	0			T/P	23 152	2 105	181	19	1
DOSSIDOSSI FASION SHOW FAIR	1	9/1	15/1	2 000	2 000	0				50	0			T/P	3 500	3 500	185	19	25
EDUFAIRS TURKEY	1	8/3	8/3	1 000	1 000	800				22	18			T/P	450	0	198	19	8
ENSÜTEK INDUSTRIAL WATER TECHNOLOGY SYMPOSIUM AND FAIR	1	6/12	9/12	542	542	0				36	0			T/P	32 788	206	657	19	10
IHS BURSA 2012 7TH HEATING, COOLING, AIR CONDITIONING AND NATURAL GAS TECHNOLOGIES FAIR	1	4/4	8/4	1 573	1 573	0				51	0			T/P	46 916	324	657	19	5
MODEF 2012 FURNITURE AND DECORATION FAIR	1	3/4	8/4	15 500	15 500	0				148	0			T/P	12 600	175	352	19	12
MODEFEXPO 2012 FURNITURE AND DECORATION FAIR	1	10/10	14/10	15 500	15 500	0				152	0			T/P	18 675	1 846	352	19	12
MOULD EURASIA 2012	1	10/5	13/5	4 064	4 064	57				1 643	3			T/P	22 217	140	657	19	19
PACKAGING - PLASTIC FAIR 2012	1	10/5	13/5	450	450	0				23	0			T/P	22 217	140	657	19	11
BURSA 11TH PACKAGING AND PLASTIC INDUSTRY AND RUBBER FAIR	1	10/5	13/5	450	450	0				23	0			T/P	22 217	140	657	19	11
UNTEK 2012	1	23/2	26/2	481	481	0				22	0			T/P	25 623	0	657	19	2
Bydgoszcz (PL)																			
Real Estate 1	1	12/5	13/5	432	432	0	0	0	1	45	0			P	free entry		583	5	4
Real Estate 2	1	27/10	28/10	319	319	0	0	0	1	36	0			P	free entry		583	5	4
CAEN (F)																			
FOIRE INTERNATIONALE	1	14/9	24/9	33 861	12 027	476	21 834	50	19	461	28	461	28	P	142 650	1 046	112	10	27
FORME ET BIEN-ETRE	1	3/2	5/2	757	757	0	0	0	0	129	0	258	129	P	4 653	0	112	10	14
HABITAT DECO JARDIN	1	9/3	12/3	4 384	4 384	0	0	0	0	188	0	0	0	P	12 850	0	112	10	12
L'ETUDIANT	1	7/12	8/12	2 125	2 125	12	0	0	1	194	1	0	0	P	30 772	0	324	10	8
PUCES CAENNAISES	1	23/11	25/11	2 722	2 722	120	0	0	0	171	7	171	7	P	8 159	0	112	10	3
VINS ET GASTRONOMIE	1	16/3	19/3	2 065	2 065	0	0	0	0	189	0	0	0	P	14 784	0	312	10	2
Cagliari (I)																			
Fiera Campionaria della Sardegna	1	2/14	2/5	24 617	12 534	1 243	12 083	974	32	401	61	153	29	T/P	139 913		263	12	27
Çanakkale (TR)																			
2.Biga Agriculture and Stockbreeding Fair	1	20/9	23/9	6 000	6 000	0				41	0			T/P	27 400	0	293	19	1

2012 EVENTS BY CITY

	Interval Year	Opening date	Closing date	Space				Exhibitors				Visitors				Organizer	Auditor	Industry sector	
				Rented Space (sq.m)				Exhibitors with their own stands		Represented firms		Admission for Trade/Public	Total						
				Total	Halls	Open air		from ... countries	Total	Foreign	Total		Foreign	Total	Foreign				
	Total	Foreign	Total	Foreign		Total	Foreign	Total	Foreign		Total	Foreign							
CANNES (F)																			
HEAVENT MEETING	1	21/3	22/3	2 352						169	7			P	2 025	192	630	9	4
IDEF - INTERACTIVE AND DIGITAL FESTIVAL	1	26/6	28/6	4 474	4 474	304	0	0	8	54	28	0	0	T	2 179	1 013	147	10	21
MARIC	1	14/11	16/11	8 220	7 717	5 520	503	474	41	734	591	0	0	T	8 249	5 454	546	10	15
MARCHE DU FILM	1	16/5	25/5	6 127	6 127	4 788	0	0		313	272	96	89	T	11 854	9 990	15	10	21
MAREDIMODA	1	6/11	8/11	2 218						101	90			P	2 586	2 118	422	9	25
MIDEM	1	28/1	1/2	4 257	4 257	3 586	0	0	46	1 416	1 165	0	0	T	5 721	4 572	546	10	3
MIP TV FEATURING MILIA	1	1/4	4/4	20 007	17 247	15 280	2 760	2 551	62	1 421	1 223	0	0	T	10 650	9 199	546	10	21
MIPCOM	1	8/10	11/10	23 139	20 060	17 911	3 079	2 870	60	1 889	1 671	0	0	T	12 888	11 393	546	10	21
MIPIM FEATURING MIPIM HORIZONS	1	6/3	9/3	18 846	16 423	12 845	2 423	1 740	66	1 865	1 638	0	0	T	19 400	14 392	546	10	15
PLAISANCE CANNES	1	11/9	16/9	68 981	14 956	7 946	54 025	37 660	35	410	213	515	401	T/P	44 363	0	543	10	26
TFWA WORLD EXHIBITION	1	21/10	26/10	20 681	20 681	13 825	0	0	36	468	319	0	0	T	16 054	14 691	631	10	4
Carrara Marina (I)																			
SEATEC / COMPOTEC	1	8/2	10/2	6 701	6 429	272	272	0	32	430	59	202	36	T	7 086	425	117	6	3
CARRARA MARMOTEC	2	23/5	26/5	14 463	7 930	542	6 533	1 260	18	266	43			T	11 962	2 663	117	6	10
CASTRES (F)																			
FOIRE EXPOSITION	1	21/9	30/9	11 013	4 606	0	6 407	0		217	0	0	0	P	29 683	0	283	10	27
LOGIS-EXPO	1	10/3	13/3	1 899	1 869	0	30	0		91	0	0	0	P			283	10	12
Catania (I)																			
Expobit - Salone Internazionale dell'Innovazione tecnologica	1	22/11	25/11	9 000	8 000	0	1 000	0	150	210	60	160	10	T/P	24 997	1 002	365	6	21
CERGY-PONTOISE (F)																			
L'ETUDIANT	1	21/1	21/1	681	681	0	0	0		41	0	0	0	P	11 643	0	324	10	8
Cernobbio (I)																			
COMOCREA TEXTILE DESIGN SHOW	2x1	19/3	20/3	600	600	300	0	0		25	13	0	0	T	179	26	681	6	25
COMOCREA TEXTILE DESIGN SHOW	2x1	22/10	23/10	1 000	1 000	600	0	0		25	14	0	0	T	208	97	681	6	25
PROPOSTE FIERA PRODUTTORI TESSUTO D'ARREDAMENTO E TENDAGGIO	1	8/5	10/5	6 300	6 300	2 400	0	0		104	54	0	0	T	6 363	4 102	528	6	12
Ceské Budejovice (CZ)																			
ADVENT FEST	1	30/11	2/12	1 787	1 318	0	469	22	2	126	2			P	27 375		684	4	27
BEERFESTIVAL 2012	1	1/6	2/6	829	194	0	635	0	2	91	2			T/P	15 968		684	4	2
BREAD BASKET 2012	1	30/8	4/9	20 351	5 558	66	14 793	170	17	548	19			T/P	99 679		684	4	1
EDUCATION AND CRAFT 2012	1	21/11	23/11	2 050	2 004	108	46	0	1	149	7			T/P	17 471		684	4	8
FASHION SHOW 2012	1	18/10	21/10	136	84	0	52	0	1	15	0			T/P	incl. in Hobby Autumn		684	4	25
HOBBY 2012	1	16/5	20/5	8 043	2 562	22	5 481	180	7	361	16			P	54 702		684	4	3
HOBBY AUTUMN 2012	1	18/10	21/10	3 989	2 174	0	1 815	101	7	181	8			T/P	21 138		684	4	3
MOBIL SALON 2012	1	13/4	15/4	6 265	3 512	0	2 753	0	3	93	7			T/P	9 630		684	4	16
PRESENTATION OF SECONDARY SCHOOL	1	1/12	1/12	64	64	0	0	0	1	15	0			T/P	incl. in Advent		684	4	8
CHALON SUR SAÔNE (F)																			
HABITAT ET IMMOBILIER	1	16/3	19/3	1 951	1 761	0	190	0		124	0	0	0	P	4 240	0	379	10	12
VINS ET SAVEURS	1	25/11	27/11	501	501	0	0	0		69	0	0	0	P	4 385	0	379	10	2
CHALONS EN CHAMPAGNE (F)																			
CHIOT	1	6/10	7/10	1 060						20				P	3 089	0	427	9	3
FOIRE EXPOSITION	1	31/8	10/9	65 716	10 129	117	55 587	490		673	12	31	0	P	209 284	0	662	10	27
GASTRONOMIE - SENIORS - ANTIQUITES - VEHICULE OCCASION	1	23/11	25/11	6 550	6 550	21	0	0	1	135	2	0	0	P	7 492	0	662	10	2
MARIAGE	1	20/10	21/10	459	459	0	0	0		37	0	0	0	P	1 741	0	662	10	3
CHAMBERY (F)																			
HABITAT ET JARDIN	1	13/4	16/4	10 295	5 730	57	4 566	0	3	304	3	88	0	P	22 182	0	582	10	12
SAVEURS & TERROIRS	1	23/11	25/11	1 933	1 933	108	0	0	2	124	10	0	0	P	18 504	0	582	10	2
CHANTILLY (F)																			
JOURNEES COLLECTIONS	1	22/5	24/5	15 114						429	121			T	1 805	254	323	9	1
Charleroi (BE)																			
Salon "Idées Vacances"	1	15/2	19/2	1 721	1 721	734			7	118	41			P	36 098		129		3
Salon "Maison, Jardin & Loisirs"	1	11/2	19/2	9 825	9 825	1 277			6	229	32			P	49 171		129		12
Salon du Mariage	1	20/1	22/1	1 328	1 328	0			1	71	0			P	2 387		129		4
Salon International des Arts Ménagers	1	27/10	11/11	14 702	14 702	3 108			17	378	103			P	151 058		129		27
CHARTRES (F)																			
HABITAT	1	17/3	19/3	2 631						184				P	9 856	0	499	9	12
LES ARTISANALES	1	12/10	15/10	4 779	4 721	9	59	0	1	448	1	0	0	P	44 399	0	127	10	27
PUCES DE CHARTRES	1	24/3	25/3	1 041						62				P	4 409	0	45	9	3
VINS ET GASTRONOMIE	1	19/10	22/10	2 101	2 101	0	0	0		179	0	0	0	P	17 718	0	312	10	2
CHATEAUBRIANT (F)																			
FOIRE EXPOSITION	1	7/9	10/9	30 328	4 049	0	26 279	0		428	0	0	0	P	39 073	0	280	10	27

2012 EVENTS BY CITY

	Interval Year	Opening date	Closing date	Space				Exhibitors				Visitors				Organizer	Auditor	Industry sector	
				Rented Space (sq.m)				Exhibitors with their own stands				Represented firms		Admission for Trade/Public					
				Total	Halls		Open air		from ... countries	Total	Foreign	Total	Foreign	Total	Foreign				Total
CHATELLERAULT (F)																			
BOURSE D'ECHANGE PIECES AUTO-MOTO	1	24/3	25/3	5 356						199	0			P		38	9	26	
GRAND DESTOCKAGE D'HIVER	1	3/2	5/2	2 352						75				P	5 000	0	251	9	27
HABITAT	1	16/3	18/3	1 117						70	0			P	5 000	0	530	9	12
SALON DU CHIOT	1	12/5	13/5	1 400						32				P	2 711	0	427	9	3
SALON EMMAUS	1	24/2	26/2	600						1	0			P	4 300	0	209	9	27
SALON EMMAUS	1	18/5	20/5	692						1	0			P	3 700	0	209	9	3
SALON EMMAUS	1	26/10	28/10	695						1	0			P	3 600	0	209	9	27
Chemnitz (D)																			
Baumesse Chemnitz - Trade fair of construction	1	3/2	5/2	3 432	3 364	50	68		3	219	3	40		P	7 522		110	11	5
mtex - Textiles and Composites in Vehicle Transportation / LIMA - Lightweighting in Machinery and Plant Industry	2	8/5	10/5	998	998	56	0		6	82	6	8	2	T	1 211		110	11	25
SIT - Saxony Industry and Technology Trade Fair	2	27/6	29/6	2 039	1 939		100		4	150	3	8		T	1 800		110	11	19
CHERBOURG (F)																			
VINS ET GASTRONOMIE	1	30/11	2/12	309	309	0	0	0		51	0	0	0	P	5 672	0	312	10	2
Chisinau (MD)																			
Moldagrotech	2x1	24/10	27/10	6 178	1 480	388	4 698	378	12	124	41	5	2	T	6 560	460	363	15	1
CHOLLET (F)																			
FOIRE EXPOSITION	1	6/9	10/9	10 968						172				P	14 517	0	149	9	27
HABITAT	1	3/3	4/3	1 777						106				P	13 000	0	149	9	12
Chorzów (PL)																			
Food-to-Go	1	18/4	19/4	395	395	0	0	0	1	36	0			T	675		193	5	2
CLERMONT (F)																			
FOIRE INTERNATIONALE	1	8/9	17/9	45 890	12 361	349	33 529	0	14	693	20	8	0	P	135 650	0	286	10	27
CLERMONT-FERRAND (F)																			
CARREFOUR NATIONAL DE LA PECHE ET DES LOISIRS	1	13/1	15/1	5 335	5 335	152	0	0	7	140	9	0	0	P	18 390	0	122	10	1
HABITAT	1	9/3	12/3	8 953	8 715	0	238	0		324	0	0	0	P	48 663	0	122	10	12
ID CREATIVES	1	8/11	11/11	1 005	1 005	107	0	0	5	90	8	0	0	P	14 131	0	314	10	3
RESPIRE LA VIE	1	26/10	28/10	1 280						137	1			P	5 901	0	412	9	2
SOMMET DE L'ELEVAGE	2	3/10	5/10	68 106	10 533	933	57 573	5 883	18	1 087	148	54	35	T	80 812	2 550	610	10	1
TROC INFO	1	10/11	10/11	5 070	5 070	0	0	0		545	0	0	0	P	11 074	0	581	10	3
COLMAR (F)																			
ENERGIE HABITAT	1	16/3	19/3	6 112						276	6			P	15 224	0	145	9	12
FOIRE ECO BIO D'ALSACE	1	17/5	21/5	8 306						449	31			P	36 983	0	282	9	2
FOIRE EXPOSITION	1	3/8	15/8	24 925	9 936	171	14 989	270	5	345	14	0	0	P	260 394	0	146	10	27
LIVRE	1	24/11	25/11	3 431						165	6			P	20 250	0	575	9	3
MAISON DECORATION	1	19/10	22/10	4 521						179	4			P	14 899	0	145	9	12
SITV	1	9/11	11/11	5 122	5 122	1 150	0	0	19	359	117	48	48	P	20 095	0	146	10	6
Çorum (TR)																			
9.Çorum Industry, Trade and Employment Fair	1	4/7	8/7	2 200	2 200	0				80	0			T/P	50 000	0	648	19	27
Çorum Agriculture and Stockbreeding Fair 2012	1	29/11	2/12	14 000	14 000	0				100	0			T/P	70 000	0	83	19	1
Cremona (I)																			
CREMONA MONDOMUSICA	1	28/9	30/9	3 291	3 291	1 814	0	0		191	101	47	40	T/P	8 826	1 564	164	12	3
FIERA INTERNAZIONALE DEL BOVINO DA LATTE, DELLA ZOOTECNIA E DELL'AGRICOLTURA - ITALPIG	1	25/10	28/10	22 170	21 778	1 561	392	0		344	36	54	29	T/P	37 197	924	164	12	1
Debrecen (HU)																			
ENERGOEXPO	1	25/9	27/9	266	242	0	24	0	2	16	1			T	1 183		683	5	9
HAJDÚEP	2	4/5	6/5	997	887	0	110	0	1	43	0			P	1 626		683	5	5
FARMER-EXPO	1	17/8	20/8	10 736	4 968	33	5 768	250	7	289	7			T/P	28 965		683	5	1
Den Bosch (NL)																			
Energie	2	9/10	11/10	7 133	7 133	819			9	317	34	27	3	T	13 527	993	682		19
KindVak 2012	1	1/11	3/11	2 298	2 298	2 298			1	98	98	15	0	T	4 875	249	682		8
Paper & Convenience Show NJ 2012	1	23/9	25/9	2 462	2 462	430			4	115	18	3	1	T	1 891	147	682		3, 4, 13, 27
Paper & Convenience Show Voorjaar 2012	1	12/2	14/2	2 690	2 690	371			3	95	11	1	0	T	2 217	102	682		3, 4, 13, 27
Renovatie	2	6/3	8/3	3 219	3 219	307			5	154	12	7	0	T	7 536	99	682	8	5
Denizli (TR)																			
5.Denizli Auto Show 2012	1	22/5	27/5	5 851	5 851	0				27	0			T/P	30 400	0	171	19	16
8TH AEGEANAGRI AEGEAN AGRICULTURAL GREENHOUSE & LIVESTOCK EXHIBITION	1	22/2	26/2	8 472	8 472	0				250	0			T/P	119 457	311	494	19	1
9. DECOYAP AEGEAN CONSTRUCTION GROUP FAIR	1	12/4	15/4	3 057	3 057	0				66	0			T/P	12 350	0	174	19	5
Acıpayam Food, Agriculture and Stockbreeding Fair	1	14/9	16/9	2 500	2 500	0				21	0			T/P	5 000	0	588	19	1
Expo Geothermal	1	8/11	11/11	700	700	0				30	0			T/P	1 200	56	174	19	9

2012 EVENTS BY CITY

	Interval Year	Opening date	Closing date	Space						Exhibitors						Visitors		Organizer	Auditor	Industry sector	
				Rented Space (sq.m)						Exhibitors with their own stands			Represented firms			Admission for Trade/Public	Total				Foreign
				Total	Halls		Open air		from ... countries	Total	Foreign	Total	Foreign	Total	Foreign						
Total	Foreign	Total	Foreign		Total	Foreign															
DIJON (F)																					
	1	12/5	20/5	1 433	1 433	45	0	0	3	71	3	0	0	P	10 218	0	179	10	3		
	1	20/3	21/3	160	160	0	0	0		21	0	0	0	T	411	0	144	10	22		
	1	6/12	7/12	1 390	1 370	0	20	0		101	0	0	0	P	2 852	0	379	10	4		
	1	17/5	21/5	8 235	1 516	0	6 719	72	1	168	3	0	0	P	19 096	0	179	10	27		
	1	31/10	11/11	14 228	14 228	1 210			21	578	38	169	6	P	176 666	1 002	179	10	27		
	1	17/2	20/2	3 649	3 634	0	15	0		205	0	0	0	P	15 296	0	179	10	12		
	1	30/3	1/4	724	724	0	0	0		58	0	0	0	P	1 165	0	379	10	15		
	1	7/1	7/1	978						95				P	8 063	0	326	9	8		
Diyarbakir (TR)																					
	1	22/5	27/5	424	424	0				30	0			T/P	97 423	0	659	19	8		
	1	22/5	27/5	1 920	1 920	12				96	1			T/P	97 423	10	659	19	3		
	1	11/4	15/4	6 645	6 645	0				162	0			T/P	81 856	352	659	19	1		
	1	18/9	23/9	5 101	5 101	0				23	0			T/P	61 562	0	659	19	16		
	1	29/3	1/4	983	983	0				21	0			T/P	26 854	152	659	19	19		
	1	4/10	7/10	1 437	1 437	0				29	0			T/P	20 624	134	659	19	10		
	1	4/10	7/10	2 867	2 867	0				62	0			T/P	20 624	134	659	19	5		
	1	29/3	1/4	710	710	0				21	0			T/P	26 854	152	659	19	12		
	1	29/3	1/4	1 806	1 806	0				87	0			T/P	26 854	152	659	19	1		
Dortmund (D)																					
	1	24/10	25/10	9 252	9 252	208	0		7	289	8			T	12 579	160	90	11	4		
	1	14/9	16/9	12 696	12 696	4 596	0		45	362	196	3	3	T	8 604	3 104	192	11	1		
	2	7/11	8/11	6 326	6 326	568	0		9	353	39			T	4 300	427	455	11	26		
	1	16/11	17/11	1 025	1 001	40	24		5	114	4	16	1	P	2 857	15	65	11	8		
DOUAI (F)																					
	1	1/9	10/9	10 145	7 035	0	3 110	0		254	0	0	0	P	70 615	0	548	10	27		
	1	23/3	26/3	830	830	48	0	0	1	45	1	0	0	P	3 886	0	548	10	12		
	1	3/2	5/2	576						45				P	2 665	0	295	9	10		
	1	23/2	26/2	4 621	4 621	0	0	0		17	0	0	0	P	free entry		548	10	3		
	1	27/1	29/1	945	945	0	0	0		71	0	0	0	P	4 001	0	548	10	3		
	1	27/10	5/11	13 557	13 557	0	0	0		23	0	0	0	P	20 818	0	548	10	3		
Dresden (D)																					
	1	3/2	5/2	3 620	3 620	89	0		6	215	5			P	9 733		439	11	3		
	1	29/3	1/4	7 794	7 594	234	200		7	316	22			P	48 779		439	11	27		
Düsseldorf (D)																					
	2	9/10	11/10	35 637	35 637	22 559	0		51	907	544			T	21 508	10 969	540	11	19		
	1	9/3	11/3	23 390	23 390	2 883	0		26	635	110			T	47 055	4 141	441	11	14		
	1	21/1	29/1	89 386	89 219	42 517	167	100	60	1 666	718			P	246 700	41 939	441	11	3, 26		
	1	24/8	2/9	84 899	83 720	21 565	1 179	257	24	516	162			P	165 424	22 994	441	11	3, 6		
	1	9/10	11/10	7 711	7 711	2 477	0		26	392	146			T	8 131	3 009	540	11	19		
	5	3/5	16/5	165 159	164 749	105 235	410		52	1 844	1 231			T	314 248	188 549	441	11	11		
	1	28/2	1/3	6 274	6 274	1 365	0		25	236	69			T	6 405	2 415	441	11	21		
	1	14/3	16/3	38 288	38 288	22 397	0		40	857	567			T	22 537	7 978	441	11	25		
	1	5/9	7/9	37 778	37 778	22 282	0		38	885	596			T	20 536	9 262	441	11	25		
	2	23/10	26/10	60 453	60 320	39 243	133		54	1 175	778			T	42 414	24 812	441	11	19		
	1	14/3	16/3	10 275	10 275	10 225	0		13	357	356			T	7 619	4 670	441	11	25		
	1	5/9	7/9	10 619	10 619	10 563	0		16	374	373			T	8 012	6 129	441	11	25		
	1	17/1	20/1	12 601	12 601	1 762	0		13	141	31	10	9	T	9 575	596	670	11	3, 21		
	2	23/9	26/9	5 951	5 951	1 857	0		14	182	66			T	4 209	1 448	441	11	2		
	2	23/9	26/9	4 481	4 481	1 389	0		14	145	59			T	4 816	1 676	441	11	2		
	2	23/9	26/9	4 199	4 199	1 259	0		13	112	55			T	4 775	1 103	441	11	2		
	1	14/11	17/11	128 220	127 769	77 681	451		66	5 236	3 880			T	126 485	70 832	441	11	22		
	2	28/2	3/3	36 079	36 079	11 717	0		26	689	204			T	40 664	3 863	674	11	19		
	1	4/3	6/3	43 342	43 342	27 512	0		47	3 981	3 153	231	196	T	40 667	14 030	441	11	2		
	1	11/1	13/1	35 896	35 766	16 627	130	130	29	1 007	476			T	16 167	8 958	540	11	4		
	1	10/10	13/10	31 602	31 504	8 191	98		33	861	330			T	50 078	6 059	441	11	22		

2012 EVENTS BY CITY

	Interval Year	Opening date	Closing date	Space				Exhibitors				Visitors				Organizer	Auditor	Industry sector	
				Rented Space (sq.m)				Exhibitors with their own stands		Represented firms		Admission for Trade/Public	Total						
				Total	Halls	Open air		from ... countries	Total	Foreign	Total		Foreign	Total	Foreign				
	Total	Foreign	Total	Foreign		Total	Foreign	Total	Foreign		Total	Foreign							
Düsseldorf (D)																			
TOP HAIR INTERNATIONAL	1	10/3	12/3	5 512	5 512	739	0		11	157	30			T	30 501	2 135	441	11	14
TourNatur - Hiking and Trekking exhibition	1	31/8	2/9	4 028	4 028	382	0		17	243	61			P	30 648	674	441	11	3, 6
Tube - International Tube and Pipe Trade Fair	2	26/3	30/3	48 477	48 477	31 704	0		48	1 178	851			T	34 659	18 889	441	11	19
Valve World Expo - Biennial Valve World Conference and Exhibition	2	27/11	29/11	15 562	15 562	11 937	0		37	591	461			T	10 578	7 267	441	11	19
wire - International Wire and Cable Trade Fair	2	26/3	30/3	57 369	57 369	41 077	0		50	1 313	975			T	38 547	23 321	441	11	19
Note 1: Visitor attendance determined by a representative poll in the combination of BEAUTY INTERNATIONAL/TOP HAIR INTERNATIONAL. Recurring names were permitted.																			
Note 2: Visitor attendance determined by a representative poll in the combination of Caravan Salon/TourNatur. Recurring names were permitted.																			
Note 3: Visitor attendance determined by a representative poll in the combination of GDS/GLOBAL SHOES. Recurring names were permitted.																			
Note 4: Visitor attendance determined by a representative poll in the combination of InterCool/InterMeat/InterMopro. Recurring names were permitted.																			
Note 5: ascertained by a representative poll																			
Edirne (TR)																			
EDİRNE TRADE INDUSTRY AND BUSINESS FAIR	1	2/7	8/7	6 500	6 500	0				28	0			T/P	47 000	1 000	552	19	27
Ekaterinburg (RU)																			
Education from A to Z. Career	1	27/3	29/3	598	598	4	0	0	2	106	1	20	0	T	9 910	0	21	15	8
Erfurt (D)																			
Grüne Tage Thüringen - The agricultural fair	2	7/9	9/9	12 737	5 112	91	7 625		4	268	4			P	23 908	143	442	11	27
Haus.Bau.Energie - Exhibition for House building, Living and Modernizing	1	28/9	30/9	2 425	2 184	61	241		4	149	4			P	4 328		442	11	5
inoga - Trade Fair for the Hotel, Catering and Hospitality Sector with IKA/Culinary Olympics	2	6/10	9/10	4 400	4 002	555	38		14	187	22			T/P	16 527	1 967	442	11	2
Rapid. Tech - Trade fair and user's conference for rapid technology	1	8/5	9/5	717	717	42	0		4	66	3			T	1 282	152	442	11	19
Reiten-Jagen-Fischen - Riding, Hunting and Fishing	1	23/3	25/3	6 433	5 517	342	916		12	209	18			P	20 898		442	11	3
Thüringen Ausstellung Erfurt - Handicraft and Consumer Goods Exhibition (with Wedding and Celebration Fair)	1	25/2	4/3	10 137	10 137	309	0		8	581	19	74	1	P	71 928		534	11	27
Erzurum (TR)																			
DOĞU ANADOLU TARIM FUARI 2012 - AGRICULTURAL AND STOCK FARMING FAIR	1	24/5	27/5	8 000	8 000	0				120	0			T/P	70 000	0	83	19	1
Eskişehir (TR)																			
2. AGRICULTURAL FAIR	1	5/4	8/4	6 573	6 573	0				152	0			T/P	113 121	3 116	234	19	1
Essen (D)																			
DEUBAU - International Trade Fair for construction	2	10/1	14/1	19 288	19 288	1 537	0		15	580	54			T	55 313	1 881	443	11	5
Die Urlaubsmesse NRW - The NRW holiday fair	1	22/2	26/2	32 526	32 526	2 189	0		32	1 188	258			P	92 603		443	11	3, 6
E-world energy & water	1	7/2	9/2	21 359	21 359	2 460	0		19	613	114			T	21 322	2 814	443	11	9
FIBO - Trade Show for Fitness, Wellness and Health	1	19/4	22/4	33 957	33 957	14 703	0		32	592	287	13	6	T/P	76 213	10 289	259	11	3, 22
Haus Garten Genuss - The spring fair for the whole family	1	8/2	12/2	7 440	7 440	404	0		9	295	15			P	44 763	403	443	11	3
IPM Essen - Intern. trade fair for plants, technology, floristry, sales promotion	1	24/1	27/1	43 140	43 140	23 225	0		44	1 515	912			T	59 578	20 197	443	11	1
MODE HEIM HANDWERK - Shopping-Experience	1	3/11	11/11	11 027	11 027	797	0		14	705	37			P	139 578		443	11	27
REIFEN - No 1 in tires and more	2	5/6	8/6	32 079	31 122	15 836	957		43	667	447			T	18 349	9 413	443	11	25
SECURITY - World Forum for Security & Fire Prevention	2	25/9	28/9	37 663	37 370	9 927	293		40	1 038	463			T	36 730	12 856	443	11	7
SHK - Trade Fair for Sanitary, Heating, Air Conditioning and renewable Energies	2	7/3	10/3	31 801	31 801	1 964	0		12	560	52			T	51 567	2 114	443	11	5
Ferrara (I)																			
H2O	2	23/5	25/5	7 060	6 848	0	212	0		236	12	116	66	T	5 992	299	103	6	19
Ferrol (E)																			
FERIA DE MOSTRAS DO NOROESTE	1	10/7	15/7	3 676	2 587	594	1 089	0	2	105	13	0	0	T/P	11 266	0	273	13	27
III FERIA DE OPORTUNIDADES	1	26/5	27/5	2 159	2 159	0	0	0	1	40	0	0	0	P	3 493	0	273	13	25
OCASIÓN AUTO - EXPOCLASICOS	1	23/11	24/11	4 487	4 487	0	0	0	1	18	0	0	0	P	2 153	0	273	13	16
SALON DE BLANCO	1	13/10	14/10	433	433	0	0	0	1	44	0	0	0	P			273	13	25
Firenze (I)																			
FRAGRANZE	1	14/9	16/9	1 087	1 087	119	0	0		213	138	0	0	T/P	1 730	299	513	6	14
MODAPRIMA	2x1	26/5	28/5	1 246	1 246	48	0	0		61	3	0	0	T	1 498	675	513	6	25
MODAPRIMA	2x1	23/11	25/11	1 241	1 241	52	0	0		60	3	0	0	T	1 421	618	513	6	25
MOSTRA INT.LE ARTIGIANATO	1	21/4	29/4	55 005	55 005	3 005	0	0		854	274	0	0	T/P	173 953		278	6	13
PITTI IMMAGINE BIMBO	2x1	19/1	21/1	19 372	19 372	4 828	0	0		396	154	0	0	T	7 711	2 683	513	6	25
PITTI IMMAGINE BIMBO	2x1	28/6	30/6	19 168	19 168	4 872	0	0		382	148	0	0	T	6 020	2 648	513	6	25
PITTI IMMAGINE FILATI	2x1	25/1	27/1	6 626	6 626	605	0	0		68	17	0	0	T	3 704	1 446	513	6	25
PITTI IMMAGINE FILATI	2x1	4/7	6/7	7 027	7 027	825	0	0		79	24	0	0	T	4 575	2 315	513	6	25
PITTI IMMAGINE UOMO	2x1	10/1	13/1	35 971	35 971	8 221	0	0		1 015	338	0	0	T	24 076	8 067	513	6	25
PITTI IMMAGINE UOMO	2x1	19/6	22/6	35 198	35 198	8 477	0	0		960	298	0	0	T	21 349	8 042	513	6	25
SALONE ARTE E RESTAURO	2	8/11	10/11	3 505	3 505	85	0	0		148	22	0	0	T/P	16 320	700	373	6	13
TASTE	1	10/3	12/3	1 811	1 811	11	0	0		258	2	0	0	T/P	3 304	285	513	6	2

see note 1
see note 2
see note 5
see note 5

2012 EVENTS BY CITY

	Interval Year	Opening date	Closing date	Space				Exhibitors				Visitors				Organizer	Auditor	Industry sector		
				Rented Space (sq.m)				Exhibitors with their own stands				Represented firms		Admission for Trade/Public	Total					
				Total	Halls		Open air		from ... countries	Total	Foreign	Total	Foreign		Total				Foreign	
	Total	Foreign	Total	Foreign		Total	Foreign	Total		Foreign		Total	Foreign							
Frankfurt/Main (D)																				
UFI	Ambiente	1	10/2	14/2	189 000	189 000	121 664	0		88	4 530	3 408			T	138 058	65 905	444	11	13
UFI	Automechanika - Trade Fair for the Automotive Industry	2	11/9	16/9	178 322	160 622	101 009	17 700	3 839	74	4 597	3 739			T	147 715	80 768	444	11	26
UFI	Christmasworld - The World of Event Decoration	1	27/1	31/1	54 215	54 215	30 860	0		40	943	683			T	31 474	16 798	444	11	13
	Creativeworld - The World of Art and Craft Supplies	1	28/1	31/1	8 967	8 967	4 417	0		24	230	155			T	7 181	3 067	444	11	3
	FACILITY MANAGEMENT	1	6/3	8/3	2 619	2 619	61	0		5	132	7			T	5 047	191	434	11	5
	Hair & Beauty	1	13/5	14/5	4 356	4 356	751	0		13	159	40			T	13 923	290	444	11	14
UFI	Heimtextil	1	11/1	14/1	116 049	116 049	90 245	0		61	2 601	2 269			T	67 451	43 859	444	11	25
UFI	Light + Building	2	15/4	20/4	137 897	136 925	62 997	972	931	53	2 302	1 399			T	195 582	86 815	444	11	5
UFI	Musikmesse - The International Fair for Musical Instruments, Sheet Music, Music Production and Music Business Connections	1	21/3	24/3	43 425	42 973	23 969	452	177	51	1 538	965			T	68 587	23 888	444	11	3
UFI	Paperworld - The World of Office and Stationery	1	28/1	31/1	55 203	55 203	37 047	0		65	1 790	1 429			T	47 886	29 856	444	11	3, 4
UFI	Prolight + Sound - The International Fair of Technologies and Services for Events, Installation and Production	1	21/3	24/3	35 579	33 624	19 495	1 955	900	41	878	533			T	40 894	17 326	444	11	21
UFI	Tendence	1	24/8	28/8	67 010	67 010	28 570	0		67	1 858	1 013			T	45 477	9 055	444	11	13
UFI	Texcare International - World Market for Modern Textile Care	4	5/5	9/5	19 460	19 460	11 585	0		26	262	167			T	15 650	8 045	444	11	10, 4
	viscom frankfurt - Intern.trade fair for visual communication, technology & design	2	25/10	27/10	8 663	8 616	2 240	47		26	330	110			T	12 075	2 349	540	11	21
<i>Note: ascertained by a representative poll</i>																				
Freiburg (D)																				
	INTER BRUSH	4	9/5	11/5	9 776	9 776	6 748	0		27	197	155			T	5 054	3 492	298	11	5
Gaziantep (TR)																				
	3RD MIDDLE EAST CARPETS & INTERIORS FAIR	1	6/9	9/9	27 000	27 000	77				157	2			T/P	23 017	11 739	423	19	13
	3RD MOSQUE DECORATION & CONSTRUCTION FAIR	1	14/9	16/9	8 950	8 950	32				29	1			T/P	3 729	113	423	19	5
	EURASIA FLOOR - 12TH FLOOR COVERING MATERIALS SECTOR FAIR	1	8/3	11/3	12 520	12 520	117				80	4			T/P	17 815	6 227	423	19	13
	GAPFOOD 8. FOOD, FOOD TECHNOLOGIES AND PACKAGING FAIR	1	23/2	26/2	521	521	0				22	0			T/P	7 200	30	29	19	2
	GAPSHOES 16. FOOTWEAR, SLIPPER, SADDLERY AND FOOTWEAR INDUSTRY SUPPLIERS FAIR	1	13/12	16/12	11 300	11 300	16				172	1			T/P	25 300	1 830	29	19	25
	GAPSHOES SUMMER 14. FOOTWEAR, SLIPPER, SADDLERY AND FOOTWEAR INDUSTRY SUPPLIERS FAIR	1	19/1	22/1	9 600	9 600	1				190	1			T/P	24 500	1 450	29	19	25
	GAPSHOES WINTER 15. FOOTWEAR, SLIPPER, SADDLERY AND FOOTWEAR INDUSTRY SUPPLIERS FAIR	1	5/7	8/7	6 875	6 875	0				110	0			T/P	13 710	426	29	19	25
	GAPTARIM 3. AGRICULTURE, AGRICULTURE TECHNOLOGIES AND STOCKBREEDING FAIR	1	23/2	26/2	5 154	5 154	0				75	0			T/P	23 750	480	29	19	1
	MIDDLE EAST GOLD AND JEWELLERY FAIR	1	27/4	30/4	5 000	5 000	0				90	0			T/P	23 500	800	617	19	24
	PENTEX 1st COTTON KNITWEAR, TEXTILE AND TECHNOLOGIES FAIR	1	9/2	12/2	4 448	4 448	0				99	0			T/P	11 000	250	29	19	25
	TRIKONFEX 2. TRICOT, TRICOT YARN, CLOTHING AND TECHNOLOGIES FAIR	1	21/6	24/6	7 376	7 376	0				179	0			T/P	17 800	772	29	19	25
Gdansk (PL)																				
UFI	ABOUT DESIGN	1	11/5	13/5	952	934	27	18	0	2	75	1			T/P	5 000		471	5	12
	AMBERIF	1	21/3	24/3	4 815	4 809	876	6	0	15	409	67			T	6 336	996	471	5	24
	AMBERMART	1	6/9	8/9	1 576	1 576	449	0	0	2	144	29			T/P	3 351	365	471	5	24
	Balt-Dentica	1	1/6	2/6	548	548	0	0	0	1	57	0			T	960	0	227	5	22
	Balt-Military Eypo	2	27/6	29/6	2 195	1 887	451	308	200	12	118	26			T/P	3 600	200	471	5	7
	BEAUTY	1	29/9	30/9	1 023	1 023	60	0	0	2	174	1			T/P	5 351		471	5	14
	DAIRY REVIEW	1	23/5	25/5	356	356	0	0	0	1	31	0			T/P	500		471	5	2
	Food-to-Go	1	7/2	8/2	602	602	18	0	0	5	65	5			T	998	5	193	5	2
	Games and Fun	1	17/11	18/11	353	353	0	0	0	1	23	0			P	5 905		471	5	21
	GTT	1	13/4	15/4	2 423	2 413	399	10	0	9	235	26			T/P	10 003		471	5	6
	KAJAK EXPO	1	13/4	15/4	274	274	18	0	0	2	13	1			P	ind. in GTT		471	5	6
	PIGEON	1	24/11	25/11	668	668	71	0	0	4	44	8			T/P	2 823		471	5	3
	Technicon/Innowacje	1	25/10	26/10	691	691	6	0	0	2	52	1			T/P	2 535		471	5	19
Gdynia (PL)																				
	Readers' Plenaire	1	3/8	5/8	499	0	0	499	9	2	55	1			P	free entry		476	5	8
	Wind and Water on the Sea	1	2/8	5/8	2 540	0	0	2 540	0	1	120	0			P	8 247		476	5	3
Genova (I)																				
	International Boat Show	1	6/10	14/10	67 689	38 313	5 530	29 376	3 150	23	713	134	174	160	T/P	108 351		261	6	3, 26
Ghent (BE)																				
	Accenta	1	8/9	16/9	32 000	32 000				7	300	30			T/P	75 000		354		27
	Art Gent	1	30/11	4/12	20 000	20 000				6	120	36			P	19 041		354		12
	Beestjes & Baasjes	1	7/4	9/4	8 519	8 819				5	100	11	0	0	P	30 000	0	155		3
	Belgian Boat Show (weekend 1)	1	11/2	13/2	12 645	12 645					160				P	20 466		56		26

see note

see note

see note

see note

see note

see note

2012 EVENTS BY CITY

	Interval Year	Opening date	Closing date	Space				Exhibitors						Visitors				Organizer	Auditor	Industry sector
				Rented Space (sq.m)				Exhibitors with their own stands			Represented firms			Admission for Trade/Public	Total					
				Total	Halls	Open air		from ... countries	Total	Foreign	Total	Foreign	Total		Foreign	Total	Foreign			
	Total	Foreign	Total	Foreign		Total	Foreign	Total	Foreign		Total	Foreign								
Ghent (BE)																				
	BIS	1	6/10	14/10	25 375	25 375					502				P	74 766		56		5
	Countryside	1	1/11	4/11	12 671						297				P	38 157		56		12
	Green expo	2	23/9	25/9	15 250	8 466		6 784			227				T	10 240		56		1
	Horeca expo	1	18/11	22/11	25 995	25 995					626				T	49 671		56		2
	IFEST GENT 2012	2	14/2	16/2	1 661	1 928	216			2	97	13	8		T	2 778	222	191		10, 21
	Intrio	1	29/1	1/2	10 726	10 726	4 652			9	215	103	215	103	T	9 532	3 826	637		12
	SFEER	1	16/3	24/3	11 000	11 000				4	218	11			P	50 000		279		12
	Stone expo	2	21/1	23/1	4 886	4 886					87				T	5 266		56		5
<i>Note: this event was also held the following week-end (17 to 19/2/2013)</i>																				
Gijon (E)																				
	AGROPEC Feria del Campo y de las InD.Ustrias Alimentarias, Ganaderas, Forestales y Pesqueras	1	28/9	30/9	2 295	816	0	1 479	0	1	66	0	0	0	P	23 392		258	13	1
	FERIA INTERNACIONAL DE MUESTRAS DE ASTURIAS "FIDMA"	1	4/8	19/8	40 382	11 299	1 449	29 083	294	18	604	74	0	0	P	229 353		258	13	27
Giresun (TR)																				
	Giresun Chamber of Trade and Industry Fair	1	18/7	23/7	2 500	2 500	0				75	0			T/P	29 000	0	488	19	27
Gothenburg (S)																				
	Baby & Barn	1	2/3	4/3	2 880	2 868		12		2	110				P	8 850		640	16	27
	BAD	2	20/11	22/11	1 089	1 089				4	55		9		T	2 333		640	16	3
	Bokmässan	1	27/9	30/9	13 744	13 740		4		26	896				T/P	74 771		640, 102	16	8
	Båt-mässan	1	3/2	12/2	17 554	17 554				7	340				P	64 799		640	16	26
	Energiutblick	1	13/3	15/3	836	836				3	52		3		T	378		640, 210, 429	16	5
	Hem & Villa	1	6/9	9/9	5 450	5 450				8	208		39		P	21 060		338	16	15
	IDA	2	20/11	22/11	1 426	1 426				3	51		15		T	2 333		640	16	3
	Kunskap & Framtid - Student & Knowledge Fair	1	8/11	10/11	1 860	1 860				10	117				P	10 715		640	16	8
	Logistik & Transport	1	22/5	25/5	5 489	5 239		250		9	157		62		T	6 376		640	16	26
	Meg - Mediedagarna i Göteborg	1	8/3	9/3	1 388	1 388					45		23		T/P	1 741		640	16	4
	MyDOG	1	5/1	8/1	8 865	8 849		16		5	180				P	33 895		640, 668	16	3
	Mötesplats GOLF	1	12/3	13/3	1 597	1 597				2	45				T	1 030		640	16	3
	Mötesplats Skola	1	29/10	30/10	887	887				1	80				T	7 070		640	16	8
	Nordiska Skolledarkongressen	2	28/3	29/3	536	536					45		1		T	1 031		101, 623	16	8
	Persontrafik - Public Transport	2	27/11	29/11	11 395	11 353		42		10	179				T	4 548		640	16	26
	ProcessTeknik	2	9/10	11/10	4 389	4 389				4	140		463		T	8 884		640	16	19
	På två hjul	1	26/1	29/1	13 622	13 622				5	161				P	44 218		640, 619	16	16
	Scanautomatic	2	9/10	11/10	7 551	7 441		110		6	204		453		T	8 884		640	16	19
	Scanpack	3	23/10	26/10	18 594	18 518		76		33	516		576		T	10 584		640	16	11
	Swedental & Odontologisk Riksstämman	3	15/11	17/11	6 149	6 149				13	213				T	8 164		640	16	22
	Trä & Teknik	2	20/8	24/8	10 193			36		12	241		254		T	6 469		640	16	1
	TUR - Travel and Tourism	1	22/3	25/3	10 536	10 417		119		79	703		511		T/P	30 927		640	16	6
	Underhåll	2	13/3	16/3	6 740	6 637		103		6	246		381		T	8 343		640	16	4
	VA-Mässan	3	18/9	20/9	8 170	8 016		154		12	289		157		T	7 091		640, 667, 622	16	5
	Vitalis	1	17/4	19/4	1 892	1 892				6	90				T			640	16	22
Graz (A)																				
	Häuslbauer	1	2/2	5/2	15 441	15 305	878	136	0	10	429	36	3	1	P	39 484	0	438	1	5, 9, 10
GRENOBLE (F)																				
	ANTIQUAIRES	1	19/1	23/1	667	667	0	0	0		47	0	0	0	P	2 972	0	32	10	3
	ARTISA	1	28/11	2/12	2 940	2 940	60	0	0	3	218	4	0	0	P	32 245	0	32	10	13
	CREATIVA	1	19/1	22/1	1 013	1 013	118	0	0	4	102	8	0	0	P	13 464	0	32	10	3
	FOIRE INTERNATIONALE	1	1/11	11/11	18 120	17 650	186	470	0	6	433	13	0	0	P	84 751	0	32	10	27
	IMMOBILIER	1	9/3	11/3	882	882	0	0	0		50	0	0	0	P	2 707	0	32	10	15
	IMMOBILIER	2X1	28/9	30/9	1 155	1 155	0	0	0		52	0	0	0	P	3 422	0	32	10	15
	L'ETUDIANT	1	30/11	1/12	1 378	1 378	30	0	0	2	153	3	0	0	P	45 208	0	324	10	8
	NATURISSIMA	1	28/11	2/12	2 088	2 088	49	0	0	3	193	7	0	0	P	32 245	0	32	10	10
	SAŁON STUDYRAMA DES ETUDES SUPERIEURES	1	21/1	21/1	178						28				P	2 504	0	326	9	8
Hamburg (D)																				
	AIRCRAFT INTERIORS EXPO	1	27/4	29/4	16 678	16 678	11 387	0		28	536	348			T	7 875	3 106	542	11	20
	DU UND DEINE WELT - hamburgs's shopping and event fair	1	22/9	30/9	17 518	17 486	1 120	32		17	466	40			P	81 141		329	11	27
	GET Nord - Trade Fair Electrical Engineering, Sanitation, Heating, Air-Conditioning	2	22/11	24/11	21 606	21 594	650	12		12	498	29	3		T	38 730	775	329	11	9, 18
	hanseboot - Intern. Boat Show Hamburg	1	27/10	4/11	27 615	27 591	6 262	24		20	631	122			P	78 454	4 079	329	11	3, 26
	HansePferd Hamburg - Intern. Exhibition for Horse Enthusiasts	2	20/4	22/4	13 325	12 932	1 601	393	90	15	457	58	2	1	P	43 393	694	329	11	3
	INTERNORGA - International Trade Show for the Hotel, Restaurant, Catering, Baking and Confectionery Industry	1	9/3	14/3	53 777	53 020	6 509	757	16	26	1 122	191	17		T	94 610	3 028	329	11	2
	NORTEC - Trade Fair for Manufacturing Technology	2	25/1	28/1	7 646	7 646	250	0		12	349	31			T	8 959	152	329	11	19

2012 EVENTS BY CITY

	Interval Year	Opening date	Closing date	Space					Exhibitors					Visitors			Organizer	Auditor	Industry sector	
				Rented Space (sq.m)					Exhibitors with their own stands			Represented firms		Admission for Trade/Public	Total					
				Total	Halls		Open air		from ... countries	Total	Foreign	Total	Foreign		Total	Foreign				
					Total	Foreign	Total	Foreign												
Hamburg (D)																				
		1	8/2	12/2	21 297	21 225	2 401	72		46	799	195	21	1	P	60 366	845	329	11	3, 6
~UFI		2	4/9	7/9	55 230	53 619	27 944	1 611	758	62	2 081	1 385		14	T	48 406	14 715	329	11	26
Hannover (D)																				
		1	28/1	5/2	36 490	36 193	965	297		16	821	44			P	123 078		244	11	3
		2	27/3	29/3	22 298	22 298	640	0		17	633	36			T	30 926		244	11	22
		2	13/11	16/11	16 157	15 057	1 435	1 100	365	14	477	52			T	38 354	7 019	180	11	9
~UFI		1	6/3	10/3	155 227	154 519	33 313	708	39	70	3 573	1 711			T	311 579	51 099	177	11	21
		1	14/2	18/2	33 192	33 130	681	62		14	774	45			T/P	81 369	895	177	11	8
~UFI		1	14/1	17/1	91 990	91 990	69 667	0		58	1 362	1 129			T	45 793	24 911	177	11	12
		2	23/10	27/10	84 046	84 046	37 658	0		39	1 505	724			T	60 185	20 403	419	11	19
~UFI		2	13/11	16/11	121 296	120 196	45 834	1 100	365	51	2 428	1 146	41	27	T	159 896	37 576	180	11	1
~UFI		1	23/4	27/4	170 657	169 583	45 576	1 074	104	69	4 872	2 261			T	183 110	39 552	177	11	19
		1	23/4	27/4	2 243	2 243	726	0		18	87	43			T	26 002	9 881	177	11	18
		1	23/4	27/4	4 997	4 997	511	0		16	189	26			T	42 848	11 698	177	11	19
		1	23/4	27/4	40 906	40 746	14 641	160	35	46	1 075	587			T	104 190	24 380	177	11	9
		1	23/4	27/4	54 881	54 608	8 071	273	49	39	1 037	361			T	124 881	34 093	177	11	19
		1	23/4	27/4	32 199	32 199	15 663	0		47	1 571	971			T	67 751	22 426	177	11	19
		1	23/4	27/4	2 965	2 965	557	0		12	116	33			T	43 031	9 725	177	11	10
		1	23/4	27/4	5 105	4 616	207	489		6	133	13			T	40 650	6 545	177	11	26
		1	23/4	27/4	8 607	8 475	1 233	132		16	405	115			T	51 637	11 154	177	11	19
		1	13/10	21/10	33 659	33 054	2 388	605	48	29	1 319	110			P	188 863		244	11	27
		1	9/10	11/10	12 894	12 392	4 287	502	402	32	532	204			T	15 819	4 714	340	11	19
		1	6/12	9/12	23 575	23 515	1 797	60		22	795	79			P	75 755		244	11	3
		1	23/4	27/4	2 126	2 126	147	0		8	100	8			T	13 916	2 115	177	11	4
<i>Note: Visitor attendance determined by a representative poll at Hannover Messe. Recurring names were permitted.</i>																				
Helsinki (SF)																				
		2	9/10	11/10	669	669		0		3	41		16		T/P	22 474		638	17	8
		1	2/3	4/3	7 824	7 824		0		15	340		0		P	42 269		638	17	3
		1	20/1	22/1	4 973	4 973		0		2	34		0		P	64 192		638	17	3
		1	27/4	29/4	5 863	5 863		0		8	389		0		P	53 676		638	17	3
		1	27/1	28/1	3 276	3 276		0		2	271		0		T	13 182		638	17	8
		1	9/11	11/11	10 478	10 478		0		9	554		0		P	56 479		638	17	3
~UFI		2	9/10	12/10	20 110	20 110		0		17	609		389		T/P	31 996		638	17	10
		1	15/11	17/11	2 223	2 223		0		10	105		0		T	8 339		638	17	22
		1	22/3	23/3	1 420	1 420		0		1	127		0		T	5 390		638	17	8
~UFI		2	17/4	19/4	6 301	6 301		0		6	127		0		T	7 665		638	17	18
		2	14/3	16/3	6 659	6 659		0		13	269		0		T	14 966		638	17	2
~UFI		1	20/10	21/10	677	677		0		4	38		0		T	1 234		638	17	24
		1	12/9	16/9	18 166	18 166		0		17	572		283		T/P	56 527		638	17	12
		1	16/8	19/8	2 392	705		1 687		4	137		0		P	11 407		274	17	26
		1	25/10	28/10	10 665	10 665		0		11	584		0		P	71 917		638	17	8
		1	3/3	4/3	1 835	1 835		0		3	116		0		P	34 861		638	17	3
		1	19/10	21/10	8 914	8 914		0		11	545		0		T/P	42 815		638	17	3
		3	9/5	12/5	7 680	7 680		0		9	236		216		T	14 862		638	17	26
		1	19/1	22/1	12 463	12 463		0		72	1 062		0		T/P	71 101		638	17	6
		1	2/2	5/2	9 114	9 114		0		5	178		95		P	53 556		638	17	16
		1	29/3	1/4	17 165	17 165		0		7	628		172		P	52 701		638	17	3
		1	28/4	29/4	1 092	1 092		0		3	86		0		P	42 316		638	17	3

see note
see note
see note
see note
see note
see note
see note

see note 1

see note 2

see note 3

see note 4

2012 EVENTS BY CITY

	Interval Year	Opening date	Closing date	Space				Exhibitors				Visitors				Organizer	Auditor	Industry sector	
				Rented Space (sq.m)				Exhibitors with their own stands		Represented firms		Admission for Trade/Public	Total						
				Total	Halls		Open air		from ... countries	Total	Foreign		Total	Foreign	Total				Foreign
Helsinki (SF)																			
Pets	1	10/11	11/11	1 019	1 019		0		3	80		0		P	39 978		638	17	3
S&A-Päivät, Gimme-Liikelahjat, Core Congress & Events, Office Toimisto & ICT 2012	1	26/9	27/9	2 767	2 767		0		5	174		0		T	4 781		638	17	8
SkieXpo, DigiExpo, BoardExpo, Lätka&Säbä- Expo, HifiExpo 2012	1	2/11	4/11	11 421	11 421		0		8	281		0		P	61 051		638	17	3
Studia 2012	1	4/12	5/12	2 246	2 246		0		8	130		0		T/P	13 344		638	17	8
The Finnish Medical Convention and Exhibition 2012	1	9/1	12/1	2 537	2 537		0		4	141		9		T	8 828		638	17	22
Vene International Boat Show 2012	1	10/2	19/2	28 836	28 681		155		8	346		222		T/P	71 695		638	17	26
ViiniExpo 2012	2	14/3	16/3	658	658		0		5	41		0		T/P	3 408		638	17	2
X-treme Car Show 2012	1	1/9	2/9	1 697	1 697		0		3	51		0		P	8 792		638	17	16
Note 1: visitors inc. in FinnBuild, InfraExpo, Environment and Municipal Engineering, Water and Wastewater, Waste and Recycling																			
Note 2: visitors inc. in Matka Nordic Travel Fair																			
Note 3: visitors inc. in Bicycle, Fitness, Golf, Outdoor, Fishing, Hunting, Kuva & Kamera, Ball Sports 2012																			
Note 4: visitors inc. in Child Fair, Arts & Craft Fair, OutletExpo and ModelExpo 2012																			
Note 5: visitors inc. in Elma, Forest Fair, Arts & craft Fair, OutletExpo, VM Motorsport Show 2012																			
Note 6: visitors inc. in Gastro 2012																			
Hof (D)																			
Oberfranken-Ausstellung Hof - Regional Exhibition	2	29/9	7/10	6 480	4 360	99	2 120	41	7	222	10	11		P	36 176		390	11	27
Husum (D)																			
HUSUM WindEnergy - The Leading Wind Energy Trade Fair Husum	2	18/9	22/9	30 286	28 819	8 420	1 467	340	28	1 123	378			T	30 015	9 275	447	11	9
New Energy Husum - The International Renewable Energy Trade Fair	1	15/3	18/3	6 821	6 182	548	639	9	12	268	43			T	14 925	2 115	447	11	9
Nord Gastro und Hotel - Hotel and Restaurant Industry Trade Fair	1	13/2	14/2	4 196	4 196	54	0		3	174	4			T	4 593		447	11	2
Icar-Oberstein (D)																			
INTERGEM - International Trade Fair for Gems, Jewellery and Gemstone Objects	1	5/10	8/10	2 583	2 583	178	0		9	144	13			T	2 536		361	11	24
Innsbruck (A)																			
Tiroler Frühjahrsmesse	1	15/3	18/3	8 339	7 045	902	1 294	314	5	327	50	0	0	P	20 487	0	158	1	5
Isparta (TR)																			
AGRICULTURE FAIR	1	8/11	11/11	1 900	1 900	0				69	0			T/P	16 500	0	176	19	1
SANTEK - ISPARTA CONSTRUCTION DECORATION AND NATURAL GAS FAIR	1	12/4	15/4	1 780	1 780	0				69	0			T/P	18 200	0	176	19	5
Istanbul (TR)																			
10. BE MY DEALER? FRANCHISING AND BRAND DEALERSHIP FAIR	1	13/9	16/9	5 700	5 700	57				165	6			T/P	21 200	652	432	19	4
11. ISTANBUL RETAIL FAIR	1	28/11	29/11	1 732	1 732	24				67	1			T/P	5 926	154	612	19	4
11th PHARMACY FAIR	1	3/11	4/11	721	721	0				28	0			T/P	4 276	0	300	19	22
16. INTERNATIONAL ISAF FIRE FAIR	1	20/9	23/9	1 858	1 858	153				121	27			T/P	18 747	2 056	424	19	7
16. INTERNATIONAL ISAF SECURITY FAIR	1	20/9	23/9	6 029	6 029	606				212	67			T/P	18 747	2 056	424	19	7
1ST ISAF IT SECURITY FAIR	1	20/9	23/9	286	286	62				66	20			T/P	18 747	2 056	424	19	21
1ST ISAF SAFETY & HEALTH FAIR	1	20/9	23/9	708	708	84				87	18			T/P	18 747	2 056	424	19	7
1ST ISAF SMART HOUSES FAIR	1	20/9	23/9	304	304	54				68	16			T/P	18 747	2 056	424	19	18
1th E-COMMERCE EXPO	1	30/5	30/5	467	467	9				24	1			T/P	400	8	356	19	21
2. SCAFFOLDING & MOLD FAIR	1	29/3	1/4	5 631	5 631	181				70	5			T/P	5 200	485	174	19	5
22. INTERNATIONAL ISTANBUL MOTHERS BABIES CHILDREN PRODUCTS FAIR	1	19/1	22/1	17 800	17 800	237				260	3			T/P	6 933	624	199	19	3
22ND ISTANBUL ART FAIR / ARTIST 2012	1	17/11	25/11	5 575	5 575	404				83	8			T/P	452 000	720	659	19	3
23. INTERNATIONAL ISTANBUL MOTHERS BABIES CHILDREN PRODUCTS FAIR	1	21/6	24/6	7 225	7 225	293				85	4			T/P	5 126	918	199	19	3
23TH INTERNATIONAL HOUSEWARES HOUSEWARES, DECORATIVE ARTICLES AND SMALL ELECTRICAL APPLIANCES FAIR	1	5/9	9/9	60 000	60 000	748				550	24			T/P	26 114	2 328	406	19	13
3. HAJJ, UMRAH AND FAITH TOURISM FAIR	1	6/1	8/1	3 397	3 397	342				86	14			T/P	41 200	728	30	19	6
3. PREFABRICATED PRODUCTS FAIR TURKEY	1	29/3	1/4	1 238	1 238	12				20	1			T/P	3 285	293	174	19	5
31. TURKEY BOOK AND CULTURE FAIR	1	26/7	14/8	1 060	1 060	0				145	0			T/P	100 000	500	665	19	3
31TH INTERNATIONAL ISTANBUL BOOK FAIR	1	17/11	25/11	11 528	11 528	465				510	23			T/P	452 000	720	659	19	3
32ND COALTRANS WORLD COAL EXHIBITION AND CONFERENCE	1	14/10	16/10	450	450	450				30	30			T/P	1 101	967	241	19	19
35. INTERNATIONAL YAPI / TURKEY BUILD 2012 ISTANBUL	1	2/5	6/5	36 232	36 232	2 669				1 063	177			T/P	109 420	6 376	692	19	5
3ND NATIONAL ENERGY EFFICIENCY FORUM AND FAIR	1	12/1	13/1	1 518	1 518	273				85	12			T/P	2 647	78	590	19	10
3RD PRIVATE LABELS PRODUCTS FAIR	1	6/12	8/12	2 697	2 697	0				79	0			T/P	21 849	2 125	659	19	2
4. BIJOUX EXPO TURKEY	1	13/9	16/9	2 162	2 162	24				60	2			T/P	11 768	1 003	174	19	25
4. HAJJ, UMRAH AND FAITH TOURISM FAIR	1	21/12	23/12	2 364	2 364	133				51	3			T/P	36 132	234	30	19	6
4. ISLAMIC FASHION TURKEY	1	13/9	16/9	1 794	1 794	373				44	8			T/P	6 270	890	174	19	25
5. INTERNATIONAL SOLAREX SOLAR ENERGY AND TECHNOLOGIES EXHIBITION	1	12/4	14/4	5 162	5 162	1 495				151	50			T/P	22 371	3 200	353	19	9

see note 5

2012 EVENTS BY CITY

	Interval Year	Opening date	Closing date	Space				Exhibitors					Visitors				Organizer	Auditor	Industry sector	
				Rented Space (sq.m)			Open air	Exhibitors with their own stands			Represented firms		Admission for Trade/Public	Total						
				Total	Halls	Foreign		Total	Foreign	from .. countries	Total	Foreign		Total	Foreign	Total				Foreign
İstanbul (TR)																				
	1	4/10	7/10	7 915	7 915	108					100	7			T/P	9 993	112	30	19	3
	1	29/3	1/4	1 793	1 793	16					50	1			T/P	2 970	0	174	19	5
	1	13/6	15/6	963	963	792					67	53			T/P	1 165	913	269	19	19
	1	8/12	9/12	1 000	1 000	110					23	4			T/P	7 811	0	381	19	15
	1	27/11	28/11	1 000	1 000	700					60	30			T/P	25 000	250	327	19	6
	1	5/4	8/4	45 320	45 320	598					326	10			T/P	20 523	960	407	19	13
	1	27/9	30/9	4 182	4 182	366					119	24			T/P	16 504	1 726	424	19	18
	1	18/10	19/10	920	920	48					40	4			T/P	1 320	72	356	19	21
	1	21/4	24/4	3 247	3 247	753					144	60			T/P	37 747	5 256	659	19	25
	1	6/9	9/9	32 839	32 839	18 736					142	20			T/P	32 434	6 486	462	19	20
	1	14/4	15/4	1 344	1 344	1 054					130	102			T/P	5 966	13	27	19	8
	1	13/10	14/10	1 344	1 344	992					103	76			T/P	7 412	17	27	19	8
	1	14/6	17/6	3 434	3 434	387					237	22			T/P	3 781	347	341	19	1
	1	13/9	16/9	15 528	15 528	3 275					777	176			T/P	15 750	1 890	332	19	19
	1	6/6	10/6	33 919	33 919	1 571					328	73			T/P	22 454	1 340	188	19	5
	1	13/9	16/9	15 528	15 528	3 275					777	176			T/P	15 750	1 890	332	19	19
	1	15/3	18/3	1 438	1 438	217					34	8			T/P	6 200	460	50	19	3
	1	30/5	2/6	9 800	9 800	370					109	5			T/P	5 800	370	598	19	5
	1	6/12	9/12	6 840	6 840	1 240					140	47			T/P	13 171	2 218	649	19	3
	1	6/12	9/12	2 900	2 900	805					136	88			T/P	4 070	450	371, 599	19	16
	1	19/4	22/4	23 183	23 183	454					345	18			T/P	35 748	3 090	517	19	25
	1	7/11	10/11	23 544	23 544	442					355	17			T/P	39 608	3 100	517	19	25
	1	29/2	3/3	10 286	10 286	152					328	9			T/P	22 500	3 000	517	19	25
	1	20/9	23/9	11 077	11 077	340					191	6			T/P	14 750	3 850	517	19	25
	1	14/6	16/6	7 388	7 388	2 572					418	234			T/P	24 873	3 565	514	19	14
	1	22/3	25/3	7 956	7 956	856					148	20			T/P	16 122	1 002	367	19	14
	1	8/11	11/11	2 234	2 234	0					63	0			T/P	7 516	0	98	19	18
	1	19/4	22/4	2 875	2 875	0					38	0			T/P	16 032	184	593	19	16
	1	3/5	6/5	13 000	13 000	496					81	3			T/P	16 154	264	485	19	3
	1	29/9	7/10	26 522	26 522	1 203					210	4			T/P	65 346	1 452	485	19	3
	1	29/11	2/12	2 060	2 060	0					20	0			T/P	143 728	6 325	336, 330	19	21
	1	19/4	21/4	13 284	13 284	1 722					197	38			T/P	11 866	1 352	341	19	16
	1	19/1	22/1	1 650	1 650	0					39	0			T/P	2 650	240	174	19	12
	1	15/11	18/11	2 355	2 355	233					70	18			T/P	3 982	324	371	19	21
	1	29/11	2/12	15 941	15 941	1 727					1 102	190			T/P	143 728	6 325	330	19	21
	1	31/5	3/6	24 674	24 674	514					415	38			T/P	40 816	2 195	659	19	25
	1	9/2	11/2	4 150	4 150	144					117	5			T/P	7 301	830	137, 371	19	25
	1	4/10	7/10	4 950	4 950	840					66	10			T/P	124 638	2 549	560	19	21
	1	22/11	25/11	6 707	6 707	2 623					141	64			T/P	68 000	17 680	355	19	3
	1	14/3	18/3	720	720	0					24	0			T/P	65 686	4 306	659	19	12
	1	12/4	15/4	635	635	0					78	0			T/P	8 225	50	394	19	2
	1	8/11	11/11	7 696	7 696	2 808					217	119			T/P	5 099	1 088	334	19	13
	1	1/3	4/3	1 852	1 852	12					46	2			T/P	49 794	4 787	659	19	5
	1	19/1	22/1	8 635	8 635	77					130	5			T/P	18 873	2 042	174	19	5

2012 EVENTS BY CITY

	Interval Year	Opening date	Closing date	Space				Exhibitors				Visitors				Organizer	Auditor	Industry sector	
				Rented Space (sq.m)			Open air		Exhibitors with their own stands		Represented firms		Admission for Trade/Public	Total					
				Total	Halls	Foreign	Total	Foreign	from ... countries	Total	Foreign	Total		Foreign	Total				Foreign
İstanbul (TR)																			
	1	10/12	11/12	1 057	1 057	0				25	0			T/P	2 378	0	106	19	8
	1	19/4	22/4	2 110	2 110	0				41	0			T/P	1 812	6	663	19	8
	1	10/12	11/12	2 538	2 538	87				80	11			T/P	20 347	0	106	19	8
	1	10/3	11/3	1 000	1 000	800				40	32			T/P	1 500	0	198	19	8
	1	10/11	11/11	750	750	600				50	40			T/P	1 800	0	198	19	8
	1	27/9	30/9	271	271	69				28	8			T/P	16 504	1 726	424	19	18
	1	27/9	30/9	2 019	2 019	80				67	5			T/P	16 504	1 726	424	19	18
	1	9/2	12/2	27 737	27 737	4 251				1 058	277			T/P	128 000	12 800	205	19	6
	1	13/4	15/4	2 357	2 357	458				90	44			T/P	7 570	446	206	19	3
	1	1/3	4/3	12 660	12 660	264				135	31			T/P	78 678	223	186	19	16
	1	20/9	23/9	31 147	31 147	1 136				1 070	81			T/P	47 144	5 026	659	19	11
	1	8/3	10/3	6 799	6 799	1 467				188	36			T/P	16 844	2 526	651	19	19
	1	16/5	20/5	53 949	53 949	3 534				715	131			T/P	73 000	18 000	138	19	13
	1	12/4	15/4	583	583	0				24	0			T/P	31 730	3 604	659	19	22
	1	12/4	15/4	15 556	15 556	981				932	99			T/P	31 730	3 604	659	19	22
	1	12/1	15/1	2 300	2 300	110				114	8			T/P	16 456	415	649	19	2
	1	6/12	9/12	3 012	3 012	175				98	9			T/P	15 840	1 128	428	19	4
	1	18/10	19/10	879	879	0				49	0			T/P	1 096	0	40	19	9
	1	13/12	16/12	11 825	11 825	2 058				302	89			T/P	9 036	925	170	19	12
	1	6/12	8/12	2 890	2 890	402				121	11			T/P	21 849	2 125	659	19	2
	1	1/3	4/3	10 933	10 933	537				653	22			T/P	10 905	745	341	19	2
	1	5/4	8/4	2 980	2 980	216				36	3			T/P	10 280	283	367	19	12
	1	5/4	8/4	6 000	6 000	0				86	0			T/P	20 343	441	659	19	12
	1	29/3	1/4	5 149	5 149	520				135	32			T/P	8 161	719	592	19	9
	1	6/9	9/9	12 963	12 963	965				355	81			T/P	14 581	2 539	189	19	2
	1	1/3	4/3	10 263	10 263	218				250	30			T/P	49 794	4 787	659	19	5
	1	11/10	14/10	1 920	1 920	61				6	17 964			T/P	1 851		137, 599	19	2
	1	24/5	26/5	1 250	1 250	0				94	0			T/P	19 410	0	468	19	1
	1	21/4	24/4	2 345	2 345	275				84	14			T/P	37 747	5 256	659, 633	19	25
	1	6/12	8/12	394	394	12				26	1			T/P	21 849	2 125	659	19	4
	1	28/3	1/4	20 409	20 409	280				209	7			T/P	30 669	3 174	137, 599	19	4
	1	15/2	16/2	1 750	1 750	0				70	0			T/P	2 500	0	226	19	4
	1	5/4	8/4	4 875	4 875	180				60	2			T/P	8 956	359	199	19	3
	1	12/4	15/4	20 587	20 587	817				254	34			T/P	48 236	3 884	48	19	2
	1	14/12	16/12	3 000	3 000	0				112	0			T/P	27 852	0	106	19	3
	1	25/4	27/4	6 305	6 305	2 238				183	63			T/P	5 776	454	590	19	10
	1	5/4	8/4	8 319	8 319	639				212	47			T/P	8 610	588	137	19	22
	1	22/11	24/11	2 798	2 798	77				46	1			T/P	2 224	109	644	19	4
	1	24/3	25/3	800	800	752				151	141			T/P	6 500	0	370	19	8
	1	6/10	7/10	800	800	752				168	158			T/P	9 200	0	370	19	8
	1	17/1	19/1	2 937	2 937	12				90	1			T/P	5 352	462	659	19	25
	1	31/1	4/2	50 544	50 544	517				310	8			T/P	41 534	6 450	188	19	12
	1	1/11	4/11	8 152	8 152	0				380	0			T/P	9 826	0	30	19	8
	1	19/9	20/9	645	645	0				29	0			T/P	2 400	72	463	19	21
	1	5/4	8/4	4 071	4 071	456				35	5			T/P	10 280	283	367	19	12
	1	13/10	17/10	21 081	21 081	697				448	16			T/P	61 543	6 904	547	19	12

2012 EVENTS BY CITY

	Interval Year	Opening date	Closing date	Space				Exhibitors				Visitors			Organizer	Auditor	Industry sector		
				Rented Space (sq.m)				Exhibitors with their own stands		Represented firms		Admission for Trade/Public	Total	Foreign					
				Total	Halls		Open air		from ... countries	Total	Foreign							Total	Foreign
					Total	Foreign	Total	Foreign											
İstanbul (TR)																			
		1	8/3	11/3	7 653	7 653	766							T/P	15 518	782	592	19	18
		1	6/9	9/9	7 194	7 194	343							T/P	14 581	2 539	189	19	11
		1	24/5	27/5	4 585	4 585	0							T/P	7 075	484	691	19	11
		1	2/5	5/5	53 563	53 563	3 050							T/P	82 287	8 117	337	19	5
		1	17/1	19/1	12 480	12 480	737							T/P	11 480	1 251	659	19	25
		1	2/11	11/11	40 725	40 725	0							T/P	576 304		659	19	16
		1	20/9	23/9	1 957	1 957	28							T/P	47 144	5 026	659	19	2
		1	22/3	25/3	23 550	23 550	1 551							T/P	30 501	6 869	660, 562	19	24
		1	4/10	7/10	11 757	11 757	878							T/P	11 732	3 809	661	19	24
		1	10/5	11/5	1 300	1 300	180							T/P	1 969	340	372	19	15
		1	1/3	4/3	20 528	20 528	84							T/P	49 794	4 787	659	19	5
		1	2/14	24/4	23 342	23 342	5 538							T/P	37 747	5 256	659	19	25
		1	15/11	16/11	959	959	60							T/P	1 983	136	589	19	10
		1	14/3	18/3	5 087	5 087	260							T/P	65 686	4 306	659	19	5
		1	24/5	26/5	1 383	1 383	210							T/P	2 181	246	593	19	19
		1	12/4	15/4	1 779	1 779	54							T/P	31 730	3 604	659	19	22
		1	25/4	26/4	3 500	3 500	0							T/P	4 071	147	317	19	4
		1	15/11	17/11	5 376	5 376	1 469							T/P	12 604	1 694	207	19	26
		1	2/10	7/10	39 630	39 630	958							T/P	59 600	1 928	659	19	19
		1	6/12	8/12	760	760	0							T/P	21 849	2 125	659	19	4
		1	8/11	10/11	7 298	7 298	55							T/P	36 453	14 360	264	19	3
		1	5/12	6/12	1 050	1 050	0							T/P	2 500	0	226	19	4
		1	5/4	8/4	2 250	2 250	99							T/P	4 805	193	199	19	3
		1	29/11	2/12	8 618	8 618	338							T/P	6 394	327	659	19	19
		1	8/3	11/3	2 500	2 500	0							T/P	3 500	0	48	19	25
		1	11/10	14/10	17 440	17 440	2 062							T/P	33 801	5 140	371, 599	19	5
		1	18/10	21/10	60 000	60 000	2 400							T/P	25 800	4 050	137	19	19
		1	31/1	4/2	7 910	7 910	100							T/P	17 864	1 131	137, 188	19	12
		1	17/4	18/4	330	330	267							T/P	830	453	586	19	19
		1	17/9	19/9	547	547	334							T/P	620	375	183	19	9
		1	13/9	15/9	6 634	6 634	704							T/P	8 496	1 125	137	19	17
		1	4/10	7/10	800	800	0							T/P	3 626	11	663	19	12
		1	6/4	8/4	5 084	5 084	96							T/P	8 356	0	137	19	22
		1	29/11	2/12	26 313	26 313	3 310							T/P	38 726	5 873	659	19	19
		1	2/5	5/5	3 150	3 150	60							T/P	6 400	120	337	19	4
		1	11/10	14/10	2 772	2 772	53							T/P	21 417	1 839	139	19	4
		1	13/12	16/12	3 514	3 514	0							T/P	4 000	0	204	19	8
		1	20/9	23/9	8 068	8 068	140							T/P	9 249	633	189	19	13
		1	8/3	11/3	1 852	1 852	82							T/P	3 644	108	367	19	18
		1	27/9	29/9	1 942	1 942	388							T/P	2 784	498	593	19	19
		1	7/6	10/6	7 890	7 890	1 160							T/P	11 682	793	351	19	10
		1	13/9	16/9	3 504	3 504	428							T/P	6 929	544	659	19	19
		1	14/6	17/6	1 358	1 358	302							T/P	1 176	138	341	19	1
		1	30/5	2/6	624	624	12							T/P	1 088	29	599	19	18
		1	6/12	9/12	11 703	11 703	543							T/P	21 579	2 956	351	19	4

2012 EVENTS BY CITY

	Interval Year	Opening date	Closing date	Space				Exhibitors				Visitors		Organizer	Auditor	Industry sector			
				Rented Space (sq.m)				Exhibitors with their own stands		Represented firms		Admission for Trade/Public							
				Total	Halls		Open air		from ... countries	Total	Foreign		Total				Foreign	Total	Foreign
					Total	Foreign	Total	Foreign											
İstanbul (TR)																			
	1	14/3	18/3	15 025	15 025	80				191	4			T/P	12 020	567	188	19	4
	1	2/10	7/10	21 788	21 788	2 043				348	77			T/P	44 370	1 479	188	19	19
	1	8/3	10/3	4 878	4 878	0				115	0			T/P	14 370	2 800	371	19	25
	1	31/10	2/11	6 000	6 000	0				132	0			T/P	15 128	3 000	371	19	25
	1	16/10	17/10	800	800	570				26	19			T/P	911	494	30	19	9
	1	28/11	30/11	2 975	2 975	20				66	1			T/P	3 271	106	264	19	26
	1	18/10	20/10	4 368	4 368	492				126	9			T/P	11 672	127	369	19	20
	1	13/9	16/9	4 613	4 613	0				68	0			T/P	15 750	1 890	331	19	19
	1	11/10	14/10	8 681	8 681	1 407				276	107			T/P	15 481	1 613	60	19	17
	1	11/10	14/10	753	753	645				50	48			T/P	2 748	386	59	19	17
	1	18/2	25/2	34 403	34 403	154				655	5			T/P	64 985	1 755	659	19	3
	1	14/3	18/3	26 793	26 793	72				214	3			T/P	65 686	4 306	659	19	5
	1	18/7	21/7	596	596	0				47	0			T/P	15 411	0	204	19	8
	1	10/10	11/10	424	424	228				45	35			T/P	3 823	2 221	106	19	21
	1	13/9	14/9	600	600	400				20	5			T/P	498	219	30	19	10
	1	29/3	1/4	13 425	13 425	1 324				312	82			T/P	75 669	2 857	336, 333	19	18
	1	29/3	1/4	9 716	9 716	479				274	34			T/P	75 669	2 857	336, 333	19	18
	1	29/3	1/4	5 516	5 516	808				149	52			T/P	75 669	2 857	336, 333	19	19
	1	29/3	1/4	2 097	2 097	168				43	6			T/P	75 669	2 857	336, 333	19	26
	1	2/2	5/2	15 263	15 263	820				591	45			T/P	43 817	1 906	336, 333	19	19
	1	2/2	5/2	2 222	2 222	202				145	13			T/P	43 817	1 906	336, 333	19	19
	1	2/2	5/2	4 486	4 486	136				191	10			T/P	43 817	1 906	336, 333	19	19
	1	13/10	17/10	18 535	18 535	95				380	3			T/P	61 543	6 904	547	19	1
	1	13/10	13/10	1 035	1 035	913				34	30			T/P	1 423	9	27	19	8
	1	3/2	5/2	3 713	3 713	0				140	0			T/P	56 000	280	506	19	25
İzmir (TR)																			
	1	14/4	22/4	5 082	5 082	39				293	3			T/P	332 000	50	659	19	3
	1	11/10	14/10	7 656	7 656	115				267	4			T/P	27 810	822	693	19	5
	1	8/3	11/3	3 278	3 278	0				189	0			T/P	8 620	215	691	19	18
	1	20/9	23/9	6 201	6 201	37				233	3			T/P	52 487	2 324	494	19	1
	1	20/9	23/9	10 906	10 906	213				258	11			T/P	95 712	2 951	494	19	1
	1	17/4	17/4	1 005	1 005	689				75	57			T/P	1 205	6	27	19	8
	1	9/10	9/10	907	907	645				53	34			T/P	1 813	8	27	19	8
	1	5/1	8/1	10 702	10 702	0				147	0			T/P	10 355	184	378	19	25
	1	31/5	3/6	6 206	6 206	0				128	0			T/P	9 048	146	378	19	25
	1	1/11	4/11	5 479	5 479	0				69	0			T/P	5 000	20	378	19	10
	1	12/4	15/4	2 123	2 123	12				108	1			T/P	4 384	14	377, 64	19	2
	1	6/3	6/3	1 000	1 000	800				28	23			T/P	750	0	198	19	8
	1	8/11	8/11	1 000	1 000	800				28	23			T/P	650	0	198	19	8
	1	4/10	6/10	180	180	0				12	0			T/P	1 180	0	351	19	5
	1	7/6	9/6	4 042	4 042	422				237	33			T/P	3 516	719	87	19	1
	1	20/3	20/3	400	400	372				82	76			T/P	2 000	0	370	19	8
	1	4/10	4/10	400	400	372				81	75			T/P	2 600	0	370	19	8
	1	15/2	18/2	13 780	13 780	328				188	14			T/P	14 955	902	378	19	25
	1	25/5	27/5	7 032	7 032	0				134	0			T/P	10 146	430	201	19	5
	1	22/3	25/3	932	932	0				55	0			T/P	13 400	0	299	19	14
	1	21/11	25/11	5 743	5 743	0				151	0			T/P	9 684	46	378	19	3

2012 EVENTS BY CITY

	Interval Year	Opening date	Closing date	Space				Exhibitors				Visitors				Organizer	Auditor	Industry sector		
				Rented Space (sq.m)				Exhibitors with their own stands		Represented firms		Admission for Trade/Public	Total							
				Total	Halls		Open air		from ... countries	Total	Foreign		Total	Foreign	Total				Foreign	
	Total	Foreign	Total	Foreign		Total	Foreign	Total	Foreign		Total	Foreign								
İzmir (TR)																				
	1	31/8	9/9	74 336	74 336	1 035					1 090	116			T/P	1 622 090	424	378	19	27
	1	3/2	6/2	4 690	4 690	0					125	0			T/P	3 510	125	306	19	24
Jönköping (S)																				
	1	21/3	24/3	44 655	44 655	1 654					1 163	73			T/P	57 178	5 350	378	19	19
	1	4/4	8/4	12 072	12 072	0					184	0			T/P	24 528	294	201	19	12
	1	15/2	18/2	934	934	0					30	0			T/P	14 955	902	378	19	25
	1	19/4	22/4	3 961	3 961	0					98	0			T/P	4 384	129	378	19	2
	1	10/5	13/5	4 501	4 501	33					156	2			T/P	4 126	101	378	19	19
	1	6/12	9/12	10 827	10 827	694					778	23			T/P	25 915	306	377, 335	19	6
Bilspport Performance & Custom Motor Show																				
	1	6/4	9/4	17 498	17 315				183		6	237		832	P	58 672		290	16	16
	2	8/5	11/5	3 581	3 581					5	108		144	T	7 270		208	16	19	
	1	17/10	18/10	4 927	4 927					10	149		15	T	4 299		208	16	3	
	1	5/9	9/9	33 122	33 010				112	8	139		13	P	35 678		208, 344, 116	16	3	
	1	17/10	18/10	174	174					1	10			T/P	3 056		208	16	2	
	3	17/10	18/10	4 364	4 364					5	86		13	T	3 056		208	16	2	
	3	8/5	11/5	3 515	3 515					10	121		258	T	6 919		208	16	19	
	2	8/5	11/5	1 728	1 728					6	72		104	T	6 051		208	16	19	
Elmia Underleverantör - Elmia Subcontractor																				
	1	6/11	9/11	17 991	17 991					30	1 135		322	T	14 115		208	16	19	
Elmia Äldre																				
	2	21/3	23/3	1 092	1 082				10	2	86			T	2 361		208	16	22	
GIT																				
	1	27/3	29/3	1 118	1 118					4	52			T	1 250		208	16	4	
Lastbil - Truck Exhibition																				
	2	22/8	25/8	69 349	12 989				56 360	14	434		129	T	38 786		208	16	26	
PRomotion EXPO, höst																				
	1	15/8	17/8	4 001	4 001					6	167		231	T	1 989		208, 526	16	4	
PRomotion EXPO, vår																				
	1	18/1	20/1	4 895	4 895					6	194		345	T	2 393		208, 526	16	4	
World Bioenergy																				
	2	29/5	31/5	6 242	3 042				3 200	19	140		6	T	2 114		208	16	22	
Jyväskylä (SF)																				
	1	16/3	18/3	5 780	5 645				135	2	273		86	P	19 139		382	17	5	
	2	1/2	3/2	9 260	9 260				0	5	236		636	T	14 055		383	17	21	
	2	20/11	22/11	3 792	3 666				126	3	167		64	T	3 328		382	17	19	
	1	1/12	2/12	2 917	2 917				0	3	277		0	P	16 953		382	17	3	
	1	30/3	1/4	2 250	2 250				0	2	145		103	P	16 348		383	17	8	
	1	24/10	27/10	18 584	14 311				4 273	7	212		127	T	16 768		383	17	1	
	1	1/8	4/8	7 584	458				7 126	7	42		0	T/P	56 904		382	17	16	
	2	10/10	12/10	4 312	4 312				0	2	133		632	T	6 106		383	17	21	
	1	31/3	1/4	3 471	3 471				0	2	136		20	P	13 944		383	17	3	
<i>Note: visitors inc. in Jyväskylä Kirjamesut 2012, Viini 2012, Ruoka 2012</i>																				
Kakolewo (PL)																				
	1	1/6	3/6	37 457	0	0	37 457	3 019	4	150	4			T/P	16 000		472	5	1	
Karlsruhe (D)																				
	1	9/2	12/2	10 885	10 885	354	0			7	329	15		P	20 627		384	11	27	
	2	15/2	17/2	2 276	2 276	946	0			23	141	59		T	2 151	1 134	384	11	21, 26	
	1	31/1	2/2	2 225	2 225	315	0			11	201	30		T	5 559	306	384	11	8	
Katowice (PL)																				
	1	20/1	21/1	75	75	0	0	0	0	1	15	0		T	free entry		698	5	22	
	1	29/2	1/3	480	478	15	2	0	2	40	1			T	free entry		698	5	17	
	1	28/9	30/9	857	857	73	0	0	0	4	34	3		T	613		472	5	5	
Kayseri (TR)																				
	1	1/11	4/11	2 200	2 200	550					55	11		T/P	6 700	134	595	19	6	
	1	25/4	29/4	12 991	12 991	9					107	1		T/P	38 764	427	659	19	12	
	1	31/5	3/6	3 571	3 571	0					85	0		T/P	14 235	0	659	19	12	
	1	29/3	1/4	20 000	20 000	0					250	0		T/P	210 000	0	83	19	1	
Kazan (RU)																				
	1	19/6	21/6	1 359	1 257	144	102	0	4	101	16	7	0	T/P	6 370	250	385	15	19	
	1	24/4	27/4	5 642	2 732	526	2 910	310	17	389	41	16	1	T/P	7 110	70	385	15	5	
Kempten (D)																				
	1	11/8	19/8	8 874	5 568	275	3 306	30	5	356	21			P	100 582		387	11	27	
Khanty-Mansiysk (RU)																				
	1	9/12	11/12	1 535	1 487	0	48	0	1	216	0	0	0	T/P	12 150	0	695	15	27	

see note

2012 EVENTS BY CITY

	Interval Year	Opening date	Closing date	Space				Exhibitors				Visitors				Organizer	Auditor	Industry sector	
				Rented Space (sq.m)				Exhibitors with their own stands		Represented firms		Admission for Trade/Public	Total						
				Total	Halls		Open air		from ... countries	Total	Foreign		Total	Foreign	Total				Foreign
	Total	Foreign	Total	Foreign		Total	Foreign	Total	Foreign		Total	Foreign							
Kielce (PL)																			
AGROTECH	1	16/3	18/3	34 565	28 997	2 185	5 568	233	13	544	58			T/P	54 413		388	5	1
AGROTRAVEL	1	20/4	2/4	2 187	2 187	111	0	0	4	73	3	68	13	T/P	incl. in DOM		388	5	6
ALARM	1	6/11	7/11	448	448	0	0	0	1	10	0			T	1 750		388	5	7
ALUMINIUM & NON-FERMET	1	25/9	27/9	298	298	100	0	0	7	25	11	2	1	T	incl. in METAL		388	5	19
AUTOSTRADA-MASZBUD-TrafficExpo-TIL-ROTRA	1	8/5	11/5	29 423	8 041	1 355	21 382	2 038	29	558	110	505	276	T	19 329		388	5	5
Beautiful Interior	1	14/9	16/9	1 054	628	0	426	0	1	84	0			P	4 437		388	5	12
Bike-Expo Kielce	1	2/10	4/10	7 046	7 043	1 037	3	0	10	166	20			P	3 254		388	5	3
Children's Time	1	2/3	4/3	2 730	2 730	194	0	0	5	72	6			T	5 760		388	5	13
CONTROL-STOM	1	27/3	29/3	322	322	10	0	0	6	22	7	15	15	T	incl. in STOM		388	5	19
CONTROL-TECH	1	25/9	27/9	338	338	43	0	0	6	36	12	30	30	T	incl. in METAL		388	5	19
DUB-IT Tuning Festival	1	14/7	15/7	1 489	91	0	1 398	0	1	12	0			P	8 571		388	5	16
DOM	1	20/4	22/4	5 595	3 573	54	2 022	6	5	209	4			P	18 728		388	5	5
EDUKACJA	1	28/3	30/3	2 639	2 639	42	0	0	3	196	9			P	11 267		388	5	8
ECOFAMILY	1	18/5	20/5	612	612	10	0	0	4	71	3			P	653		388	5	10
EKOTECH	1	6/3	8/3	725	635	51	90	0	5	41	9			T	incl. in ENEX		388	5	10
ENEX, ENEX NOWA ENERGIA	1	6/3	8/3	1 485	1 473	43	12	0	5	105	4	4	2	T	6 471		388	5	9
EURO-LIFT	2	24/10	26/10	2 199	2 143	972	56	0	17	107	65	19	9	T	1 844		388	5	26
EXPOSITIO	1	18/6	20/6	60	60	9	0	0	2	9	1			T	incl. in SACROEXPO		388	5	4
EXPO-SURFACE	1	27/3	29/3	367	367	33	0	0	3	33	2	6	4	T	incl. in STOM		388	5	19
Fishing Mania	1	16/11	18/11	43	43	0	0	0	2	9	1	0	0	P	incl. in Galop		388	5	3
Fit Style Summer	1	27/7	28/7	104	104	0	0	0	1	13	0			T	300		388	5	3
GALOP	1	16/11	18/11	182	182	0	0	0	1	10	0			P	4 175		388	5	3
Garden & You	2x1	20/4	22/4	1 262	188	8	1 074	0	2	44	1			P	incl. in DOM		388	5	3
Garden Autumn	2x1	14/9	16/9	385	27	0	358	0	1	15	0			P	incl. in Beautiful Interior		388	5	3
HUNTING	1	16/11	18/11	123	123	0	0	0	2	11	1	0	0	P	incl. in Galop		388	5	3
Interior Made in China	1	14/9	16/9	513	513	504	0	0	2	35	34			T/P	incl. in Beautiful Interior		388	5	12
International Dog Show	1	10/11	11/11	448	445	18	3	0	2	41	1			P	4 129		388	5	3
JOB Fair	1	3/4	3/4	657	657	9	0	0	2	99	1			P	1 249		388	5	8
Job, Career, Development	1	5/3	5/3	295	295	4	0	0	2	70	1			P	5 906		388	5	8
LAS-EXPO	1	16/3	18/3	1 638	762	97	876	0	2	43	1			T/P	incl. in AGROTECH		388	5	1
LOGISTYKA	1	3/9	6/9	1 249	950	9	299	0	9	51	8	6	5	T	incl. in MSPO		388	5	26
Medycyna XXI	2	19/9	21/9	324	324	41	0	0	2	33	2	0	0	T	527		388	5	22
METAL	1	25/9	27/9	2 627	2 627	287	0	0	17	171	74	103	95	T	2 020		388	5	19
MOTO-Hobby	1	16/11	18/11	1 535	1 310	70	225	0	2	19	1	0	0	P	incl. in Galop		388	5	3
MSPO	1	3/9	6/9	26 292	18 626	2 367	7 666	2 403	29	243	96	90	42	T	13 186		388	5	7
PIGEON	1	8/12	9/12	1 809	1 791	0	18	0	1	196	0			P	2 480		388	5	3
PLASTPOL	1	29/5	1/6	12 657	12 130	3 042	527	110	30	709	355			T	17 686		388	5	17
PNEUMATICON	1	6/3	8/3	295	295	27	0	0	4	34	6	9	4	T	incl. in ENEX		388	5	19
PSB	1	12/4	13/4	6 248	5 927	0	321	0	1	272	0			T	4 942		388	5	3
REH-MED Plus	1	12/4	14/4	945	945	6	0	0	2	74	1			T	893		388	5	22
SACROEXPO	1	18/6	20/6	3 706	3 610	407	96	0	13	275	31	4	3	T	4 867		388	5	4
Sport (Winter)	2	15/2	17/2	8 002	7 993	220	9	0	7	217	9			T	2 361		388	5	3
SPORT-OBJECTS	1	6/11	7/11	435	425	12	10	0	2	9	1			T	incl. in ALARM		388	5	5
STOM Tool/STOM-BLECH	1	27/3	29/3	3 905	3 904	426	1	0	9	153	18	211	187	T	4 077		388	5	19
STREFA HANDMADE	1	30/11	1/12	318	318	12	0	0	2	60	1	4	0	P	incl. in Wedding		388	5	3
TIWS	1	10/10	12/10	1 174	1 128	30	46	0	3	60	2	12	1	T	864		388	5	5
TRANSEXPO	1	10/10	12/10	7 975	7 427	651	548	0	12	146	29			T	4 594		388	5	26
VENUS	1	30/11	2/12	362	362	6	0	0	2	36	1			P	incl. in Wedding		388	5	14
Wedding Style	1	30/11	2/12	489	489	22	0	0	3	47	2	12	0	P	5 003		388	5	3
WELDING	1	27/3	29/3	407	407	45	0	0	4	24	5			T	incl. in STOM		388	5	19
YOUR 4 WALLS	1	14/9	16/9	84	84	0	0	0	1	10	0			P	incl. in Beautiful Interior		388	5	15
Kiev (UA)																			
Agro Animal Show	1	7/2	10/2	2 208	2 165	1 068	43	0	12	135	73			T/P	incl. in InterAgro		389	3	1
Bakery and Confectionery Industry	1	3/4	5/4	890	886	153	4	0	3	51	15			T/P	incl. in FoodExpo		389	3	2
Bezpeka 2012	1	23/10	26/10	2 831	2 825	211	6	0	8	149	14			T	7 247		218	3	7
Comfort House / Country Living	1	18/9	21/9	2 598	2 151	111	447	0	5	227	5			T/P	9 293	63	389	3	5
Design Living Tendencies (DLT)	1	3/10	6/10	6 804	6 795	2 517	9	0	7	247	52			T/P	16 140	208	389	3	12
elcom Ukraine 2012	1	17/4	20/4	8 370	8 088	2 219	282	0	13	364	110			T	12 042		218	3	21
Food Expo	1	3/4	5/4	1 066	1 066	293	0	0	10	107	39			T/P	7 734	248	389	3	2
Franchising 2012	1	28/2	2/3	372	372	19	0	0	2	50	3			T	incl. in Industrial Cold		218	3	4
Fruit, Vegetables, Logistics	1	21/11	23/11	1 489	1 419	169	70	35	10	86	10			T/P	3 887	89	389	3	1

2012 EVENTS BY CITY

	Interval Year	Opening date	Closing date	Space				Exhibitors						Visitors				Organizer	Auditor	Industry sector
				Rented Space (sq.m)				Exhibitors with their own stands			Represented firms			Admission for Trade/Public	Total					
				Total	Halls		Open air		from ... countries	Total	Foreign	Total	Foreign		Total	Foreign				
Kraków (PL)																				
	1	22/9	23/9	154	154	16	0	0	2	32	2				T/P	613		629	5	3
	1	25/10	28/10	3 234	3 234	52	0	0	14	562	38				P	33 521		629	5	8
	1	27/11	28/11	588	588	43	0	0	5	49	5				T	788		629	5	5
	1	21/3	23/3	769	769	59	0	0	7	213	9				P	7 529		629	5	8
	1	14/11	16/11	647	647	309	0	0	15	131	74				T/P	incl. in HORECA		629	5	2
	1	16/10	18/10	3 040	3 040	218	0	0	17	189	30				T	5 742		629	5	19
	1	13/9	15/9	204	204	4	0	0	3	85	2				T	free entry		629	5	8
	1	14/11	16/11	1 741	1 741	123	0	0	12	184	21				T/P	10 220		629	5	2
	1	22/11	23/11	1 468	1 468	204	0	0	26	129	36				T	2 164		629	5	17
	1	8/3	10/3	4 098	4 079	233	19	0	19	293	65	227	224		T	11 886		629	5	22
	1	7/6	9/6	912	912	0	0	0	1	120	0				P	free entry		629	5	21
	1	25/5	26/5	454	454	27	0	0	3	101	3	2	0		T	1 398		629	5	3
	1	8/10	10/10	1 016	1 016	216	0	0	9	100	23				T	986		193	5	26
	1	12/5	13/5	3 554	3 170	0	384	0	1	144	14				P	11 346		629	5	16
	1	5/6	6/6	220	220	15	0	0	3	24	2				T	571		193	5	5
Krasnodar (RU)																				
	1	25/4	27/4	695	594	111	101	3	6	65	9	19	1		T	7 042	141	523	15	4, 19
Kütahya (TR)																				
	1	19/4	22/4	6 401	6 401	0				148	0				T/P	97 565	0	299	19	1
	1	24/8	7/9	2 767	2 767	0				71	0				T/P	89 325	0	299	19	27
LA ROCHE SUR FORON (F)																				
	1	28/4	8/5	27 200	16 385	698	10 815	20	9	524	21	1 248	452		P	84 319	0	72	10	27
	2	6/3	9/3	9 861	9 861	1 030	0	0	7	251	38	284	166		T	10 445	1 543	72	10	19
LA ROCHE SUR YON (F)																				
	1	8/12	8/12	204						34					P	10 007	0	326	9	8
LA ROCHELLE (F)																				
	1	9/11	11/11	2 946	2 946	18	0	0	1	166	1	0	0		P	5 947	0	150	10	3
	1	3/10	5/10	16 718	9 308	96	7 410	370	4	364	10	364	10		T	6 303	238	248	10	3
	1	15/6	15/6	159						14					T	241	0	516	9	1
	1	26/10	29/10	2 384						139	0				P	10 076	0	412	9	12
	1	31/8	9/9	29 062	11 494	2 538	17 568	150	7	423	12	0	0		P	53 112	0	150	10	27
	1	9/11	11/12	933	933	0	0	0		87	0	0	0		P	8 155	0	150	10	2
	1	17/2	19/2	1 368						103	0				P	3 356	0	412	9	15
	1	7/12	9/12	1 389						61	0				P	7 585	0	400	9	3
	1	23/11	24/11	417	417	0	0	0		48	0	48	0		P	17 113	0	73	10	3
	1	19/1	21/1	1 128	1 128	0	0	0		119	0	119	0		P	9 886	0	398	10	8
	1	30/3	1/4	3 685	3 545	48	140	0	1	165	1	0	0		P	4 885	4 885	150	10	12
	1	24/2	26/2	2 242						231	5				P	8 594	0	412	9	2
	1	16/10	17/10	1 008						101					P	4 580	0	82	9	4
	1	19/9	24/9	27 477	4 924	521	22 553	2 348	20	519	50	404	255		T/P	64 288	1 431	320	10	26
	1	13/4	15/4	10 558	570	570	9 988	9 418		25	0	0	0		P	2 478	0	150	10	26
Lahti (SF)																				
	1	14/9	16/9	13 625	13 367		258		5	76		51			P	15 372		399	17	3
	1	28/1	29/1	453	453		0		1	70		0			P	1 103		399	17	3
	1	22/11	22/11	570	570	0	0	0	1	37		10			T	1 007		399	17	4
	2	20/4	22/4	2 780	2 737		43		4	159		29			P	9 780		399	17	3
	1	9/3	11/3	6 163	6 085		78		2	309		58			T/P	23 535		399	17	5
	2	14/11	16/11	1 317	1 317		0		2	64		4			T	3 038		399	17	5
Lappeenranta (SF)																				
	1	25/6	8/7	3 204	1 927		1 277		1	72		0			P	30 402		639	17	5
Las Palmas de Gran Canaria (E)																				
	2	6/12	9/12						1	150	0	0	0		P	8 208	0	357, 250	13	3
	1	13/6	17/6	3 815	3 815	0	0	0	1	108	0	0	0		P	17 144	0	357	13	24, 25
	1	26/10	28/10						1	9	0	0	0		P	2 579	0	357, 297	13	16
	1	12/10	14/10	1 716	1 092	0	0	0	1	65	0	0	0		P	4 958	0	357	13	1
<i>Note: the total net space includes some special show area which is not included in the "halls" or "open air" figures</i>																				
LAVAL (F)																				
	1	3/2	5/2	675	675	0	0	0		35	0	0	0		P	455	0	312	10	12
	1	17/5	21/5	6 760	3 271	0	3 489	0		172	0	0	0		P	21 397	0	402	10	27
	1	19/10	21/10	3 488	3 488	48	0	0	1	177	1	0	0		P	9 321	0	402	10	12
	1	4/2	6/2	361	361	0	0	0		28	0	0	0		P	1 362	0	312	10	2

see note

2012 EVENTS BY CITY

	Interval	Year	Opening date	Closing date	Space					Exhibitors					Visitors			Organizer	Auditor	Industry sector
					Rented Space (sq.m)					Exhibitors with their own stands			Represented firms		Admission for Trade/Public	Total				
					Total	Halls		Open air		from ... countries	Total	Foreign	Total	Foreign		Total	Foreign			
LE HAVRE (F)																				
ANTIQUAIRES - BROCANTEURS	1	23/3	25/3	1 593						84				P	1 096	0	7	9	3	
HABITAT	1	9/3	12/3	2 254	2 242	0	12	0		135	0	0	0	P	6 682	0	483	10	12	
VIDE GRENIER - COLLECTIONNEURS	1	7/4	8/4	2 114						158				P	4 125	0	7	9	3	
VIDE GRENIERS - COLLECTIONNEURS	1	24/11	25/11	1 875						282				P	5 023	0	7	9	3	
VINS ET GASTRONOMIE	1	25/2	27/2	1 570	1 570	0	0	0		136	0	0	0	P	14 238	0	312	10	2	
LE MANS (F)																				
BELLE BROCANTE	1	7/1	8/1	937						61				P	4 852	0	497	9	3	
PUCES DE PRINTEMPS	1	25/2	26/2	1 603						84	2			P	4 179	0	497	9	3	
RESPIRE LA VIE	1	2/3	4/3	1 681						170	4			P	8 117	0	412	9	2	
VEHICULES OCCASION	1	7/4	8/4	4 100						8				P	2 486	0	549	9	26	
VINS ET GASTRONOMIE	1	7/12	9/12	701	701	0	0	0		68	0	0	0	P	6 169	0	312	10	2	
Leipzig (D)																				
CADEAUX Leipzig - Gifts and Lifestyle Ideas (Spring)	1	25/2	27/2	8 249	8 249	430	0			11	276	22	3	T	7 836		404	11	13	
CADEAUX Leipzig - Gifts and Lifestyle Trends / COMFORTEX- Interior Design (Autumn)	1	1/9	3/9	12 927	12 927	1 035	0			14	453	56	8	T	9 395		404	11	13	
denkmal - European Trade Fair for Conservation, Restoration and Old Building Renovation	2	22/11	24/11	8 259	8 259	2 260	0			14	459	115	3	T/P	12 093	1 161	404	11	5	
FACHDENTAL Leipzig - Show for dental surgeries and laboratories	1	7/9	8/9	4 277	4 277	420	0			11	228	23	3	T	4 214		401	11	22	
HAUS-GARTEN-FREIZEIT - Leipzig Fair Home - Garden - Leisure - The consumer fair for the whole family/ Central German Handicrafts Fair/Beach & Boat	1	11/2	19/2	27 414	27 414	1 899	0			17	1 169	84	1	P	170 015		404	11	27	
MIDORA LEIPZIG - TRADE FAIR FOR WATCHES AND JEWELLERY	1	1/9	3/9	3 502	3 502	157	0			4	127	7		T	1 938		404	11	24	
Mittelständischer Unternehmertag - Exhibition of medium sized business	1	11/10	11/10	1 305	1 245	43	60			3	137	3		T	1 456		411	11	19	
modell-hobby-spiel - models-hobbies-games. Exhibition for Modelling, Model Railways, Creative Art and Play	1	5/10	7/10	19 293	18 843	974	450			14	593	52	3	P	95 143		404	11	3	
ORTHOPAÉDIE + REHA-TECHNIK - International Trade Show and World Congress for Prosthetics, Orthotics, Orthopaedic Footwear Technology, Compression Therapy and Rehabilitation Technology	2	16/5	19/5	16 071	16 071	4 488	0			39	536	247		T	18 868	7 057	404	11	22	
Leipziger Tierärztekongress - Leipzig Veterinary Congress with Industrial Exhibition vetexpo	2	19/1	21/1	2 891	2 891	105	0			6	180	7	2	T	9 300	856	404	11	1,22	
Touristik & Caravanning International / abgefahren - Die Messe rund ums Rad	1	21/11	25/11	34 900	34 900	1 544	0			39	1 029	158	176	44	P	61 959		641	11	3,6
Liège (BE)																				
HABITAT	1	23/11	2/12	10 610	10 610					6	230	11	700	45	P	41 134	511	287		5, 12
JARDINEXPO	1	23/2	26/2	7 875	7 875					4	112	7	350	25	P	20 267	284	287		2, 3, 12
VERT BLEU SOLEIL	1	9/2	12/2	10 250	10 250					96	110	66	250	160	P	18 044	450	287		3, 6, 15
LILLE (F)																				
AMENAGO	1	3/11	11/11	5 603	5 603	411	0	0	2	172	12	172	12	P	25 065	0	314	10	12	
BRICO ET HABITAT	1	20/6	21/6	1 131						100	23			P	222	17	323	9	5	
CHOCOLAT	1	9/3	11/3	559	559	60	0	0	2	38	5	38	5	P	18 303	0	224	10	2	
CONSTRUIRE NATUREL	1	1/11	4/11	961	961	165	0	0	1	65	8	0	0	P	3 256	0	314	10	12	
CRÉER	1	10/9	12/9	2 582	2 582	27	0	0	2	176	2	0	0	P	12 048	112	408	10	27	
ENERGIES FROID	1	14/11	15/11	1 008						71	9			T	588	25	165	9	10	
ENVIES CULINAIRES	1	8/11	11/11	656	656	50	0	0	1	50	3	0	0	P	8 594	0	314	10	2	
ENVIRONORD	1	10/6	12/6	2 412	2 412	207	0	0	5	112	16	0	0	T	5 196	232	314	10	10	
FOM	1	15/3	17/3	156	156	0	0	0	0	15	0	0	0	T	240	0	144	10	22	
ID CREATIVES	1	4/10	7/10	832	832	68	0	0	4	69	7	0	0	P	11 780	0	314	10	3	
IMMOTISSIMO	1	3/3	4/3	4 281	4 281	196	0	0	2	123	8	123	8	P	8 363	0	314	10	15	
LES ASSISES DE GYNÉCOLOGIE ET OBSTÉTRIQUE	1	26/1	27/1	225	225	18	0	0	3	32	3	0	0	T	780	93	408	10	22	
LILLE ART FAIR	1	12/4	15/4	4 418	4 418	1 018	0	0	7	117	21	0	0	T/P	18 784	0	408	10	3	
NORBAT	1	21/3	23/3	7 453						375	39			T	12 924	216	230	9	5	
SALON STUDYRAMA DES ETUDES SUPERIEURES - POLE ALTERNANCE	1	17/2	18/2	288						42				P	4 806	0	326	9	8	
SALONS CE LILLE	2X1	21/2	22/2	1 301	1 301	73	0	0	1	151	5	0	0	T	2 526	0	147	10	4	
SALONS CE LILLE	2X1	11/9	12/9	1 157	1 157	78	0	0	1	158	14	0	0	T	2 305	0	147	10	4	
SFETD	1	21/11	24/11	546	546	0	0	0	0	32	0	0	0	T	2 165	259	144	10	22	
TENDANCES HABITAT	1	30/3	2/4	3 336	3 336	273	0	0	1	143	9	0	0	P	8 415	0	314	10	12	
TISSU PREMIER	2X1	18/1	19/1	1 679	1 679	796	0	0	7	134	69	0	0	T	3 579	1 110	221	10	25	
TOURISSIMA	1	10/2	12/2	2 237	2 237	492	0	0	12	268	39	0	0	P	20 851	0	147	10	6	
VINS DES VIGNERONS INDEPENDANTS	1	16/11	19/11	3 623	3 623	0	0	0	0	590	0	0	0	P	51 347	0	680	10	1	

2012 EVENTS BY CITY

	Interval Year	Opening date	Closing date	Space						Exhibitors						Visitors				Organizer	Auditor	Industry sector
				Rented Space (sq.m)						Exhibitors with their own stands			Represented firms			Admission for Trade/Public						
				Total	Halls		Open air			from ... countries	Total	Foreign	Total	Foreign	Total	Foreign	Total	Foreign				
LIMOGES (F)																						
	1	11/5	20/5	19 080	5 836	126	13 244	0	4	345	7	0	0	P	53 033	0	288	10	27			
	1	27/9	30/9	2 923	2 748	0	175	0		147	0	147	0	P	11 779	0	535	10	12			
	1	21/1	21/1	192						34				P	3 672	0	326	9	8			
	1	24/2	26/2	1 244	1 244	0	0	0		169	0	0	0	P	14 343	0	122	10	2			
Lisbon (P)																						
	1	22/3	25/3	875	875	27	0	0	4	61	3	0	0	T/P	2 222	5	272	2	9			
	1	25/10	27/10	828	828	27	0	0	2	46	2	0	0	T/P	1 446	4	272	2	4			
	1	29/2	4/3	14 078	13 621	2 112	457	0	44	744	160	0	0	T/P	50 189	887	272	2	3, 6			
	1	30/6	8/7	9 945	9 945	3 015	0	0	30	459	156	0	0	P	103 029	0	272	2	13			
	1	7/12	9/12	2 304	2 295	36	9	0	2	59	1	0	0	P	9 647	0	272	2	27			
	1	14/3	17/3	5 846	5 669	274	177	0	16	442	24	0	0	P	52 926	0	272	2	8			
	1	6/10	14/10	5 949	5 787	54	162	0	5	148	4	0	0	T/P	24 886	22	272	2	12			
	1	5/12	9/12	598	526	0	72	0	1	29	0	0	0	P	6 982	0	272	2	3			
	1	20/4	22/4	984	984	18	0	0	2	34	1	0	0	P	ind. in MOTORCLASSICO		272	2	16			
	1	20/4	22/4	3 501	3 303	432	198	0	5	88	11	0	0	P	11 730	0	272	2	16			
	1	1/12	9/12	2 109	2 019	45	90	0	4	175	3	0	0	P	13 896	0	272	2	13			
	1	8/2	12/2	7 315	7 141	252	174	0	18	149	12	0	0	P	33 154	0	272	2	3			
	1	29/3	1/4	3 465	3 465	243	0	0	16	129	36	0	0	T	6 099	8	272	2	11, 13			
	1	10/2	12/2	653	653	0	0	0	1	46	0	0	0	P	19 219	0	272	2	3			
	1	5/12	9/12	2 085	2 085	0	0	0	4	73	2	0	0	P	5 362	0	272	2	3, 22			
	1	9/10	14/10	2 920	2 920	45	0	0	3	59	2	0	0	T/P	8 378	4	272	2	15			
	1	8/5	12/5	10 853	10 238	684	615	0	14	357	48	0	0	T/P	21 852	393	272	2	5			
LISIEUX (F)																						
	1	13/1	15/1	1 122						81				P	2 133	0	669	9	3			
	1	13/4	15/4	1 038						77				P	1 963	0	669	9	3			
	1	18/2	19/2	168						18				P	969	0	669	9	3			
Ljubljana (SI)																						
	1	6/11	11/11	6 648	6 648	275	0	0	6	172	10	77	71	T/P	18 611	0	319	1	12			
Lleida (E)																						
	1	26/12	4/1	4 831	4 831	0	0	0	1	40	0			P	9 890	0	276	13	3			
	1	2/4	5/4	819	819	0	0	0	1	16	0			P	2 048	0	276	13	3			
	1	9/11	11/11	1 252	1 252	0	0	0	1	87	0			P	426	0	276	13	3			
	1	27/9	30/9	2 482	1 822	238	480	0	5	53	8			T	11 765		276	13	1			
	1	23/2	25/2	1 122	1 122	0	0	0	1	40	0			T			276	13	8			
	1	24/3	25/3	1 636	1 636	0	0	0	1	36	0			P			276	13	16			
	1	23/11	25/11	1 294	1 294	0	0	0	1	19	0			P	1 325	0	276	13	3			
	1	3/2	5/2	3 278	3 043	0	235	0	1	26	0			P			276	13	16			
	1	14/4	15/4	1 291	1 291	0	0	0	1	15	0			P	3 066	0	276	13	3			
	1	14/4	15/4	1 037	1 037	0	0	0	1	49	0			P	ind. in CUCALOCUM PRIMAVERA		276	13	3			
	1	27/9	30/9	15 400	3 254	0	12 146	33	2	170	1			T			276	13	1			
<i>Note: the total net space includes some special show area which is not included in the "halls" or "open air" figures</i>																						
Lódz (PL)																						
	1	16/11	18/11	3 428	3 428	160	0	0	7	161	7			T	7 736		366	5	3			
	1	7/9	8/9	346	346	9	0	0	2	36	1			T	free entry		698	5	22			
	1	16/2	19/2	3 939	3 553	0	386	0	1	268	0			T/P	13 262		366	5	5			
	1	23/3	25/3	808	808	0	0	0	1	64	0			P	2 507		366	5	3			
	1	20/9	22/9	2 905	2 885	100	20	0	7	222	28			T/P	6 016		366	5	22			
	1	23/11	24/11	806	806	80	0	0	5	51	5			T	1 021		366	5	5			
	1	21/4	22/4	627	627	0	0	0	1	86	0			T	1 623		366	5	3			
Longarone (I)																						
	1	2/12	5/12	6 276	6 260	930	16		5	160	31	14	13	T/P	25 849	8 297	413	6	2			
LONS LE SAUNIER (F)																						
	1	14/9	17/9	1 251	1 251	0	0	0		90	0	90	0	P	7 244	0	529	10	15			
LORIENT (F)																						
	1	1/12	2/12	1 287	1 287	0	0	0		61	0	0	0	P	2 313	0	587	10	3			
	1	26/10	29/10	6 381	6 381	0	0	0		25	0	0	0	P	6 571	0	587	10	26			
	1	22/9	24/9	880	880	0	0	0		53	0	0	0	P	2 870	0	312	10	10			
	1	24/3	26/3	2 280	2 280	0	0	0		124	0	0	0	P	3 591	0	312	10	12			
	1	10/11	12/11	3 612						210	0			P	10 580	0	173	9	2			
Lublin (PL)																						
	1	23/11	25/11	208	208	0	0	0	1	18	0			T	1 173		414	5	21			
	1	27/10	28/10	5 731	5 007	351	724	0	7	139	8			T	6 570		415	5	1			

see note

2012 EVENTS BY CITY

	Interval Year	Opening date	Closing date	Space						Exhibitors						Visitors				Organizer	Auditor	Industry sector
				Rented Space (sq.m)						Exhibitors with their own stands			Represented firms			Admission for Trade/Public	Total					
				Total	Halls		Open air		from ... countries	Total	Foreign	Total	Foreign	Total	Foreign		Total	Foreign				
	Total	Foreign	Total	Foreign																		
Lublin (PL)																						
Autosalon, Bass&Tuning	1	21/4	22/4	3 314	2 961	0	353	0	1	63	0			P	7 087		414	5	16			
Diet and Health	1	23/3	25/3	482	482	0	0	0	1	39	0			P	1 302		414	5	2			
DRUK EXPO	1	23/11	25/11	267	267	0	0	0	1	17	0			T	incl. in 3D		414	5	11			
EcoEXPO	1	27/9	29/9	216	176	0	40	0	1	20	0			P	402		414	5	10			
EDEN	1	11/5	13/5	1 178	1 178	0	0	0	1	73	0			P	6 010		414	5	3			
EDUKACJA	1	21/2	22/2	616	616	0	0	0	1	109	0			P	12 548		414	5	8			
ENERGETICS	1	13/11	15/11	1 645	1 612	12	33	0	4	119	8			T	4 326		414	5	19			
INFOSTRADA	1	13/11	15/11	421	416	12	5	0	2	25	1			T	incl. in ENERGETICS		414	5	21			
Job Fair	1	7/3	7/3	284	284	68	0	0	2	61	17			T	8 354		414	5	8			
KLASY	1	7/9	9/9	40	40	0	0	0	1	29	0			P	2 665		414	5	8			
LUBDOM	1	13/4	15/4	3 540	3 080	15	460	6	4	186	3			P	6 022		414	5	5			
LUBDREW	1	19/10	21/10	661	559	20	102	0	2	35	1			T	1 237		414	5	5			
LUBSACRO	1	21/0	4/10	449	449	4	0	0	2	53	1			T	893		414	5	4			
LUBTECH	1	19/10	21/10	601	491	12	110	0	2	31	1			T	incl. in LUBDREW		414	5	19			
OD-TECH	1	19/10	21/10	39	39	24	0	0	2	3	2			T	incl. in LUBDREW		414	5	5			
Real Estate	1	13/4	15/4	184	184	0	0	0	1	28	0			P	incl. in LUBDOM		414	5	4			
Tourism	1	21/4	22/4	217	187	0	30	0	1	21	0			P	incl. in Autosalon		414	5	6			
Wedding	1	17/11	18/11	473	473	0	0	0	1	79	0			P	5 257		414	5	3			
ZOOPARK	1	17/3	18/3	2 318	2 022	12	296	4	3	45	2			P	22 108		414	5	3			
Lucca (I)																						
MIAC	1	10/10	12/10	3 156	3 156	557			19	128	30	142	90	T/P	3 902	818	196	6	19			
Luxembourg (LUX)																						
Dogexpo	1	31/3	1/4	8 603	8 603	815			10	45	41			T/P			417		3			
Foire d'Automne	1	13/10	21/10	15 986	15 986	6 151			8	403	207			P	44 899		417	14	5			
Foire de Printemps	1	5/5	13/5	14 016	14 016	4 615			9	385	190			P	64 494		417	14	2			
Salon d'Art et d'Antiquités	1	3/2	6/2	2 465	2 465	2 190			7	109	99			P	5 000		417		3			
Vakanz	1	20/1	22/1	6 407	6 407	2 480			28	160	126			P	24 656		417		3			
Lviv (UA)																						
Dental Ukraina	1	25/10	27/10	1 425	1 425	91	0	0	8	103	16	279	266	T	5 463		303	5	22			
Woodprocessing	1	22/5	25/5	1 207	908	110	299	0	8	115	13	155	145	T	3 087		303	5	5			
LYON - VILLEURBANNE (F)																						
SALON VOCATIS DE L'EVOLUTION PROFESSIONNELLE	1	28/1	28/1	210						35				P	2 182	0	326	9	8			
BABY	1	3/3	4/3	1 260						68	5			P	10 281	0	246	9	3			
MASTERS ET 3EME CYCLES	1	16/3	17/3	489	489	21	0	0	1	48	2	0	0	P	6 536	0	324	10	8			
SALON STUDYRAMA DE L'ORIENTATION ET DE LA POURSUITE D'ETUDES - POLE ALTERNANCE	1	2/3	3/3	630						61				P	3 780	0	326	9	8			
LYON (F)																						
ARCHITECT AT WORK	1	20/9	21/9	1 764						144	36			T	3 093	46	230	9	5			
CLASSE EXPORT	1	4/12	5/12	1 622						127	22			T	3 624	0	134	9	4			
Congrès P.A.C.T.E. "PRO et Cie"	1	15/9	17/9	6 358						108				T	1 052	0	527	9	4			
CTCO	1	7/2	9/2	8 024						279	86			T	6 011	537	1	9	4			
EPOQU'AUTO	1	9/11	11/11	17 871						526	44			P	37 606	0	34	9	3			
EQUIP USINE	1	19/9	20/9	1 142						88	2			T	1 456	91	323	9	19			
EQUITA	1	31/10	4/11	20 804	20 804	3 905	0	0	14	662	147	16	0	T/P	130 658	0	313	10	3			
FOIRE INTERNATIONALE	1	16/3	26/3	36 496	36 496	1 812	0	0	24	1 003	100	1	0	P	195 579	0	313	10	27			
HEXAGONE	1	16/9	17/9	1 797						102	10			T	2 944	0	609	9	4			
HOME - RESIDENCE ET BOIS	1	12/10	14/10	4 315	4 315	18	0	0		164	1	64	0	P	19 637	0	313	10	12			
ID CREATIVES	1	11/10	14/10	758	758	93	0	0	5	79	8	0	0	P	15 156	0	314	10	3			
IMMOBILIER	2X1	16/3	18/3	1 878	1 878	0	0	0		121	0	0	0	P	8 212	0	147	10	15			
JPMS	1	29/1	30/1	7 885	7 885	1 154	0	0	10	193	29	0	0	T	9 056	203	467	10	26			
L'ETUDIANT	1	13/1	15/1	4 273	4 273	111	0	0	5	431	12	0	0	P	74 920	0	324	10	8			
LOISIRS D'EAU	1	20/1	22/1	1 531						62	4			P	3 286	0	608	9	3			
MAHANA LYON	1	2/3	4/3	2 264	2 264	240	0	0	19	316	45	0	0	P	27 151	0	147	10	6			
NOVIBAT	1	12/12	14/12	3 335						257	41			T	6 263	0	580	9	5			
PISCINE	2	13/11	16/11	25 345	25 345	11 305	0	0	33	566	290	19	14	T	15 791	6 197	313	10	5			
POLLUTECH	2	27/11	30/11	54 913	53 848	9 429	1 065	25	35	1 824	428	183	115	T	62 868	8 183	543	10	10			
PRIMEVERE	1	24/2	26/2	3 167						448	7			P	21 457	0	74	9	10			
PRINT'OR	1	29/1	30/1	4 503	4 503	608	0	0	11	181	28	0	0	T	4 014	127	315	10	24			
RANDONNEUR	1	23/3	25/3	1 522						332	10			P	10 653	0	232	9	3			
R'BIKE	1	15/9	17/9	4 816	4 816	948	0	0	7	132	23	82	68	T/P	10 377	41	313	10	26			
SALON GOBILLOT	1	26/4	27/4	1 179						85	13			T	687	0	618	9	26			
SALONS CE LYON	2X1	8/3	9/3	1 573	1 573	15	0	0	1	200	2	0	0	T	2 750	0	147	10	4			

2012 EVENTS BY CITY

	Interval Year	Opening date	Closing date	Space				Exhibitors						Visitors				Organizer	Auditor	Industry sector
				Rented Space (sq.m)				Exhibitors with their own stands			Represented firms			Admission for Trade/Public	Exhibitors					
				Total	Halls		Open air		from ... countries	Total	Foreign	Total	Foreign		Total	Foreign	Total			
LYON (F)																				
	2X1	2/10	3/10	2 491	2 491	0	0	0	0	0	173	0	0	0	T	2 550	0	147	10	4
	2X1	10/9	11/9	3 510	3 510	519	0	0	11	153	20	0	0	T	1 530	0	616	10	25	
	2X1	29/8	30/8	3 510	3 510	519	0	0	11	153	20	0	0	T	1 530	0	616	10	25	
	2X1	12/3	14/3	8 435	8 435	1 198	0	0	13	303	45	0	0	T	3 552	0	616	10	25	
	1	2/2	5/2	5 429						10				P	338	0	12	9	26	
	1	20/10	28/10	11 623						27				P	4 296	0	12	9	26	
	1	2/3	4/3	1 642	1 642	0	0	0	247	0	0	0	0	P	10 297	0	680	10	1	
	1	25/10	29/10	3 425	3 425	0	0	0	557	0	0	0	0	P	61 802	0	680	10	1	
	1	11/10	14/10	536	536	0	0	0	52	0	0	0	0	P	2 384	0	312	10	2	
MACON (F)																				
	1	20/9	21/9	1 143	993	0	150	0	89	0	0	0	0	P	952	0	379	10	4	
	1	19/10	22/10	2 530	2 078	0	452	0	147	0	0	0	0	P	8 031	0	379	10	12	
	1	14/1	15/1	297	297	0	0	0	29	0	0	0	0	P	1 280	0	379	10	27	
Madrid (E)																				
	1	26/5	27/5	6 961	6 961	94	0	0	4	58	4	0	0	P	7 907	3	349	13	3	
	1	14/4	22/4	4 326	4 326	169	0	0	5	132	5	0	0	P	4 427	4	349	13	3	
	1	15/2	19/2	19 419	15 898	7 312	0	0	31	307	170	0	0	P	18 012	454	349	13	3	
	1	22/2	26/2	6 749	6 777	353	0	0	10	150	11	97	22	P	14 705	17	349	13	8	
		1/2	5/2	8 894	8 878	1 081	0	0	16	333	43	111	65	T	3 787	337	349	13	24	
	2x1	12/9	16/9	8 599	8 579	1 087	0	0	15	316	44	132	68	T	2 726	289	349	13	24	
	2	8/5	11/5	3 434	3 245	504	36	0	9	96	20	68	39	T	5 518	506	349	13	5	
	1	5/12	9/12	12 498	8 655	0	0	0	1	45	0	0	0	P	19 977	1	349	13	3	
	2	23/2	25/2	16 705	16 506	1 693	0	0	14	284	63	480	345	T	26 929	1 705	349	13	22	
	1	19/4	21/4	3 832	3 405	267	25	0	8	159	12	129	5	T/P	14 323	205	349	13	4	
	2	17/2	19/2	905	895	30	0	0	4	40	3	84	3	T	5 576	237	349	13	23	
	1	17/11	25/11	4 450	4 005	200	0	0	3	90	2	0	0	P	932	10	349	13	3	
	1	21/6	24/6	493	460	22	0	0	2	14	1	0	0	P	631	0	349	13	25	
	2	23/10	26/10	17 052	16 207	801	0	0	11	99	15	81	46	T	7 583	905	349	13	26	
	1	18/1	22/1	61 949	59 310	14 771	242	0	101	1 524	966	7 483	1 070	T/P	125 059	22 110	349	13	6	
	1	24/10	26/10	16 249	15 430	1 718	0	0	8	438	41	656	239	T	19 567	3 300	349	13	2	
	1	23/5	25/5	6 662	6 318	1 372	9	0	12	178	29	410	195	T	15 275	600	349	13	9	
		1/2	5/2	5 673	5 673	2 031	0	0	9	163	58	43	35	T	9 971	480	349	13	24	
	2x1	12/9	16/9	8 940	8 882	2 586	0	0	10	250	73	56	27	T	8 603	508	349	13	24	
		1/2	5/2	49 933	49 733	4 500	200	200	16	478	55	381	261	T	23 393	1 648	349	13	13	
	2x1	12/9	16/9	44 355	44 026	4 183	200	200	16	442	62	462	345	T	20 087	1 518	349	13	13	
	1	26/10	28/10	2 973	2 677	26	0	0	1	153	0	0	0	P	9 550	3	349	13	3	
	1	3/5	6/5	4 297	1 435	130	0	0	3	44	4	0	0	T	2 514	75	349	13	25	
	2	23/10	26/10	17 560	15 619	1 935	8	0	15	396	51	538	355	T	27 017	1 797	349	13	9	
	2x1	1/2	5/2	6 083	2 764	0	0	0	1	100	0	0	0	T			349	13	25	
	2x1	31/8	4/9	6 053	2 650	0	60	0	1	123	0	0	0	T			349	13	25	
		11/3	13/3	10 580	9 713	717	0	0	9	219	27	0	0	T	6 696	942	349	13	25	
	2x1	22/9	24/9	10 157	9 220	590	0	0	7	193	21	0	0	T	7 001	1 001	349	13	25	
	1	12/7	15/7	10 884	6 066	177	0	0	6	130	11	0	0	P	9 043	12	349	13	3	
	1	16/11	18/11	2 539	2 507	169	0	0	3	48	2	67	6	P	5 860	0	349	13	3	
	2	8/5	11/5	2 574	2 237	496	0	0	8	64	17	200	3	T	2 367	221	349	13	5	
	1	9/3	11/3	2 850	2 830	72	0	0	4	92	5	130	84	T	9 145	134	349	13	22	
	1	5/10	7/10	3 625	3 625	45	0	0	2	39	1	0	0	T	2 250	58	349	13	13	
	1	15/6	24/6	27 649	27 499	28	150	0	2	64	1	0	0	T/P	14 763	1	349	13	16	
	2	25/5	3/6	10 015	7 752	0	1 256	0	1	77	0	0	0	T/P	44 044	4	349	13	16	
	1	28/9	30/9	10 059	8 740	1 218	0	0	17	271	46	0	0	T	45 606	710	349	13	14	
	2	28/2	2/3	23 987	23 313	3 030	90	90	22	500	90	866	578	T	33 254	2 672	349	13	7	
	2x1	2/2	4/2	13 883	13 388	3 168	0	0	13	380	83	0	0	T	12 259	1 206	349	13	25	
	2x1	1/9	3/9	10 762	10 093	2 495	0	0	17	292	65	0	0	T	9 093	894	349	13	25	
	1	25/9	27/9	4 939	3 614	500	0	0	17	117	23	0	0	T	6 525	190	349	13	21	
	2	12/6	15/6	6 546	6 501	693	29	13	7	128	20	151	89	T	4 882	265	349	13	10	
	2	8/5	11/5	12 616	11 973	2 499	0	0	11	188	38	176	108	T	15 057	1 698	349	13	5	

Note 1: the total net space includes some special show area which is not included in the "halls" or "open air" figures

Note 2: FORO POSTGRADO was held between 23 & 25 February

Magdeburg (D)																				
	2	29/6	1/7	3 749	1 640	180	2 109		5	72	4			P	4 507		452	11	20	
	1	2/3	4/3	2 148	1 988	12	160		2	125	1	1		T/P	5 173		405	11	27	
	1	9/3	11/3	4 238	3 656	41	582		4	114	3			P	6 443		452	11	26	

2012 EVENTS BY CITY

	Interval Year	Opening date	Closing date	Space				Exhibitors				Visitors				Organizer	Auditor	Industry sector	
				Rented Space (sq.m)				Exhibitors with their own stands		Represented firms		Admission for Trade/Public	Total						
				Total	Halls	Open air		from ... countries	Total	Foreign	Total		Foreign	Total	Foreign				
		Total	Foreign	Total	Foreign														
Mainz (D)																			
Rheinland-Pfalz-Ausstellung - Mainz - Regional Consumer Goods Exhibition	1	17/3	25/3	14 477	11 825	511	2 652		8	724	18			P	70 549		533	11	27
Malaga (E)																			
Celebra, Feria de Bodas y Celebraciones	1	12/10	14/10	1 610	947	0	0	0	1	71	0	5	0	P	2 730	0	501	13	25
GreenCities & Sostenibilidad, 3º Salón de la Eficiencia Energética en la Edificación y los Espacios Urbanos	1	7/11	9/11	2 781	1 187	0	0	0	1	38	0	29	0	T	1 739	0	501,37	13	5, 10
Hispa Maroc	1	5/12	9/12	464	464	430	0	0	2	64	58	0	0	P	3 802	0	501	13	3
Mi Mascota, Salón del Animal de Compañía	1	19/10	21/10	3 100	447	0	0	0	1	31	0	4	0	T/P	9 722	0	501	13	3
MIMA, Muestra Infantil de Málaga	1	26/12	4/1	10 534	161	0	0	0	1	9	0	0	0	P	23 655	0	501	13	27
Natura Málaga, Feria de la Vida Saludable y Sostenible	1	25/5	27/5	21 895	1 347	24	0	0	3	90	3	0	0	P	3 429	0	501	13	10
Salón Inmobiliario del Mediterráneo	1	22/6	24/6	2 827	741	0	0	0	1	38	0	0	0	T/P	91	5	501	13	15
Ser Emprendedor, Primer foro de autoempleo	1	7/11	8/11	875	159	0	0	0	1	14	0	0	0	T			501	13	8
Transfere, 1º Foro Europeo para la Ciencia, Tecnología e Innovación	1	8/2	9/2	2 485	280	0	0	0	1	18	0	1	0	T	1 313	0	501	13	4
<i>Note: the total net space includes some special show area which is not included in the "halls" or "open air" figures</i>																			
Malatya (TR)																			
1st HUMAN RESOURCES AND EMPLOYMENT EMPLOYMENT FAIR MALATYA	1	18/5	20/5	2 430	2 430	0				81	0			T/P	34 350	0	421	19	4
2. MALATYA CONSTRUCTION AND DECORATION FAIR	1	10/5	13/5	3 500	3 500	0				69	16			T/P	46 000	0	421	19	5
20TH MALATYA FAIR	1	4/7	8/7	3 362	3 362	0				107	0			T/P	55 000	0	421	19	18
23. RELIGIOUS PUBLICATIONS AND BOOK FAIR	1	20/7	29/7	1 600	1 600	0				34	0			T/P	17 000	0	421	19	3
6. MALATYA AGRICULTURE FAIR	1	5/4	8/4	3 500	3 500	0				104	0			T/P	57 900	0	421	19	1
BOOK AND CULTURE FAIR	1	1/5	6/5	2 190	2 190	0				80	0			T/P	300 000	0	421	19	3
Malmö (S)																			
Hem & Villa - Home and Villa	1	1/3	4/3	7 020	7 020					7	285		51	P	34 039		619, 678, 486	16	15
Manisa (TR)																			
19. MESİR INDUSTRIAL TRADE FAIR	1	20/3	25/3	2 500	2 500	0				96	0			T/P	270 000	0	603	19	27
MANİSA 5. HUMAN RESOURCES, EMPLOYMENT AND PROFESSIONAL EDUCATION FAIR	1	9/10	11/10	2 500	2 500	0				70	0			T/P	27 000	0	603	19	4
MANİSA 6. AGRICULTURE NOURISHMENT AND STOCKBREEDING FAIR	1	7/11	11/11	3 200	3 200	0				63	0			T/P	51 000	0	603	19	1
MANTES LA JOLIE (F)																			
BROCANTE	1	6/5	6/5	1 548						111				P	4 100	0	85	9	3
MARCO-EN-BAROIL (F)																			
VINS ET GASTRONOMIE	1	24/11	26/11	393	393	0	0	0		61	0	0	0	P	3 580	0	312	10	2
MARSEILLE (F)																			
AUTONOMIC MEDITERRANEE	1	6/12	7/12	1 781						144	5			P	4 444	486	8	9	22
FOIRE INTERNATIONALE	1	21/9	1/10	53 550	23 096	2 968	30 455	1 763	33	1 293	329	207	87	P	306 452	519	571	10	27
FOU DU CHOCOLAT	1	10/2	12/2	866						72				P	25 271	0	294	9	2
LES NAUTICALES - SALON NAUTIQUE	1	17/3	25/3	13 026	8 520	87	4 506	197	3	207	5	233	141	P	35 090	0	571	10	26
L'ETUDIANT	1	20/1	21/1	1 998	1 998	0	0	0		177	0	0	0	P	44 556	0	324	10	8
PISCINE ET JARDIN	1	17/2	20/2	4 651	4 651	96	0	0	2	94	2	25	6	P	3 140	0	571	10	12
SALONS CE MARSEILLE	2X1	29/3	30/3	1 125	1 125	0	0	0		155	0	0	0	T	1 610	0	147	10	4
SALONS CE MARSEILLE	2X1	11/10	12/10	7 15	7 15	3	0	0	1	106	1	0	0	T	1 291	0	147	10	4
SANTE SOCIAL EXPO	2	10/10	11/10	520	520	0	0	0		47	0	0	0	T	2 259	14	325	10	22
Mersin (TR)																			
MEÇEF '12 MERSİN 6TH FURNITURE, WEDDING AND DOWRY FAIR	1	15/9	23/9	2 915	2 915	113				53	6			T/P	18 448	48	293	19	13
MERSİN 6TH BUILD & ESTATE FAIR	1	24/5	27/5	2 762	2 762	20				77	1			T/P	8 200	72	293	19	5
MERSİN AGRODAYS - MERSİN 7. INTERNATIONAL AGRICULTURE FAIR	1	1/3	4/3	7 050	7 050	160				235	11			T/P	38 840	305	293	19	1
MERSİN FOODDAYS - MERSİN 6TH INTERNATIONAL FOOD, FOOD PROCESSING TECHNOLOGIES AND PACKAGING FAIR	1	12/4	15/4	3 650	3 650	107				176	3			T/P	23 300	175	293	19	2
MERSİN LOGISTICS MERSİN 5TH LOGISTICS AND TRANSPORT FAIR	1	4/10	7/10	3 045	3 045	24				134	2			T/P	4 116	55	293	19	26
METZ (F)																			
AGRIMAX	1	25/10	27/10	5 978	5 466	104	512	0	4	240	8	0	0	P	8 199	0	458	10	1
ANTIQUAIRES	1	22/11	25/11	1 167	1 167	63	0	0	2	49	2	0	0	P	4 287	0	458	10	3
CHOCOLAT ET GOURMANDISES	1	2/2	5/2	749	749	0	0	0		59	0	0	0	P	13 016	0	458	10	2
CREATIVA	1	2/2	5/2	2 653	2 653	320	0	0	6	174	25	0	0	P	23 521	0	458	10	3
FOIRE INTERNATIONALE	1	30/9	10/10	23 388	15 819	1 359	7 569	132	14	706	60	0	0	P	154 081	0	458	10	27
HABITAT ET DECORATION	1	9/3	12/3	7 897	7 335	213	562	0	3	305	10	0	0	P	17 195	0	458	10	12
INTERROUTE & VILLE	2	2/10	4/10	5 921	5 349	431	572	50	11	215	23	14	6	T	5 010	239	147	10	5
JARDINS	1	30/3	1/4	1 594	1 594	362	0	0	4	45	8	0	0	P	6 177	0	458	10	3

see note

see note

see note

see note

see note

see note

see note

see note

2012 EVENTS BY CITY

	Interval Year	Opening date	Closing date	Space				Exhibitors				Visitors				Organizer	Auditor	Industry sector	
				Rented Space (sq.m)				Exhibitors with their own stands				Represented firms		Admission for Trade/Public	Total				
				Total	Halls		Open air		from ... countries	Total	Foreign	Total	Foreign		Total				Foreign
	Total	Foreign	Total	Foreign		Total	Foreign	Total	Foreign		Total	Foreign							
METZ (F)																			
MARIAGE	1	20/1	22/1	1 061	1 061	36	0	0	1	84	2	0	0	P	5 575	0	4	10	3
SALON STUDYRAMA DES ETUDES SUPERIEURES	1	28/1	28/1	300						34				P	5 142	0	326	9	8
SALONS CE METZ	1	22/3	23/3	488	488	26	0	0	2	64	2	0	0	T	683	0	147	10	4
TOUT NATURE	1	27/4	29/4	1 098	1 098	165	0	0	5	112	11	0	0	P	3 335	0	458	10	2
URBEST	1	24/1	26/1	3 269	3 269	152	0	0	3	93	5	0	0	T	3 415	0	458	10	10
VINS ET GASTRONOMIE	1	30/3	1/4	510	510	0	0	0		82	0	0	0	P	8 456	0	312	10	2
ART METZ	1	23/3	26/3	909						82	29			P	3 211	0	53	9	3
AUTONOMIC GRAND EST	1	18/10	19/10	1 478						114	5			P	5 015	650	8	9	22
Milano (I)																			
AF L'ARTIGIANATO IN FIERA MOSTRA MERCATO INTERNAZIONALE DELL'ARTIGIANATO	1	1/12	9/12	57 478	57 478	23 072	0	0		2 895	967	0	0	P	2 991 009	5 009	305	6	13
ANTEPRIMA	2x1	7/2	8/2	2 906	2 906	248	0	0		125	14	0	0	T	403	403	44	6	25
ANTEPRIMA	2x1	11/9	12/9	2 330	2 330	183	0	0		110	11	0	0	T	1 910	374	44	6	25
BI-MU - MACHINE UTENSILI A DEFORMAZIONE E ASPORTAZIONE, ROBOT, AUTOMAZIONE, TECNOLOGIE AUSILIARIE	2	2/10	6/10	40 147	40 147	3 850	0	0		614	80	505	449	T	44 383	2 206	200	12	19
BIT - BORSA INTERNAZIONALE DEL TURISMO	1	16/2	19/2	34 742	34 710	21 297	32	0		352	135	1 396	544	T/P	64 474	2 268	265	6	3
CHIBIDUE SALONE INTERNAZIONALE DELLA BIGIOTERIA,ACCESSORI MODA,ACCESSORI PER CAPELLI	1	25/5	28/5	4 244	4 244	1 536	0	0		3	1	1	1	T	5 521	941	265	6	24
CLOUDNINE	2x1	24/2	26/2	443	443	66	0	0		64	10	0	0	T	7 050	900	513	6	25
CLOUDNINE	2x1	21/9	23/9	447	447	42	0	0		61	5	0	0	T	8 011	1 196	513	6	25
EICMA ESPOSIZIONE INTERNAZIONALE DELLA MOTO	1	13/11	18/11	130 525	45 525	10 906	85 000	0		488	147	558	249	T	15 036	15 036	203	6	16
EIRE EXPO ITALIA REAL ESTATE	1	5/6	7/6	8 447	8 447	687	0	0		248	30	21	1	T	10 052	880	305	6	5
EUROCUCINA, SALONE INTERNAZIONALE BIENNALE DEI MOBILI PER CUCINA	2	17/4	22/4	26 894	26 894	4 259	0	0		166	27	0	0	T/P	incl. in SALONE INTENAZIONALE DEL M		160	6	12
FESTIVITY	1	19/1	22/1	10 168	10 168	1 136	0	0		85	11	5	3	T	3 142	140	576	6	13
FILO	2x1	7/3	8/3	1 220	1 220	342	0	0		81	22	0	0	T	2 421	823	79	6	25
FILO	2x1	10/10	11/10	1 220	1 220	330	0	0		84	23	0	0	T	2 489	828	79	6	25
FLUIDTRANS COMPOMAC - BIENNALE INTERNAZIONALE DI POTENZA FLUIDA E MECCATRONICA	2	8/5	11/5	6 828	6 773	1 080	55	0		188	63	53	31	T	16 789	4 934	265	6	19
HTE - HI.TECH.EXPO 2012	1	7/11	9/11	1 040	1 040	120	0	0		58	7	3	2	T/P	6 530	230	54	6	10
INTERCHARM MILANO	2	6/10	8/10	15 278	15 278	1 104	0	0		198	45	45	0	T	34 452	6 225	541	6	14
IPACK-IMA 2012 - PROCESSING, PACKAGING AND MATERIAL HANDLING	3	28/2	3/3	51 184	51 157	8 809	27	0		1 064	328	206	84	T	46 172	11 423	368	6	11
LIFE-MED 2012	2	25/9	27/9	2 085	2 085	241	0	0		99	21	40	23	T	4 855	683	54	6	22
MACEF AUTUNNO - BIJOUX	2x1	6/9	9/9	71 627	71 627	10 891	0	0		1 359	241	187	65	T	81 012	9 995	265	6	13
MACEF MILANO SALONE INTERNAZIONALE DELLA CASA CHIBI(&)CART	2x1	26/1	29/1	100 577	100 577	14 539	0	0		1 592	298	246	133	T	88 658	11 937	265	6	13
MADE EXPO MILANO ARCHITETTURA DESIGN EDILIZIA	1	24/10	27/10	62 286	62 286	4 964	0	0		1 083	106	436	108	T	231 729	31 235	252	6	19
MCE MOSTRA CONVEGNO EXPOCOMFORT/EXPOBAGNO	2	27/3	30/3	130 280	130 095	25 411	185	42		1 538	455	575	419	T	155 301	35 342	541	6	5
MECHANICAL POWER TRANSMISSION (&) MOTION CONTROL - BIENNALE INTERNAZIONALE DI TRASMISSIONI MECCANICHE, MOTION CONTROL E MECCATRONICA	2	8/5	11/5	623	623	460	0	0		43	38	0	0	T	incl. in FLUIDTRANS COMPOMAC		265	6	19
MI MILANO PRET-A-PORTER	2x1	24/2	27/2	3 858	3 858	1 256	0	0		179	52	0	0	T	3 379	762	265	6	25
MI MILANO PRET-A-PORTER	2x1	21/9	24/9	2 687	2 687	1 303	0	0		128	45	0	0	T	3 378	1 028	265	6	25
MIART - FIERA INTERNAZIONALE D'ARTE MODERNA E CONTEMPORANEA	1	13/4	16/4	4 511	4 511	366	0	0		120	15	0	0	T	8 846	0	265	6	13
MICAM SHOEVENT	2x1	4/3	7/3	68 596	68 596	20 931	0	0		1 560	609	0	0	T	36 049	18 687	3	6	25
MICAM SHOEVENT	2x1	16/9	19/9	68 035	68 035	20 556	0	0		1 573	600	0	0	T	41 085	20 584	3	6	25
MIDO MOSTRA INTERNAZIONALE DI OTTICA, OPTOMETRIA E OFTALMOLOGIA	1	14/3	16/3	39 577	39 577	24 669	0	0		869	640	225	199	T	30 446	18 231	461	6	22
MIFUR - SALONE INTERNAZIONALE DELLA PELLICCERIA E DELLA PELLE	1	4/3	7/3	16 801	16 801	5 896	0	0		170	71	35	23	T	11 411	7 282	213	7	25
MILANO MODA DONNA	2x1	22/2	28/2	15 000	15 000	0	0	0		3	3	0	0	T	751	65	113	6	25
MILANO MODA DONNA	2x1	22/2	28/2	15 000	15 000	0	0	0		3	3	0	0	T	847	207	113	6	25
MILANO MODA UOMO SFILATE ED EVENTI	2x1	23/6	26/6	13 500	13 500	0	0	0		4	4	0	0	T	416	18	113	6	25
MILANO MODA UOMO SFILATE ED EVENTI	2x1	23/6	26/6	13 500	13 500	0	0	0		38	8	0	0	T	350	60	113	6	25
MILANO UNICA IDEABIELLA	2x1	7/2	9/2	4 134	4 134	371	0	0		55	9	0	0	T	18 008	5 521	77	6	25
MILANO UNICA IDEABIELLA	2x1	11/9	13/9	4 368	4 368	371	0	0		57	9	0	0	T	21 391	6 798	77	6	25
MILANO UNICA, MODA IN TESSUTO E ACCESSORI	2x1	7/2	9/2	11 024	11 024	1 496	0	0		350	56	0	0	T	incl. in MILANO UNICA		567	6	25
MILANO UNICA, MODA IN TESSUTO E ACCESSORI	2x1	11/9	13/9	11 225	11 225	1 542	0	0		367	59	0	0	T	incl. in MILANO UNICA		567	6	25
MILANO UNICA, SHIRT AVENUE	2x1	7/2	9/2	1 716	1 716	293	0	0		31	8	0	0	T	incl. in MILANO UNICA		63	6	25
MILANO UNICA, SHIRT AVENUE	2x1	11/9	13/9	1 580	1 580	234	0	0		29	6	0	0	T	incl. in MILANO UNICA		63	6	25

2012 EVENTS BY CITY

	Interval Year	Opening date	Closing date	Space						Exhibitors						Visitors				Organizer	Auditor	Industry sector
				Rented Space (sq.m)						Exhibitors with their own stands			Represented firms			Admission for Trade/Public						
				Total	Halls		Open air		from ... countries	Total	Foreign	Total	Foreign	Total	Foreign	Total	Foreign	Total	Foreign			
Milano (I)																						
	MIPEL - MOSTRA INTERNAZIONALE DELLA PELLETERIA THEBAGSHOW	2x1	4/3	7/3	13 518	13 518	2 913	0	0		379	112	48	12	T	14 999	7 662	23	6	25		
	MIPEL - MOSTRA INTERNAZIONALE DELLA PELLETERIA THEBAGSHOW	2x1	16/9	19/9	13 181	13 181	3 285	0	0		399	136	53	15	T	14 972	7 849	23	6	25		
	NEOZONE	2x1	24/2	26/2	629	629	51	0	0		49	3	0	0	T	incl. in MILANO PRÉT A PORTER		513	6	25		
	NEOZONE	2x1	21/9	23/9	580	580	35	0	0		49	3	0	0	T	incl. in MILANO PRÉT A PORTER		513	6	25		
	PLAST	3	8/5	12/5	56 832	56 661	10 999	171	171		1 043	314	471	372	T	50 593	18 162	525	12	17		
	SALONE FRANCHISING MILANO	1	9/11	12/11	3 810	3 810	268	0	0		146	6	28	6	T	7 015	152	536	6	4		
	SALONE INTERNAZIONALE DEL MOBILE	1	17/4	22/4	143 132	143 132	23 408	0	0		1 255	290	0	0	T/P	292 370	188 579	160	6	12		
	SALONE INTERNAZIONALE DEL BAGNO	2	17/4	22/4	15 199	15 199	2 149	0	0		177	25	0	0	T/P	incl. in SALONE INTERNAZIONALE DEL M		160	6	5		
	SALONE INTERNAZIONALE DEL COMPLEMENTO D' ARREDO	1	17/4	22/4	8 693	8 693	1 448	0	0		201	37	0	0	T/P	incl. in SALONE INTERNAZIONALE DEL M		160	6	12		
	SI SPOSITALIA COLLEZIONI	1	15/6	18/6	6 741	6 741	1 892	0	0		131	42	0	0	T	5 260	1 375	265	6	25		
	SICUREZZA	2	7/11	9/11	10 923	10 923	840	0	0		265	41	123	82	T	15 772	911	265	6	7		
	SMAU 2012 - ESPOSIZIONE INTERNAZIONALE DI INFORMATION & COMMUNICATIONS TECHNOLOGY	1	17/10	19/10	10 416	10 416	521	0	0		379	25	57	5	T	53 104	956	602	6	21		
	TOUCH!	2x1	24/2	26/2	511	511	190	0	0		58	20	0	0	T	incl. in MILANO PRÉT A PORTER		513	6	25		
	TOUCH!	2x1	21/9	23/9	378	378	112	0	0		41	7	0	0	T	incl. in MILANO PRÉT A PORTER		513	6	25		
	VENDITALIA 2012 - ESPOSIZIONE INTERNAZIONALE DELLA DISTRIBUZIONE AUTOMATICA	2	9/5	12/5	13 684	13 684	1 235	0	0		255	47	59	13	T	10 798	2 412	671	12	4		
	VISCOM VISUAL COMMUNICATION ITALIA 2012	1	8/11	10/11	7 137	7 137	671	0	0		185	32	69	34	T	17 009	1 456	541	6	8		
	WHITE - COLLEZIONI ABBIGLIAMENTO E ACCESSORI DONNA	2x1	21/9	23/9	5 769	5 769	2 270	0	0		356	116	0	0	T	9 056	1 549	418	6	25		
	WHITE - COLLEZIONI ABBIGLIAMENTO E ACCESSORI DONNA	2x1	24/2	26/2	5 613	5 613	1 490	0	0		363	95	0	0	T	11 140	2 932	418	6	25		
	WHITE HOMME - COLLEZIONI ABBIGLIAMENTO E ACCESSORI UOMO E PRE-COLLEZIONI DONNA	2x1	15/1	17/1	3 657	3 657	927	0	0		153	41	0	0	T	4 771	1 485	418	6	25		
	WHITE HOMME - COLLEZIONI ABBIGLIAMENTO E ACCESSORI UOMO E PRE-COLLEZIONI DONNA	2x1	24/6	26/6	3 051	3 051	983	0	0		118	33	0	0	T	2 584	816	418	6	25		
	XYLEXPO - BIENNALE MONDIALE DELLE TECNOLOGIE DEL LEGNO E DELLE FORNITURE PER L'INDUSTRIA DEL MOBILE	2	8/5	12/5	32 179	31 696	9 074	483	12		431	126	84	49	T	34 280	16 116	124	12	19		
Modena (I)																						
	MOTORSPORT	2	2/2	3/2	2 575	2 575	390	0	0		240	37	0	0	T	2 000	164	465	6	26		
Mollerussa (E)																						
	AUTOTARDOR	1	26/10	28/10	4 323	2 751	0	572	0	1	26	0	0	0	P			277	13	1, 16		
	AUTOTRAC	1	13/4	15/4	7 854	2 885	0	3 949	0	1	44	0	0	0	P			277	13	1, 16		
	EXPOCLASSIC	1	8/9	9/9	2 122	1 193	16	0	0	2	56	1	0	0	P	3 153	5	277	13	3, 16		
	FIRA DE SANT JOSEP	1	17/3	19/3	18 001	2 388	30	15 613	0	18	279	2	323	153	P			277	13	1, 16		
<i>Note: the total net space includes some special show area which is not included in the "halls" or "open air" figures</i>																						
MONTLUÇON (F)																						
	CHINEXPO	1	11/3	11/3	3 249	3 249	0	0	0		133	0	0	0	P	2 654	0	131	10	3		
	FOIRE DE MONTLUÇON	1	29/9	7/10	14 393	7 609	24	6 784	0	3	296	3	2	0	P	75 769	0	131	10	27		
MONTPELLIER (F)																						
	CREATIVA TOURISME LOISIRS	1	1/3	4/3	1 720	1 720	48	0	0	4	129	6	0	0	P	16 070	0	211	10	3		
	ENERGAIA	1	5/12	5/12	3 988	3 939	835	49	0	12	171	37	0	0	T/P	9 709	1 712	211	10	10		
	FOIRE INTERNATIONALE	1	5/10	15/10	26 056	22 092	2 796	3 964	435	30	687	104	30	0	P	116 752	203	211	10	27		
	HABITAT SUD	1	1/3	4/3	6 209	6 209	583	0	0	12	206	23	0	0	P	13 093	0	211	10	12		
	HYDROGAIA	1	6/6	8/6	1 657	1 657	30	0	0	3	77	3	0	0	T	3 030	592	211	10	10		
	L'ETUDIANT	1	26/1	28/1	2 397	2 397	36	0	0	4	213	4	0	0	P	51 345	0	324	10	8		
	SALON STUDYRAMA DE L'ALTERNANCE	1	4/3	4/3	132						19				P	2 191	0	326	9	8		
	SALON STUDYRAMA DE L'ORIENTATION ET POURSUITE D'ETUDES	1	3/3	3/3	234						30	1			P	1 407	0	326	9	8		
	SALONS CE MONTPELLIER	1	13/9	14/9	639	639	6	0	0	1	90	2	0	0	T	824	0	147	10	4		
	SDL	1	7/11	8/12	990	990	0	0	0		56	0	0	0	T	1 966	5	325	10	4		
	SETT	1	20/11	22/11	17 887	17 887	1 558	0	0	10	457	39	0	0	T	13 114	794	140	10	6		
	VINISUD	2	20/2	22/2	18 089	18 089	923	0	0	13	1 647	165	0	0	T	32 880	9 125	10	10	1		
MORLAIX (F)																						
	HABITAT VINS ET GASTRONOMIE	1	17/3	19/3	2 536						144	0			P	9 466	0	173	9	2		
	HABITAT VINS GASTRONOMIE	1	1/11	4/11	2 864						175	0			P	12 131	0	173	9	2		
Moscow (RU)																						
	16 (39) International Fair Leather - Footwear - Fur - Technology	2x1	18/9	21/9	3 174	3 174	655	0	0	12	278	62	1	1	T	12 560	750	557	15	25		
	39 Federal Trade Fair for Textile and Light Industry Goods and Equipment Textilelegrom	2x1	25/9	28/9	34 666	32 797	9 619	1 869	46	32	2 561	794	74	26	T	23 930	1 670	558	15	25		
	Agrofarm	1	7/2	9/2	4 790	4 730	2 602	60	0	24	308	139	36	3	T/P	5 756	230	31	15	1		
	Agroprodmasht2012	1	8/10	12/10	21 245	21 183	7 880	62	0	34	669	256	22	8	T	16 429	1 479	231	15	1		
	Analitika Expo	1	10/4	13/4	3 526	3 526	921	0	0	13	201	53	12	0	T	4 797	384	478	15	17, 22		
	Apparel Textile Salon	2x1	25/9	28/9	3 064	3 064	1 554	0	0	10	236	128	0	0	T	10 640	1 060	636	15	25		

see note
see note
see note

2012 EVENTS BY CITY

	Interval Year	Opening date	Closing date	Space				Exhibitors						Visitors				Organizer	Auditor	Industry sector
				Rented Space (sq.m)				Exhibitors with their own stands			Represented firms			Admission for Trade/Public						
				Total	Halls		Open air		from ... countries	Total	Foreign	Total	Foreign	Total	Foreign	Total	Foreign			
Moscow (RU)																				
	1	3/12	6/12	1 633	1 633	441	0	0	19	232	55	19	4	T	10 790	430	216	15	22	
	2x1	28/2	2/3	3 391	3 391	581	0	0	16	186	29	11	0	T	5 300	210	231	15	25	
	2x1	25/9	28/9	4 983	4 983	1 095	0	0	20	259	53	7	3	T	9 830	390	231	15	25	
	1	12/3	15/3	11 313	11 313	2 540	0	0	24	330	93	8	0	T	18 750	1 690	216	15	5	
	2x1	25/9	28/9	2 019	2 019	790	0	0	9	166	80	2	0	T	6 150	180	231	15	27	
	2x1	17/1	20/1	9 472	9 472	3 026	0	0	21	482	170	2	0	T	9 519	381	231	15	27	
	2x1	28/2	2/3	22 722	22 722	18 365	0	0	30	837	646	24	16	T	15 784	1 105	440	15	25	
	1	13/3	16/3	4 145	4 145	1 205	0	0	20	266	70	18	4	T	6 600	530	374	15	2	
	2x1	23/2	26/2	2 853	2 853	1 087	0	0	22	202	96	38	4	T	4 770	50	565	15	15	
	2x1	18/10	21/10	3 046	3 046	1 173	0	0	21	204	103	28	5	T	6 046	302	565	15	15	
	1	13/6	16/6	9 345	9 345	4 339	51	0	26	469	238	7	1	T	9 920	500	231	15	18	
	1	11/4	13/4	5 912	5 912	1 392	0	0	19	337	118	29	8	T	18 030	720	523	15	18	
	1	25/6	28/6	4 824	4 824	2 800	503	4	21	325	183	38	22	T	3 436	344	240	15	5	
	1	12/3	15/3	1 833	1 825	267	8	0	10	122	22	12	1	T	3 150	160	216	15	1	
	1	3/12	7/12	3 533	3 533	1 001	0	0	25	232	56	3	0	T	incl. in Zdravookhraneniye		231	15	22	
	2x1	25/9	28/9	3 982	3 982	1 235	0	0	7	262	105	0	0	T	incl. in Apparel Textile Salon		636	15	25	
	2x1	15/2	19/2	15 997	14 922	698	975	3	15	931	40	85	4	T/P	55 590	1 110	565	15	3	
	1	13/3	16/3	3 204	3 204	1 382	0	0	21	219	125	24	8	T	6 320	570	374	15	2	
	2	12/3	14/3	1 819	1 819	1 417	0	0	18	118	98	4	3	T	4 550	1 000	231	15	19	
	1	12/3	15/3	3 818	3 818	1 804	0	0	24	226	107	2	0	T	5 730	860	231	15	17	
	2	23/10	26/10	785	785	160	0	0	6	80	20	2	2	T	7 030	420	231	15	17	
	1	6/6	8/6	2 257	2 257	406	0	0	12	112	18	20	2	T	792	63	231	15	4	
	1	23/10	26/10	8 514	8 514	1 196	0	0	24	387	58	30	4	T	16 490	820	498	15	7	
	1	31/5	3/6	12 417	12 417	159	0	0	5	469	10	28	1	T/P	8 400	250	553	15	24	
	2	22/10	26/10	16 782	14 623	8 447	2 159	170	27	477	281	19	13	T	10 070	1 010	231	15	19	
	1	19/11	23/11	39 570	39 570	9 924	0	0	37	882	273	10	3	T	41 692	4 169	231	15	12	
	1	13/11	16/11	14 558	14 370	5 801	188	120	35	694	296	28	5	T	17 194	2 235	457	15	19	
	1	28/5	1/6	34 136	33 544	13 339	592	330	36	970	508	45	38	T	25 120	2 510	231	15	19	
	1	24/4	27/4	10 565	10 163	2 958	402	0	25	455	153	28	5	T	15 539	777	374	15	7	
	1	25/9	28/9	13 830	13 830	2 442	0	0	32	526	74	8	1	T	16 870	670	231	15	27	
	1	13/6	16/6	5 697	5 647	2 638	50	0	24	274	178	6	2	T	5 750	400	231	15	5	
	1	21/3	24/3	21 338	21 266	14 174	72	0	85	1 819	1 236	62	32	T/P	40 298	4 030	374	15	6	
	1	10/4	13/4	28 387	26 047	8 994	2 340	272	34	1 100	431	71	12	T	47 300	2 838	374	15	5	
	1	2/4	5/4	38 817	38 259	17 587	558	50	39	1 076	543	51	13	T	53 933	3 236	374	15	5	
	1	20/3	25/3	13 137	13 072	2 427	65	0	20	246	73	10	2	T/P	7 830	230	167	15	26	
	1	17/4	19/4	842	842	68	0	0	8	57	7	20	0	T	6 290	500	231	15	19	
	1	28/2	1/3	1 404	1 336	170	68	0	7	113	12	36	0	T	5 673	511	523	15	19	
	2	25/6	29/6	26 998	22 998	9 398	4 000	574	32	976	400	30	11	T	19 709	1 577	231	15	9	
	2x1	16/10	19/10	7 239	7 239	5 997	0	0	11	313	249	5	3	T	5 714	571	231	15	25	
	2x1	20/3	23/3	6 549	6 549	5 418	0	0	11	274	223	2	0	T	5 941	654	231	15	25	
	1	19/9	22/9	10 125	10 125	4 975	0	0	60	1 037	539	47	20	T	17 644	1 588	216	15	3	
	1	22/10	25/10	5 831	5 831	2 034	0	0	26	307	121	46	7	T	5 693	342	478	15	19	
	1	26/11	29/11	5 926	5 926	3 145	0	0	29	306	186	17	9	T	5 559	556	374	15	22	
	1	17/4	20/4	1 493	1 493	408	0	0	11	139	36	6	1	T	6 600	590	231	15	23, 19	
	1	23/10	26/10	590	590	146	0	0	7	51	16	0	0	T	4 290	130	231	15	17	
	1	13/2	17/2	46 367	46 071	12 590	296	0	54	2 191	784	55	25	T	52 868	5 287	231	15	2	
	1	25/9	28/9	5 067	5 049	539	18	0	15	222	44	2	0	T	14 630	590	231	15	4	
	1	18/6	22/6	12 449	12 215	3 335	234	0	31	687	212	18	8	T	18 178	2 363	478	15	11	
	1	14/5	17/5	18 698	15 989	4 204	2 709	160	26	552	225	30	6	T	21 680	1 084	231	15	21	
	2	12/4	14/4	2 196	2 196	1 926	0	0	21	186	157	24	6	T	3 260	720	446	15	25	
	1	17/4	20/4	2 139	2 139	1 340	0	0	17	168	99	0	0	T	8 080	570	231	15	17	
	1	24/4	27/4	10 440	10 140	4 885	300	0	29	523	297	41	18	T	15 777	789	374	15	26	
	1	23/10	26/10	4 740	4 831	1 727	91	33	18	223	85	52	2	T	5 317	319	478	15	19	
	1	17/9	20/9	24 740	24 558	13 740	182	0	69	1 602	1 017	39	20	T	26 336	3 160	374	15	2	
	1	3/12	7/12	18 412	18 255	8 151	157	0	42	861	358	22	10	T	22 490	1 570	231	15	22	
Muğla (TR)																				
	1	1/3	4/3	3 920	3 920	0				148	0			T/P	113 200	3 416	234	19	1	
	1	5/4	8/4	3 500	3 500	0				57	0			T/P	52 336	1 723	425	19	1	
	1	29/2	3/3	2 400	2 400	0				78	0			T/P	5 542	280	647	19	5	
	1	5/4	8/4	2 000	2 000	0				35	0			T/P	10 265	294	425	19	6	
	1	14/6	18/6	4 750	4 750	0				92	0			T/P	4 952	842	647	19	3	

2012 EVENTS BY CITY

	Interval Year	Opening date	Closing date	Space				Exhibitors						Visitors				Organizer	Auditor	Industry sector
				Rented Space (sq.m)				Exhibitors with their own stands			Represented firms			Admission for Trade/Public						
				Total	Halls		Open air		from ... countries	Total	Foreign	Total	Foreign				Total			
	Total	Foreign	Total	Foreign		Total	Foreign	Total		Foreign		Total	Foreign							
MUGLIA (TR)																				
	1	11/4	14/4	2 200	2 200	0					71	0			T/P	4 366	240	647	19	5
	1	29/8	2/9	2 065	2 065	268					51	4			T/P	10 820	703	367	19	3
	1	21/3	24/3	3 000	3 000	0					53	0			T/P	8 648	560	425	19	4
MULHOUSE (F)																				
	1	12/5	20/5	13 343	9 418	464	3 925	90	9	399	25	584	338	P	73 673	0	474	10	27	
MÜNCHEN (D)																				
	2	17/4	20/4	22 979	22 859	6 209	120			37	1 026	364	14	7	T	30 481	9 358	448	11	19
	2	22/5	25/5	25 622	25 622	3 747	0			40	684	203			T	29 648	10 068	448	11	19
	3	22/5	25/5	19 622	19 622	8 595	0			42	613	354			T	16 733	8 621	448	11	5, 19
	1	23/10	25/10	11 420	11 420	2 460	0			21	462	100	30	6	T	12 759	1 699	475	11	26
	2	13/11	16/11	80 413	80 413	34 492	0			50	2 669	1 672	403	304	T	73 051	33 875	448	11	18
	1	8/10	10/10	32 135	32 135	7 362	0			31	1 660	395	40		T	33 878	9 239	448	11	5
	1	10/10	13/10	19 773	19 773	2 048	0			29	514	94	27	6	T	23 101	3 927	685	11	22
	1	22/2	26/2	24 144	24 144	5 714	0			53	1 142	423	51	8	P	124 167	2 483	448	11	3
	3	16/9	21/9	80 625	80 625	42 836	0			58	1 255	737			T	69 803	41 184	307	11	2
	2	7/5	11/5	130 797	110 492	35 026	20 305	5 137	54	2 939	1 156				T	124 200	49 840	448	11	7
	1	10/2	13/2	33 286	33 286	8 588	0			36	1 112	416			T	28 931	8 599	448	11	25
	1	14/3	20/3	33 182	33 182	4 752	0			27	1 159	227	19	1	T/P	136 402	3 410	307	11	19
	1	13/1	15/1	21 902	21 902	4 944	0			27	456	173			T	23 108	4 987	307	11	23
	1	13/6	15/6	89 672	86 554	40 634	3 118	589	48	1 870	999				T	62 992	25 304	298	11	9
	1	29/1	1/2	104 342	104 330	76 883	12	12	45	2 337	1 971				T	77 744	50 011	448	11	3
	2	16/10	18/10	4 941	4 941	335	0			12	202	24	5		T	3 363	319	448	11	19
NAMUR (BE)																				
	1	9/11	18/11	4 681	4 681						114				P	23 801		56		3
	1	23/3	26/3	5 421	5 421						174				P	19 553		56		5
	1	4/10	7/10	1 323	1 323				2	100	10	0	0	P	18 000	0	155			3
	1	25/10	28/10	4 958	4 958						146				P	13 348		56		9
NANCY (F)																				
	1	30/3	2/4	1 342	1 342	60	0	0	1	59	2	0	0	P	3 074	0	285	10		3
	1	25/5	4/6	21 262	12 182	927	9 080	467	28	611	103	0	0	P	93 813	0	285	10		27
	1	7/12	9/12	395	395	0	0	0			69	0	69	0	P	2 095	0	679		1
	1	1/3	5/3	5 470	5 229	0	241	0			256	0	0	0	P	21 274	0	285	10	12
	1	16/11	18/11	663	663	0	0	0			60	0	0	0	P	4 939	0	4	10	3
	1	15/11	17/11	1 808							232	1			P	18 163	0	489	9	4
	1	14/1	14/1	366							37				P	4 817	0	326	9	8
NANTES (F)																				
	1	23/11	26/11	2 069	2 069	0	0	0			109	0	0	0	P	4 684	0	237	10	3
	1	24/11	25/11	894	894	30	0	0	2	23	2	0	0	0	P	7 305	0	237	10	3
	2	6/6	8/6	8 093	8 093	2 584	0	0	20	459	128	76	35	T	9 569	1 961	81	10		5
	1	25/10	28/10	1 887	1 887	127	0	0	5	153	12	0	0	0	P	19 566	0	237	10	3
	1	4/10	5/10	729	729	45	0	0	2	81	5	0	0	0	T	163	0	308	10	2
	1	6/4	12/4	35 094	15 445	2 088	19 649	0	12	649	20	378	163	P	86 636	0	237	10		27
	1	13/10	14/10	2 575	1 608	0	967	0			130	0	0	0	P	3 572	0	237	10	3
	1	8/11	11/11	2 040	2 040	12	0	0	1	128	1	0	0	0	P	9 735	0	237	10	12
	1	8/11	11/11	2 040	2 040	12	0	0	1	128	1	0	0	0	P	9 735	0	237	10	12
	2	20/3	22/3	6 388	6 388	54	0	0	4	475	7	212	102	T	10 582	118	237	10		19
	1	30/11	1/12	1 356	1 356	12	0	0	1	137	1	0	0	0	P	27 667	0	324	10	8
	1	26/10	28/10	1 635	1 635	0	0	0			101	0	0	0	P	9 027	0	237	10	3
	1	9/3	10/3	372	372	0	0	0			30	0	0	0	P	4 950	0	324	10	8
	1	5/2	7/2	10 230	10 230	4 245	0	0	9	136	55	130	0	T	2 899	89	237	10		5
	1	2/3	4/3	1 099							75				P	4 410	0	518	9	15
	1	23/11	25/11	826	826	0	0	0			60	0	0	0	T/P	1 097	0	237	10	5
	1	26/1	29/1	5 324	5 324	27	0	0	3	135	4	0	0	0	P	24 455	0	237	10	26
	1	22/1	22/1	2 462							182	0			P	7 196	0	76	9	26
	1	20/1	21/1	1 044							108				P	11 634	0	326	9	8
	2X1	15/3	16/3	907	907	0	0	0			120	0	0	0	T	1 470	0	147	10	4

2012 EVENTS BY CITY

	Interval Year	Opening date	Closing date	Space				Exhibitors				Visitors				Organizer	Auditor	Industry sector	
				Rented Space (sq.m)				Exhibitors with their own stands		Represented firms		Admission for Trade/Public	Total						
				Total	Halls		Open air		from ... countries	Total	Foreign		Total	Foreign	Total				Foreign
					Total	Foreign	Total	Foreign											
NANTES (F)																			
SALONS CE NANTES	2X1	25/9	26/9	796	796	6	0	0	1	115	1	0	0	T	1 359	0	147	10	4
SIT NANTES	1	27/1	29/1	2 698	2 698	0	0	0		443	0	0	0	P	38 458	0	572	10	6
VEHICULES DE LOISIRS D'OCCASION	1	13/1	15/1	12 372	0	0	12 372	0		10	0	0	0	P	2 281	0	237	10	26
VEHICULES DE LOISIRS NEUFS	1	12/10	15/10	17 382	2 286	0	15 096	0		25	0	0	0	P	6 502	0	237	10	26
VINS ET GASTRONOMIE	1	16/11	19/11	1 978	1 978	0	0	0		191	0	0	0	P	15 876	0	312	10	2
Napoli (I)																			
Exposidhotel	2	10/3	13/3	3 940	3 940				3	52				P	10 000		466	6	2
Fiera della Casa	1	9/6	19/6	17 000	12 000		5 000		10	180				P	70 000		466	6	27
Gamecon	1	28/4	1/5	7 330	6 330		1 000		4	140				P	40 000		245	6	3
Tattoo Expo Napoli	1	29/6	1/7	4 940	3 940		1 000		5	170				T/P	10 000		68	6	3
NEVERS (F)																			
A TABLE - 3 SALONS EN UN	1	16/11	18/11	597	597	0	0	0		47	0	0	0	P	3 521	0	480	10	2
FOIRE EXPOSITION	1	10/3	18/3	8 745	4 699	208	4 047	0		240	8	0	0	P	48 231	0	480	10	27
HABITAT & CADRE DE VIE	1	9/11	11/11	1 701	1 657	0	44	0		110	0	0	0	P	4 468	0	480	10	12
PUCES DE NEVERS	1	5/10	7/10	2 958	2 958	0	0	0		236	0	0	0	P	11 000	0	480	10	3
NICE (F)																			
BISOU	1	14/1	16/1	3 954						221	21			T	14 540	0	493	9	4
FOIRE INTERNATIONALE	1	14/4	22/4	18 105	11 222	958	6 883	133	15	540	45	456	129	P	110 725	504	479	10	27
MEUBLE MAISON DECORATION	1	3/11	11/11	5 890	5 890	444	0	0	2	156	9	0	0	P	15 542	0	568	10	12
SALON STUDYRAMA DES ETUDES SUPERIEURES	1	6/1	7/1	2 118						187				P	24 979	0	326	9	8
VINS DES VIGNERONS INDEPENDANTS	1	20/5	22/5	1 350	1 350	0	0	0		226	0	0	0	P	5 628	0	680	10	2
NIMES (F)																			
ANTIQUAIRES	1	1/12	9/12	1 944	1 944	0	0	0		79	0	79	0	P	6 796	0	504	10	3
ARTNIM	1	21/9	24/9	1 243	1 243	72	0	0	2	45	2	0	0	P	4 488	0	504	10	3
BIJOUTIFUL	1	30/3	2/4	681	681	9	0	0	1	89	1	0	0	P	4 383	0	504	10	25
IMMOBILIER	1	19/10	21/10	738	738	0	0	0		55	0	0	0	P	2 800	0	504	10	15
MAISON	1	13/4	15/4	972	972	0	0	0		64	0	0	0	P	6 094	0	504	10	12
NIMAGINE	1	1/11	11/11	1 845	1 845	0	0	0		182	0	0	0	P	25 880	0	504	10	3
SESAME	1	2/3	5/3	1 553						176	1			P	8 961	0	318	9	22
Nizhny Novgorod (RU)																			
Great Rivers/ICEF	1	15/5	18/5	2 148	1 540	141	608	0	6	161	13	20	0	T	incl. in Russian Architecture And Construct	481	15	10	
Russian Architecture And Construction Forum	1	15/5	18/5	3 750	1 561	57	2 189	44	4	205	5	27	1	T	6 120	180	481	15	5
Novokuznetsk (RU)																			
Ugol Rossii and Mining 2012	1	5/6	8/6	16 286	6 915	2 096	9 371	2 172	22	596	160	54	4	T	9 440	280	395	15	9
Novosibirsk (RU)																			
Medsib - 2012	1	23/5	25/5	1 374	1 227	147	147	0	11	142	14	45	6	T	2 994	60	375	15	22
Sibbuild - The First Building Week - 2012	1	31/1	3/2	6 707	6 369	1 673	338	0	12	372	32	16	2	T	10 857	543	375	15	5
Sibbuild - The Second Building Week - 2012	1	14/2	17/2	5 956	5 909	1 102	47	0	15	435	50	14	0	T	10 590	318	375	15	5
Nürnberg (D)																			
BioFach + Vivanness - World Organic Trade Fair / Trade Fair for Natural Personal Care and Wellness	1	15/2	18/2	41 120	41 120	22 860	0		83	2 420	1 688			T	40 315	16 724	487	11	2,22
Brau Beviäle - Raw Materials - Technologies - Logistics - Marketing	1	13/11	15/11	40 327	40 327	15 921	0		49	1 284	582			T	32 810	12 485	487	11	2,19
Chillventa - International Trade Fair for Refrigeration, Air Conditioning, Ventilation and Heat Pumps	2	9/10	11/10	35 144	35 144	18 504	0		43	914	596			T	28 462	15 799	487	11	5
embedded world	1	28/2	1/3	19 167	19 167	5 348	0		37	873	398			T	22 262	6 319	487	11	18
Euroguss - Intern. Trade Fair for Die Casting	2	17/1	19/1	10 632	10 632	4 381	0		28	383	160			T	8 415	2 199	487	11	3
FachPack	1	25/9	27/9	53 814	53 814	9 024	0		38	1 466	364			T	36 986	7 573	487	11	19
Galabau - Intern. Trade Fair for Urban Green and Open Spaces/ Design - Construction - Maintenance + PLAYGROUND + Deutsche Golfplatztage	2	12/9	15/9	55 393	55 393	11 081	0		32	1 155	253			T	61 860	4 114	487	11	1
HOLZ-HANDWERK / fensterbau/frontale - Intern. Trade Fair Window, Door and Facade Technologies, Components, Prefabricated Units + European Trade Fair for Machine Technology, Equipment and Supplies for the Wood Crafts	2	21/3	24/3	89 198	89 198	20 439	0		37	1 275	408			T	98 973	25 763	487	11	3
IFH/INTHERM - Trade Fair for Sanitation, Heating, Air-conditioning, Renewable Energies	2	18/4	21/4	38 773	38 773	3 985	0		18	692	87	1		T	45 537	1 047	307	11	5
Interzoo - International Trade Fair for Pet Supplies	2	17/5	20/5	52 888	52 888	33 409	0		53	1 539	1 219			T	36 792	24 066	688	11	3
it-sa IT - The IT Security Expo	1	16/10	18/10	4 440	4 440	520	0		18	334	50			T	6 308	477	487	11	7,21
IWA & OutdoorClassics	1	9/3	12/3	40 179	40 179	25 739	0		54	1 204	904			T	36 004	22 096	487	11	3
mailingtage - Europe's biggest Tradefair for Customer Dialogue	1	20/6	21/6	5 901	5 901	280	0		11	345	21			T	7 297	492	487	11	21

2012 EVENTS BY CITY

	Interval Year	Opening date	Closing date	Space					Exhibitors					Visitors				Organizer	Auditor	Industry sector
				Rented Space (sq.m)					Exhibitors with their own stands			Represented firms		Admission for Trade/Public	Total					
				Total	Halls		Open air		from ... countries	Total	Foreign	Total	Foreign		Total	Foreign				
	Total	Foreign	Total	Foreign																
Nürnberg (D)																				
PCIM Europe - Power Electronics, Intelligent Motion, Renewable Energy/Energy Management - International Exhibition and Conference	1	8/5	10/5	8 310	8 310	3 183	0		28	364	188	89	71	T	6 879	2 706	436	11	18	
SENSOR + TEST - The Measurement Fair - International Trade Fair for Sensorics, Measuring and Testing Technologies with concurrent Conferences	1	22/5	24/5	7 945	7 945	1 956	0		29	536	178			T	8 228	1 818	33	11	19	
SMT / HYBRID / PACKAGING - Intern. Exhibition and Conference for System Integration in Micro Electronics	1	8/5	10/5	14 548	14 548	2 370	0		27	565	182	54	43	T	22 352	5 838	434	11	18	
Spielwarenmesse - International Toy Fair	1	1/2	6/2	105 052	105 052	53 774	0		61	2 720	1 882	5	2	T	76 055	41 734	615	11	3	
SPS/PC/DRIVES - Electric Automation - Systems and Components	1	27/11	29/11	63 933	63 933	8 943	0		41	1 458	429	197	78	T	56 874	12 473	435	11	18	
START Bayern - The fair for successful selfemployment, foundation, franchising and business development	1	6/7	7/7	658	658	3	0		2	72	1	18	1	T	907		65	11	8	
Werkstätten-Messe - Exhibition of products and services: Workshops for persons with disabilities present their excellence, variety and quality	1	8/3	11/3	6 916	6 916	183	0		4	247	8			T	18 560		487	11	27	
Offenbach (D)																				
ILL.M. Summer Styles - International Leather Goods Fair	1	22/9	24/9	12 410	12 410	4 707	0		14	253	108			T	5 843	1 260	449	11	25	
ILL.M. Winter Styles - International Leather Goods Fair	1	10/3	12/3	12 250	12 250	4 395	0		15	242	96			T	5 670	1 109	449	11	25	
Offenburg (D)																				
Badische Weinmesse - Regional Wine Exhibition	1	5/5	6/5	1 060	1 060	28	0		3	115	2			P	4 477	201	450	11	27	
OBERRHEIN-MESSE - Consumer goods fair	1	29/9	7/10	20 314	10 055	973	10 259	130	15	483	43	3		P	64 744		450	11	27	
Ordu (TR)																				
ORDU 16th BLACK SEA INDUSTRY AND TRADE FAIR (KATIF 2012)	1	23/6	29/6	960	960	0				55	0			T/P	38 095	320	202	19	27	
ORDU 2nd FOOD AGRICULTURE AND LIVESTOCK SPECIALTY FAIR	1	23/6	29/6	1 820	1 820	0				38	0			T/P	38 095	320	202	19	2	
ORDU 8th BUILDING DECORATION PRODUCTS AND NATURAL GAS	1	23/6	29/6	2 410	2 410	0				48	0			T/P	38 095	320	202	19	5	
ORLEANS (F)																				
ANTIQUITES	1	9/3	12/3	1 636	1 636	64	0	0	3	95	3	0	0	P	5 527	0	495	10	27	
BELLE BROCANTE	1	24/11	25/11	399						26				P	1 206	0	62	9	12	
FOIRE EXPOSITION	1	13/4	22/4	16 721	8 412	21	8 309	0	2	370	2	0	0	P	60 269	0	495	10	27	
GASTRONOMIE ET VINS	1	23/11	26/11	2 471	2 471	0	0	0		186	0	0	0	P	24 169	0	495	10	27	
HABITAT & DECORATION	1	21/9	24/9	5 684	5 388	0	296	0		307	0	0	0	P	17 305	0	495	10	27	
LYCEEN ETUDIANT	1	3/2	4/2	1 368	1 368	0	0	0		116	0	0	0	P	20 558	0	324	10	8	
MARCHE DE NOEL	1	30/11	2/12	1 942	1 917	27	25	0	2	164	3	0	0	P	20 377	0	495	10	27	
MARIAGE ET RECEPTIONS	1	17/11	18/11	811	811	0	0	0		70	0	0	0	P	3 280	0	495	10	27	
SALONS CE ORLEANS	1	4/10	5/10	394	394	0	0	0		60	0	0	0	T	669	0	147	10	4	
TERRE NATURELLE	1	20/10	22/10	1 298	1 298	0	0	0		128	0	0	0	P	6 512	0	495	10	14	
Ostróda (PL)																				
MTM 1	2x1	13/2	16/2	2 059	2 059	70	0	0	2	39	1			T	4 715		175	5	12	
MTM 2	2x1	10/9	14/9	8 081	8 081	205	0	0	4	133	3			T	14 554		175	5	12	
Oulu (SF)																				
Construction Fair Oulu 2012	1	20/4	22/4	3 653	3 350		303		2	193		16		T/P	11 337		484	17	5	
Forward in Life Education and Working Life Fair 2012, Oulu	1	10/10	11/10	877	877		0		1	72		38		P	6 575		484	17	8	
Maintenance 12, Mining 12, Subcontracting 12, Norrkama 2012	2	23/5	24/5	6 837	4 439		2 398		3	234		83		T	4 364		235	17	5	
Northern Finland Book Fair 2012, Oulu	1	16/8	20/8	477	477		0		1	43		15		P			484	17	8	
Oulu Grand Fair 2012, Oulu	2	16/8	20/8	2 651	1 142		1 509		3	158		34		P	12 066		484	17	3	
<i>Note: visitors inc. in Oulu Grand Fair 2012</i>																				
Ourense (E)																				
FUNERGA - FERIA INTERNACIONAL DE PRODUCTOS Y SERVICIOS FUNERARIOS	2	23/11	24/11	2 386	1 926	375	0	0	6	81	14			T			242	13	4	
TERMATALIA - FERIA INTERNACIONAL DE TURISMO TERMAL	1	28/9	30/9	1 488	1 122	767	0	0	21	149	111			T/P			242	13	6, 22	
XANTAR - SALÓN GALLEGO DE GASTRONOMÍA Y TURISMO	1	1/2	5/2	5 093	4 214	664	0	0	3	125	14			T/P	2 556		242	13	2, 6	
<i>Note: the total net space includes some special show area which is not included in the "halls" or "open air" figures</i>																				
OYONNAX (F)																				
DESTINATION HABITAT	1	2/3	4/3	1 480						71				P	2 755	0	469	9	12	
Padova (I)																				
AUTO E MODO D'EPOCA	1	23/10	26/10	24 417	22 913	2 564	1 504	152	12	916	149	0	0	T/P	46 614	3 156	500	6	16	
EXPOBICI	1	20/9	22/9	15 680	14 610	2 586	1 070	368	20	219	45	54	100	T/P	46 856	1 206	500	6	3	
FIERA CAMPIONARIA INTERNAZIONALE	1	10/5	18/5	26 464	24 308	2 949	2 156	489	13	463	96	0	0	P	197 722	0	500	6	27	
FLORMART	1	10/9	12/9	22 045	20 429	1 787	1 616	176	13	572	106	0	0	T	17 579	3 241	500	6	1	
PASSIONE MOTO	1	1/3	2/3	11 412	11 162	322	250	0	7	223	36	0	0	P	12 097	987	500	6	16	
TECNO&FOOD	2	2/2	5/2	7 549	7 549	637	0	0	6	198	31	0	0	T	17 823	1 434	500	6	2	

see note

see note

see note

see note

2012 EVENTS BY CITY

	Interval Year	Opening date	Closing date	Space						Exhibitors						Visitors		Organizer	Auditor	Industry sector	
				Rented Space (sq.m)						Exhibitors with their own stands			Represented firms			Admission for Trade/Public	Total				
				Total	Halls		Open air		from ... countries	Total	Foreign	Total	Foreign	Total	Foreign		Total				Foreign
	Total	Foreign	Total	Foreign		Total	Foreign	Total		Foreign	Total	Foreign		Total	Foreign						
Palma (E)																					
FERIA DEL LIBRO	1	1/6	10/6		396	0	0	0	1	14	0	0	0	P			345, 321	13	3	see note	
NUPCIAL	1	26/10	28/10		1 029	0			1	62	0			P	4 165	0	345	13	3	see note	
SPORT TOURISM ISLANDAS MOTION FAIR	1	18/10	20/10		459	414	0	0	1	49	0		0	T/P			345, 20	13	3	see note	
<i>Note: the total net space includes some special show area which is not included in the "halls" or "open air" figures</i>																					
PARIS DISNEYLAND (F)																					
IT PARTNERS	1	31/1	1/2		3 715	3 715	373	0	0	9	243	29	0	0	T	7 756	87	543	10	21	
PARIS (F)																					
AFU	1	21/11	24/11		1 237	1 237	0	0		54	0	0	0	T	3 219	691	144	10	22		
ARCHITECT AT WORK	1	11/10	12/10		2 254					184	44			T	6 026	133	230	9	5		
ART PARIS	1	29/3	1/4		5 581	5 581	2 032	0	0	16	118	44	0	T/P	30 804	0	52	10	3		
AUTONOMIC PARIS	1	13/6	15/6		6 470					389	20			P	20 592	402	8	9	22		
BABY	1	9/3	11/3		1 867					91	6			P	31 382	0	246	9	3		
BEDOUK	1	8/2	9/2		3 116					458	9			T	5 333	361	215	9	4		
BEYOND BEAUTY PARIS	1	10/9	12/9		4 910	4 910	2 004	0	0	28	356	124	0	T	7 133	1 637	376	10	14		
CARTES	1	6/11	8/11		13 384	13 384	10 683	0	0	43	427	339	8	6	T	17 949	12 550	147	10	21	
CHEVAL	1	1/12	9/12		16 857	16 857	3 070	0	0	15	439	77	0	T/P	151 341	0	147	10	3		
CHOCOLAT	1	30/10	4/11		3 079	3 079	642	0	0	18	174	30	0	P	135 367	0	224	10	2		
COPROPRIETE ET GESTION DE BIENS	1	14/11	15/11		1 943	1 943	9	0	0	1	149	1	6	0	T	6 796	54	169	10	15	
DECID ' ASSUR	1	20/3	20/3		88					22				T	265	0	214	9	4		
DENIM BY PREMIERE VISION	1	23/5	24/5		3 522					81	77			P	2 577	1 881	519	9	25		
DENIM BY PREMIERE VISION	1	28/11	29/11		3 661					85	82			T	2 676	1 950	519	9	25		
DOCUMENTATION	1	21/3	22/3		1 529	1 529	108	0	0	11	175	22	19	5	T	3 680	194	543	10	21	
ECLAT DE MODE / BIJORHCA	2X1	20/1	23/1		4 981	4 981	2 733	0	0	31	398	204	24	17	T	13 584	4 428	543	10	24	
ECLAT DE MODE / BIJORHCA	2X1	30/6	3/7		5 761	5 592	3 166	169	0	36	491	261	12	2	T	10 272	3 466	543	10	24	
ECOBAT	1	7/3	9/3		907					79	2			T	5 182	0	614	9	5		
E-COMMERCE BTOB	1	3/4	5/4		648	648	24	0	0	98	3	0	0	T	4 209	174	630	9	21		
EDUCATEC EDUCATIVE	1	21/11	23/11		4 044	4 044	321	0	0	225	13	0	0	T	14 154	1 056	630	9	8		
EMBALLAGE	2	19/11	22/11		46 941	46 941	18 800	0	0	45	1 220	577	429	332	T	42 276	13 260	147	10	19	
EMPLOI PUBLIC	1	22/3	24/3		1 777	1 777	0	0	0	72	0	0	0	P	12 790	2	325	10	8		
ENERGIES RENOUVELABLES	2	3/4	5/4		8 141	8 141	2 566	0	0	24	321	85	1	0	T	10 005	763	313	10	10	
ENOVA PARIS (CARREFOUR DE L'ELECTRONIQUE, MESUREXPOVISION, OPTO, RF&HYPER)	1	23/10	25/10		3 901	3 901	446	0	0	14	313	38	94	75	T	6 284	366	315	10	19	
EQUIP BAIE	2	13/11	16/11		17 682	17 682	6 763	0	0	22	347	126	8	0	T	20 922	2 267	543	10	5	
EQUIP HOTEL	2	11/11	15/11		43 481	43 481	10 332	0	0	36	1 409	327	0	0	T	74 201	12 439	543	10	2	
EQUIPMAG	2	11/9	13/9		9 213	9 213	1 498	0	0	19	417	70	66	17	T	11 280	904	147	10	4	
ESPRIT MEUBLE	1	17/11	20/11		11 135					98	24			T	5 495	1 136	687	9	12		
ETHICAL FASHION SHOW	2X1	2/3	4/3		150	150	62	0	0	9	25	11	0	0	T/P	1 197	120	445	10	25	
ETHICAL FASHION SHOW	2X1	7/9	9/9		359	359	173	0	0	13	39	17	0	0	T/P	1 905	53	445	10	25	
EUROCANCER	1	19/6	21/6		282	282	12	0	0	2	28	2	0	0	T	3 110	675	219	10	22	
EUROPAIN & INTERSUC	2	3/3	7/3		26 664	26 664	6 560	0	0	24	537	149	242	15	T	56 278	17 312	220	10	2	
EUROPCR	1	15/5	18/5		5 295	5 295	4 264	0	0	28	153	134	0	0	T	10 539	10 075	219	10	22	
EUROSATORY	2	11/6	15/6		68 055	37 310	25 373	30 745	13 247	52	1 432	989	0	0	T	53 480	29 560	142	10	7	
EXPOBOIS	2	8/2	11/2		13 762	13 762	5 593	0	0	13	246	113	56	45	T	9 909	658	147	10	19	
EXPOFIL	2X1	14/2	16/2		872	872	731	0	0	14	37	33	0	0	T			522	9	25	
EXPOFIL	2X1	19/9	21/9		1 157	1 157	1 114	0	0	17	51	48	0	0	T			522	9	25	
EXPOLANGUES	1	1/2	4/2		1 241	1 241	374	0	0	11	101	23	0	0	P	23 800	0	324	10	8	
EXPOPROTECTION	2	4/12	7/12		20 444	20 444	6 624	0	0	35	715	243	0	0	T	28 311	5 438	543	10	7	
FAIRE CONSTRUIRE SA MAISON	1	14/9	16/9		2 582	2 582	15	0	0	1	101	1	0	0	P	19 713	0	502	10	15	
FAME (DANS LE CADRE DE WHO'S NEXT & PRÊT À PORTER PARIS ©)	2X1	21/1	24/1		4 739	4 739	2 308	0	0	25	236	115	4	1	T			690	10	25	
FETE DE LA COURTOISIE	1	24/6	24/6		737					258				P	2 343	0	121	9	27		
FIAC	1	18/10	21/10		8 502	8 502	5 649			26	201	126		T/P	48 292		543	10	3		
FISCAP	1	5/4	6/4		751	751	0	0	0	59	0	0	0	0	T/P	3 872	0	566	10	4	
FOIRE D'AUTOMNE	1	26/10	4/11		10 300	10 300	1 255	0	0	21	387	61	0	0	P	95 814	0	147	10	27	
FOIRE INTERNATIONALE	1	27/4	8/5		80 083	78 148	10 821	1 935	39	52	2 368	639	0	0	P	619 745	0	147	10	27	
FORUM DES TELECOMMUNICATIONS	1	16/2	17/2		1 448					110				P	10 206	0	291	9	21		
FORUM E-MARKETING	1	24/1	25/1		1 452					138	13			T	12 034	599	194	9	4		
FORUM EMPLOI SENIORS	1	14/3	14/3		210					35				P	9 000	0	223	9	8		
FORUM GI	1	13/3	14/3		354					35	5			T	1 029	31	323	9	4		
FORUM TRIUM	1	14/11	14/11		2 225					140	6			P	3 104	0	17	9	4		
FRANCHISE EXPO PARIS	1	18/3	21/3		10 040	10 022	919	18	0	19	483	53	0	0	T	32 334	2 676	543	10	4	
FROMAGE ET PRODUITS LAITIERS	2	26/2	29/02		1 774	1 774	187	0	0	7	150	20	5	1	T	5 997	1 270	147	10	2	

2012 EVENTS BY CITY

	Interval Year	Opening date	Closing date	Space				Exhibitors				Visitors				Organizer	Auditor	Industry sector	
				Rented Space (sq.m)				Exhibitors with their own stands		Represented firms		Admission for Trade/Public	Total						
				Total	Halls		Open air		from ... countries	Total	Foreign		Total	Foreign	Total				Foreign
	Total	Foreign	Total	Foreign		Total	Foreign	Total	Foreign		Total	Foreign							
PARIS (F)																			
PACK AND GIFT	1	13/6	14/6	2 277						225	61			T	3 252	341	346	9	11
PARASITEC 2012	1	14/11	16/11	1 080						67	33			T	1 836	491	507	9	22
PARI FERMIER	1	21/9	23/9	667						94				P	10 160	0	41	9	2
PARI FERMIER AUTOMNE	1	26/10	29/10	570						81	1			P	8 801	0	41	9	2
PARI FERMIER PRINTEMPS	1	30/3	1/4	633						94	1			P	8 661	0	41	9	2
PARIS SUR MODE ATELIER	2X1	2/3	5/3	1 791	1 791	1 014	0	0	24	217	131	3	1	T	incl. in Première Classe		690	10	25
PARIS SUR MODE ATELIER	2X1	28/9	1/10	2 968	2 968	1 781	0	0	27	337	209	0	0	T	incl. in Première Classe		690	10	25
PARIZZA	1	15/2	16/2	950	950	194	0	0	3	58	14	5	0	T	1 998	112	543	10	2
PATRIMOINE CULTUREL	1	8/11	11/11	2 906						186	16			P	14 982	990	80	9	3
PHARMAPACK EUROPE	1	15/2	16/2	1 821						263	159			T	2 744	1 032	114	9	10
PIZZA & PASTA EXPO	1	3/4	4/4	318	318	171	0	0	3	22	10	0	0	T	738	167	315	10	2
PLAYTIME	2X1	28/1	30/1	3 500						335	158			T	6 686	2 290	512	9	25
PLAYTIME	2X1	7/7	9/7	3 175						345	186			T	5 605	2 030	512	9	25
PODOLOGIE	1	9/3	10/3	1 171						41	1			T	2 851	246	14	9	22
PREMIERE CLASSE	2X1	2/3	5/3	3 017	3 017	1 803	0	0	27	382	243	11	8	T	16 908	10 056	690	10	25
PREMIERE CLASSE	2X1	28/9	1/10	2 998	2 998	1 812	0	0	32	408	259	0	0	T	19 394	10 318	690	10	25
PREMIERE CLASSE (DANS LE CADRE DE WHO'S NEXT & PRÊT À PORTER ®)	2X1	21/1	24/1	5 776	5 776	3 278	0	0	35	606	338	20	15	T	incl. in Who's Next PAP Paris		690	10	25
PREMIERE CLASSE (DANS LE CADRE DE WHO'S NEXT & PRÊT À PORTER ®)	2X1	30/6	3/7	5 439	5 439	3 153	0	0	35	615	345	0	0	T	incl. in Who's Next PAP Paris		690	10	25
PREMIERE VISION	2X1	14/2	16/2	28 427	28 427	25 198	0	0	28	688	590	0	0	T	43 307	23 804	521	9	25
PREMIERE VISION	2X1	19/9	21/9	29 587	29 587	26 282	0	0		746	656	0	0	T	46 276	33 821	521	9	25
RENCONTRE UNIVERSITE ENTREPRISE	1	15/3	16/3	1 406						92	0			P	5 370	35	322	9	8
RENOVER	1	16/3	18/3	2 461						66	0			P	17 101	0	386	9	5
RENTREE	1	7/9	8/9	1 062	1 062	9	0	0	1	104	1	0	0	P	12 654	0	324	10	8
RETROMOBILE	1	1/2	5/2	14 202	14 202	2 618	0	0	12	378	65	0	0	P	68 409	0	147	10	3
RUNNING EXPO	1	12/4	14/4	4 752						195	27			P	64 003	14 003	35	9	3
S.I.A - SALON INTERNATIONAL DE L'AGRICULTURE	1	25/2	4/3	46 845	46 845	2 662	0	0	26	1 127	62	0	0	T/P	678 816	5 025	147	10	1
SALON ADMISSION POST BAC	1	6/1	7/1	2 605						155	0			P	38 734	0	322	9	8
SALON D'AUTOMNE	1	25/10	29/10	2 700						688	171			P	12 700	0	605	9	25
SALON DE LA FORMATION CONTINUE	1	23/3	24/3	840	840	0	0	0		68	0	0	0	P	24 832	0	324	10	8
SALON DE LA PLONGEE	1	13/1	16/1	4 359						311	88			P	21 816	0	342	9	3
SALON DE L'APPRENTISSAGE ET DE L'ALTERNANCE	1	13/1	15/1	2 262	2 262	12	0	0	1	179	1	0	0	P	55 700	0	324	10	8
SALON DE L'ÉTUDIANT INFORMATIQUE ET MULTIMEDIA	1	28/1	29/1	360	360	0	0	0	1	38	0	0	0	P	14 933	0	324	10	8
SALON DE L'ÉTUDIANT SPECIAL SANTE, SOCIAL ET PARAMEDICAL	1	15/12	16/12	597	597	18	0	0	2	49	2	0	0	P	18 208	0	324	10	8
SALON DES ETUDES ET CARRIERES INTERNATIONALES	1	28/1	29/1	792	792	279	0	0	9	79	37	0	0	P	22 898	0	324	10	8
SALON DES FORMATIONS ARTISTIQUES	1	15/12	15/12	453	453	0	0	0	1	39	0	0	0	P	4 869	0	324	10	8
SALON DES FORMATIONS ET DES METIERS DE L'ENVIRONNEMENT	1	15/12	16/12	234	234	18	0	0	2	21	2	0	0	P	9 550	0	324	10	8
SALON DES PETITS CE	1	6/3	7/3	608	608	0	0	0		89	0	0	0	T	1 099	0	147	10	4
SALON DES SENIORS	1	29/3	31/3	2 399						259	8			P	38 249	0	339	9	27
SALON DES SOLIDARITES	1	1/6	3/6	1 925						213	19			P	18 868	0	75	9	8
SALON MAIRES ET COLLECTIVITES LOCALES SMCL	1	20/11	22/11	23 716	23 716	856	0	0	13	778	30	0	0	T	54 107	749	325	10	4
SALON MARIONS NOUS	1	29/9	30/9	1 481						141				P	15 126	0	197	9	4
SALON PHILATHELIQUE	1	8/11	11/11	1 468						88	17			P	11 500	0	136	9	3
SALON PROFESSIONNEL DES VINS DES VIGNERONS INDEPENDANTS D'EUROPE	1	5/3	5/3	256	256	4	0	0	1	62	1	0	0	T	197	9	680	10	2
SALON SPECIAL BAC	1	7/7	8/7	1 317	1 317	9	0	0	1	108	1	0	0	P	11 560	0	324	10	8
SALON SPECIAL GRANDES ECOLES	1	14/12	16/12	1 942	1 942	87	0	0	6	210	9	0	0	P	31 675	0	324	10	8
SALON STUDYRAMA - SUP'ALTERNANCE	1	16/3	17/3	1 440						130				P	15 524	0	326	9	8
SALON STUDYRAMA 2EME RENTREE	1	2/12	2/12	180						27				P	4 196	0	326	9	8
SALON STUDYRAMA DE LA POURSUITE D'ETUDES APRES UN BAC 2/3	1	13/1	14/1	909						90				P	10 073	0	326	9	8
SALON STUDYRAMA DES 1ERES TERMINALES ET BAC 1	1	15/1	15/1	639						56				P	8 387	0	326	9	8
SALON STUDYRAMA DES FORMATIONS ARTISTIQUES ET CULTURELLES	1	13/1	14/1	525						46	1			P	8 738	0	326	9	8
SALON STUDYRAMA DES FORMATIONS COMMERCIALES MARKETING ET COMMUNICATION	1	4/2	4/2	297						31				P	6 306	0	326	9	8
SALON STUDYRAMA DES FORMATIONS MEDICALES ET PARAMEDICALES	1	5/2	5/2	297						30				P	3 473	0	326	9	8

2012 EVENTS BY CITY

	Interval Year	Opening date	Closing date	Space				Exhibitors				Visitors				Organizer	Auditor	Industry sector		
				Rented Space (sq.m)				Exhibitors with their own stands		Represented firms		Admission for Trade/Public	Total							
				Total	Halls		Open air		from ... countries	Total	Foreign		Total	Foreign	Total				Foreign	
	Total	Foreign	Total	Foreign		Total	Foreign	Total	Foreign		Total	Foreign								
PARIS (F)																				
SALON STUDYRAMA DES FORMATIONS TOURISME HOTELIERE RESTAURATION	1	4/2	4/2	324							36	3			P	5 202	0	326	9	8
SALON STUDYRAMA DES MASTERS SPECIALISES ET MBA - POLE INTERNATIONAL	1	7/1	7/1	390							59	2			P	2 837	0	326	9	8
SALON STUDYRAMA DES MASTERS 1 ET 2 PS ET MBA	1	9/3	10/3	1 017							108	2			P	13 979	0	326	9	8
SALON VOCATIS GESTION DE CARRIERE	1	12/4	12/4	318							47	2			P	1 470	0	326	9	8
SALONS CE PARIS	2X1	31/1	2/2	2 847	2 847	33	0	0	3	242	5	0	0	T	5 835	0	147	10	4	
SALONS CE PARIS & LOISIR EXPO	2X1	18/9	20/9	2 274	2 274	39	0	0	4	287	6	0	0	T	6 425	0	147	10	4	
SALONS SOLUTIONS	1	2/10	4/10	2 184	2 184	96	0	0	8	185	11	35	0	T	4 559	251	359	10	21	
SANDWICH & SNACK SHOW	1	15/2	16/2	5 078	5 078	595	0	0	9	278	37	15	2	T	10 580	807	543	10	2	
SATIS	1	13/11	15/11	3 083	3 083	510	0	0	11	149	26	0	0	T	10 956	478	543	10	3	
SAVEURS DES PLAISIRS GOURMANDS	2X1	1/6	4/6	1 729	1 729	75	0	0	4	144	8	0	0	P	14 100	0	147	10	2	
SFORL	1	13/10	15/10	1 105	1 105	0	0	0		58	0	0	0	T	4 526	1 122	144	10	22	
SFRO	1	27/9	29/9	373	373	0	0	0		40	0	0	0	T	1 266	222	144	10	22	
SIAL, TENUE CONJOINTE AUX SALONS IPA ET IN-FOOD	2	21/10	25/10	118 171	118 171	99 892	0	0	99	5 580	4 760	290	168	T	150 258	94 433	597	10	2	
SIEC - RETAIL ET IMMOBILIER COMMERCIAL	1	13/6	14/6	2 910						99	2			T	5 592	103	130	9	12	
SIEL	1	29/1	31/1	2 516	2 516	382	0	0	8	114	15	0	0	T	7 627	533	543	10	3	
SIL - LINGERIE	1	21/1	23/1	10 718	10 718	6 652	0	0	33	310	215	0	0	T	18 604	10 906	221	10	25	
SILMO	1	4/11	7/11	32 362	32 362	16 240	0	0	41	844	602	0	0	T	34 696	19 029	147	10	22	
SIME-SITEM	1	24/1	26/1	1 020						89	12			T			477	9	3	
SIMI	1	5/12	7/12	8 418	8 418	34	0	0	1	359	2	0	0	T	22 201	289	325	10	15	
SIMP	1	24/6	24/6	536	536	257	0	0	11	99	46	2	1	P	766	0	166	10	3	
SISEG - BUREAUX EXPO	1	29/3	30/3	4 577	4 577	45	0	0		197	2	0	0	T	8 118	232	630	9	4	
SITAP SALON DE L'IMMOBILIER TUNISIEN	1	25/5	28/5	1 752						96	96			P	24 537	23 638	496	9	15	
SITL EUROPE	2	27/3	30/3	15 391	15 391	2 806	0	0	28	790	135	0	0	T	17 629	2 280	543	10	26	
SMAC 2012	1	18/3	19/3	3 671						117	44			T	3 414	325	601	9	3	
SOFCOT	1	12/11	15/11	3 480	3 480	0	0	0		134	0	0	0	T	9 479	0	144	10	22	
SOLUTIONS LINUX / OPEN SOURCE	1	19/6	21/6	1 078	1 078	34	0	0		184	5	0	0	T	6 916	280	630	9	21	
SRLF	1	18/1	20/1	972	972	0	0	0		59	0	0	0	T	3 141	595	144	10	22	
STRATÉGIE CLIENTS	1	3/4	5/4	2 216	2 216	136	0	0		160	13	0	0	T	12 140	348	630	9	4	
TEXWORLD	2X1	13/2	16/2	11 231	11 231	11 211	0	0	27	702	697	0	0	T	13 436	11 371	445	10	25	
TEXWORLD	2X1	17/9	20/9	14 847	14 847	14 826	0	0	32	974	970	0	0	T	14 370	12 217	445	10	25	
TRADEXPO	3X1	13/1	17/1	13 978	13 978	2 145	0	0	10	211	31	0	0	T	7 567	814	315	10	4	
TRADEXPO	3X1	3/6	6/6	6 078	6 078	1 113	0	0	7	120	15	0	0	T	2 673	327	315	10	4	
TRADEXPO	3X1	7/9	11/9	16 217	16 217	2 388	0	0	8	263	82	0	0	T	5 927	766	315	10	12	
TRANSPORTS PUBLICS	2	5/6	7/6	9 188	9 099	4 277	89	63	18	223	63	0	0	T	8 074	1 012	309	10	26	
VERSION SCRAP	1	30/3	1/4	1 332	1 332	158	0	0	3	61	9	0	0	P	14 267	0	314	10	3	
VINS DES VIGNERONS INDEPENDANTS	1	23/3	26/3	3 668	3 668	0	0	0		603	0	0	0	P	46 212	0	680	10	2	
VINS DES VIGNERONS INDEPENDANTS	1	22/11	26/11	6 168	6 168	0	0	0		1 011	0	0	0	P	123 318	0	680	10	2	
VISCOM PARIS	1	25/9	27/9	5 404	5 404	1 020	0	0	13	150	38	0	0	T	6 516	942	543	10	4	
VIVRE AUTREMENT	1	16/3	19/3	3 692						377	23			P	30 567	0	614	9	10	
WHO'S NEXT & PRÊT À PORTER PARIS ®	2X1	21/1	24/1	24 577	24 577	12 438	0	0	40	994	583	88	42	T	78 845	27 026	690	10	25	
WHO'S NEXT & PRÊT À PORTER PARIS ®	2X1	30/6	3/7	18 149	18 149	10 244	0	0	40	895	553	0	0	T	61 720	24 122	690	10	25	
ZOOM BY FATEX	2X1	14/2	16/2	1 269	1 269	1 245	0	0	11	129	124	0	0	T	6 777	3 853	221	10	25	
SALON WHISKY LIVE & FINE SPIRITS	1	8/9	10/9	402						136	63			T/P	3 458	0	271	9	2	
Parma (I)																				
CIBUS	2	7/5	10/5	46 032	45 303	1 249	729	0		897	24	1 047	52	T	52 765	6 311	267	12	2	
DOLCE	2	7/5	10/5	6 843	6 843	215	0	0		213	6	116	17	T	incl. in CIBUS		267	12	2	
EUROSTAMPI	1	24/3	26/3	3 669	3 669	352	0	0		157	13	45	30	T	5 611	117	591	6	19	
GOTHA	2	17/11	25/11	2 310	2 310	160	0	0		70	5	0	0	P	4 955	0	267	6	13	
IL SALONE DELCAMPER	1	10/9	18/9	41 036	40 154	17 094	882	156		230	50	31	10	T/P	111 887	0	591	6	3	
MECSPE	1	24/3	26/3	6 760	6 760	212	0	0		225	14	181	117	T	19 655	301	591	6	19	
MERCANTEINFIERA AUTUNNO	1	1/10	9/10	19 480	19 480	848	0	0		942	48	0	0	T/P	4 288	987	267	6	13	
MERCANTEINFIERA PRIMAVERA	1	26/2	6/3	17 641	17 641	842	0	0		907	44	0	0	T/P	44 624	532	267	6	13	
Passau (D)																				
Passauer Frühling DreländerMesse - Consumer goods fair	2	17/3	25/3	11 290	9 490	1 499	1 800	40	7	422	79			P	66 505		390	11	27	
PAU (F)																				
ASPHODELE	1	14/12	16/12	1 730						181	4			P	11 013	0	178	9	22	
AUTO ET MOTO	2	19/10	21/10	7 424	6 584	0	840	0		34	0	0	0	P	7 531	0	71	10	26	
FOIRE EXPOSITION	1	7/9	16/9	13 577	4 667	0	8 910	0		269	0	0	0	P	62 658	0	71	10	27	
HABITAT DECORATION JARDIN	1	8/3	11/3	5 571	4 317	0	1 254	0		256	0	0	0	P	9 820	0	71	10	12	

2012 EVENTS BY CITY

	Interval Year	Opening date	Closing date	Space						Exhibitors						Visitors		Organizer	Auditor	Industry sector	
				Rented Space (sq.m)						Exhibitors with their own stands			Represented firms			Admission for Trade/Public					
				Total	Halls		Open air		from ... countries	Total	Foreign	Total	Foreign	Total	Foreign						
	Total	Foreign	Total	Foreign		Total	Foreign	Total	Foreign	Total	Foreign	Total	Foreign								
PERPIGNAN (F)																					
IMMOBILIER	1	20/1	22/1	522						33				P	5 328	0	295	9	15		
MEDFEL	1	24/4	26/4	2 760	2 760	764	0	0	12	214	78	0	0	T	4 321	1 054	10	10	1		
Placenza (I)																					
APIMELL	1	4/3	6/3	2 092	2 092	0	0	0		92	16	2	0	T/P	26 233	1 280	511	6	1		
FRANCHISING	1	26/5	27/5	627	522	0	105	0		47	7	0	0	T/P	1 837	179	531	6	4		
GEOFLUID	2	3/10	6/10	13 146	7 071	214	6 075	100		258	27	104	91	T	10 411	2 210	511	6	10		
PLAILLY (Parc Asterix) (F)																					
FORUM DES LOISIRS 2012	1	22/5	22/5	688						50	1			T	1 472	7	503	9	3		
Plovdiv (BG)																					
AGRA	1	6/3	10/3	12 624	4 888	1 084	7 736	411	20	360	69			T/P	24 489	1 469	364	5	1		
International Technical Fair	1	24/9	29/9	27 353	11 120	3 201	16 233	630	26	751	247			T/P	40 508	4 577	364	5	19		
Foodtech	1	15/3	18/3	722	722	216	0	0	8	53	25			T/P	incl. in Vinaria		364	5	2		
Medicus Dento Galenia	1	17/10	20/10	1 619	1 619	59	0	0	4	88	4			T/P	3 202	183	364	5	22		
Vinaria	1	15/10	18/10	3 108	2 693	302	415	0	12	130	35			T/P	7 416	578	364	5	2		
POITIERS (F)																					
ARMES ANCIENNES	1	18/2	19/2	683	683	0	0	0		106	0	106	0	P	3 420	0	6	10	3		
ART DE VIVRE AU JARDIN	1	14/10	14/10	1 676	1 676	0	0	0		124	0	124	0	T	237	0	141	10	13		
BRADERIE EMMAÜS	1	23/3	25/3	3 348						1				P	19 000	0	152	9	27		
BRADERIE EMMAÜS	1	21/9	23/9	3 348						1				P	18 100	0	152	9	27		
COLLECTION PASSION	1	3/11	4/11	2 036						159				P	5 136	0	515	9	3		
EQUIPEMENT PROFESSIONNEL ET DU BRICOLAGE	1	26/2	27/2	3 014	3 014	0	0	0		271	0	271	0	T	495	0	141	10	4		
EXPOSITION CANINE	1	20/10	21/10	231						11	1			P	2 114	0	604	9	3		
FOIREXPO POITIERS	1	12/5	20/5	15 978	2 882	18	13 096	0	1	196	1	0	0	P	80 256	0	115	10	27		
HABITAT EXPO	1	22/9	24/9	1 798	1 798	0	0	0		92	0	0	0	P	4 096	0	312	10	12		
L'ETUDIANT	1	10/2	11/2	939	939	0	0	0	2	93	0	0	0	P	27 269	0	324	10	8		
MAISON CONFORT	1	3/2	5/2	3 110	3 110	0	0	0		163	0	5	0	P	7 452	0	115	10	12		
MARIAGE	1	3/2	5/2	423	423	0	0	0		42	0	4	0	P	incl. in Maison Confort		115	10	3		
PROXI LOISIRS	2	30/3	1/4	2 025	1 625	0	400	0		131	0	0	0	P	25 742	0	148	10	3		
RESPIRE LA VIE	1	23/11	25/11	1 778						188	1			P	8 344	0	412	9	2		
PONTCHATEAU (F)																					
FOIRE EXPOSITION	1	23/3	25/3	4 052						154				P	10 941	0	151	9	27		
PONTOISE (F)																					
FOU D'HISTOIRE	1	16/11	18/11	3 825						286	75			P	6 406	0	46	9	3		
MARCHE DE L'HISTOIRE	1	14/4	15/4	2 888						208	78			P	3 926	0	46	9	3		
Pordenone (I)																					
COILTECH - Fiera specializzata nei materiali e nei macchinari per la produzione di motori elettrici di generatori, di trasformatori di potenza e distribuzione, di trasformatori industriali e di avvolgimenti in genere (terza edizione)	1	26/9	27/9	1 532	1 514	456	18	18	15	90	31	42	12	T	1 060	123	532	12	19		
SICAM - Salone internazionale dei componenti, semilavorati e accessori per l'industria del mobile (quarta edizione)	1	17/10	20/10	13 860	13 860	2 142	0	0	26	399	86	140	48	T	16 648	5 029	239	12	19		
Porto (P)																					
CERANOR - House, Hotel, Decoration and Gift Sector / BRINDE - Toys and Gifts Exhibition	1	5/9	9/9	11 671	11 671	903	0	0	4	175	8	0	0	T	11 635	289	238	2	12, 13		
EMAF - International Machines-Tool and Accessories Exhibition	2	21/11	24/11	12 802	12 802	2 033	0	0	10	264	45	0	0	T	26 908	1 107	238	2	19		
EXPOCOSMÉTICA - International Cosmetics, Esthetics and Hair Exhibition	1	31/3	2/4	9 525	9 525	1 362	0	0	5	176	33	0	0	T/P	36 754	494	238	2	14		
EXPORTHOME - Furniture, Lighting and Household Goods for Export	1	15/2	19/2	7 399	7 399	180	0	0	1	99	6	0	0	T	17 662	560	238	2	12, 13		
FIMAP - International Woodworking Machines Fair / FERRÁLIA - Exhibition of Auxiliary Equipment and Supplies for the Wood Industry	2	21/11	24/11	1 479	1 479	113	0	0	2	27	3	0	0	T	2 061	46	238	2	5, 19		
INTERDECORAÇÃO - Home, Hotel, Decoration and Gift	1	15/2	19/2	10 823	10 823	679	0	0	4	148	7	0	0	T	incl. in EXPORTHOME		238	2	12, 13		
PORTOJOIA - International Jewellery, Gold and Watch Exhibition	1	19/9	23/9	5 161	5 155	243	6	0	3	147	10	0	0	T	7 703	158	238	2	24		
QUALIFIC@ - Education, Training, Youth and Employment Exhibition	1	26/4	29/4	8 328	8 328	18	0	0	2	117	2	0	0	P	30 645	10	238	2	8		
Poznan (PL)																					
Aktywni 50+	1	17/3	18/3	1 680	1 680	6	0	0	2	135	1			P	3 188		472	5	3		
Arena Design	1	5/3	8/3	2 259	2 259	0	0	0	3	58	3			T/P	8 140	15	472	5	12		
BTS 1	2x1	27/2	29/2/2012	1 480	1 480	400	0	0	11	77	22			T	5 704	438	472	5	25		
BTS 2	2x1	11/9	13/9	1 664	1 664	547	0	0	10	89	24			T/P	4 491	404	472	5	25		
Budma	1	24/1	27/1	20 692	20 313	4 437	379	24	33	773	241			T/P	41 102	2 717	472	5	5		
Bumasz	2	24/1	27/1	3 523	3 523	909	0	0	12	119	47			T/P	incl. in BUDMA		472	5	5		
Cavaliada-Poznań	1	7/12	9/12	7 987	7 987	123	0	0	3	99	7			T/P	14 389		472	5	3		
CEDE	1	20/9	22/9	7 567	7 567	887	0	0	18	261	47			T	13 492		227	5	22		

2012 EVENTS BY CITY

	Interval Year	Opening date	Closing date	Space				Exhibitors				Visitors				Organizer	Auditor	Industry sector		
				Rented Space (sq.m)				Exhibitors with their own stands		Represented firms		Admission for Trade/Public	Total							
				Total	Halls		Open air		from ... countries	Total	Foreign		Total	Foreign	Total				Foreign	
Poznan (PL)																				
	1	24/1	27/1	2 794	2 774	314	20	0	11	87	15			T/P	incl. in BUDMA		472	5	5	
	1	27/3	30/3	18 230	17 042	2 185	1 188	0	16	351	112			T/P	incl. in POLEKO	14 555	939	472	5	12
	1	20/11	23/11	126	126	0	0	0	1	8	0			T/P			472	5	5	
	1	3/2	5/2	4 001	4 001	102	0	0	10	454	21			T/P		27 411		472	5	8
	1	13/3	15/3	574	574	9	0	0	3	58	3			T/P		1 317	23	472	5	17
	1	27/3	29/3	2 364	2 364	149	0	0	7	97	13			T/P		3 227	48	472	5	4
	1	8/5	10/5	3 585	3 503	332	82	4	10	193	22			T/P		5 687		472	5	9
	1	7/12	9/12	1 703	1 703	33	0	0	5	351	6			P		12 006		472	5	3
	1	18/5	20/5	2 835	2 835	261	0	0	7	76	7			T/P		4 457	5	472	5	3
	1	10/5	12/5	197	197	0	0	0	1	32	0			T		454		472	5	4
	1	27/3	30/3	4 636	4 636	645	0	0	17	160	38			T/P	incl. in DREMA		472	5	12	
	1	24/2	26/2	12 382	12 266	1 023	116	0	10	432	39			T/P		22 452	227	472	5	3
	1	24/1	27/1	348	348	95	0	0	5	17	6			T/P	incl. in BUDMA		472	5	5	
	1	20/11	23/11	963	961	50	2	0	2	108	1			T/P	incl. in POLEKO		472	5	5	
	1	8/5	10/5	1 388	1 346	393	42	0	6	59	14			T/P	incl. in EXPOPOWER		472	5	9	
	1	27/10	28/10	792	792	9	0	0	2	28	1			T/P	incl. in Game		472	5	3	
	1	27/10	28/10	7 143	7 143	105	0	0	6	297	13			T/P	incl. in Game		472	5	3	
	1	5/3	8/3	2 795	2 795	594	0	0	10	130	26			T/P	incl. in Meble		472	5	12	
	2	23/4	26/4	13 466	12 926	1 860	540	13	19	410	89			T/P		20 690	714	472	5	5
	2	27/2	29/2	1 116	1 116	106	0	0	6	32	7			T	incl. in BTS 1		472	5	25	
	1	8/10	11/10	2 148	2 024	142	124	0	5	125	7			T/P	incl. in Polagra Food		472	5	2	
	1	29/5	1/6	18 474	18 268	4 235	206	16	29	717	336			T/P		12 464	153	472	5	19
	1	7/11	10/11	5 513	5 213	2 476	300	0	18	225	127			T/P		6 160		472	5	5
	1	20/11	23/11	4 048	3 885	0	163	0	7	85	15			T/P	incl. in POLEKO		472	5	5	
	1	17/3	18/3	3 591	3 591	115	0	0	8	182	13			T/P		13 470		472	5	14
	1	5/3	8/3	15 725	15 725	601	0	0	10	203	18			T/P		13 073	502	472	5	12
	2	30/11	2/12	1 397	1 377	697	20	0	6	66	14			T/P		1 197		472	5	4
	1	13/4	15/4	25 371	22 509	480	2 862	0	5	91	5			T/P		46 843		472	5	16
	1	27/2	29/2	4 962	4 962	1 567	0	0	11	185	61			T	incl. in BTS 1		472	5	25	
	1	9/11	10/11	1 694	1 694	114	0	0	6	94	7			T/P		1 909	44	472	5	23
	1	8/10	11/10	4 482	4 393	753	89	0	23	364	49			T/P		38 796	2 235	472	5	2
	1	8/10	11/10	2 181	2 121	60	60	0	3	73	6			T/P	incl. in Polagra Food		472	5	2	
	2	16/2	19/2	32 717	32 573	1 352	144	0	15	269	33			T/P		27 548	176	472	5	1
	1	7/10	11/10	10 499	10 315	1 246	184	29	18	264	57			T/P	incl. in Polagra Food		472	5	2	
	1	20/11	23/11	11 556	11 121	2 501	435	0	20	510	162			T/P		15 820		472	5	10
	1	26/10	28/10	1 273	1 228	0	45	0	2	25	1			T/P		32 229		472	5	21
	1	15/4	16/4	231	201	9	30	0	2	21	1			T		520		472	5	21
	1	12/10	14/10	880	694	17	186	0	4	61	3			P	free entry		472	5	3	
	1	30/3	31/3	436	436	10	0	0	2	51	1			T		320		472	5	23
	1	25/2	26/2	392	392	0	0	0	1	18	0			T/P	incl. in Gardenia		472	5	3	
	1	6/11	8/11	512	512	0	0	0	1	55	0			T/P		659		472	5	4
	2	14/3	16/3	5 214	5 214	552	0	0	15	278	42			T/P		5 042	133	472	5	22
	2	23/4	26/4	5 951	4 249	1 359	1 702	0	20	224	57			T/P	incl. in Instalacje		472	5	7	
	2	23/4	26/4	5 465	5 362	811	103	0	18	238	51			T/P	incl. in Instalacje		472	5	7	
	1	13/11	15/11	432	432	0	0	0	1	15	0			T		581	36	472	5	17
	1	11/9	13/9	3 957	3 957	1 580	0	0	14	134	48			T/P	incl. in BTS 2		472	5	25	
	2	8/10	11/10	14 730	12 650	2 437	2 080	0	28	522	158			T/P	incl. in Polagra Food		472	5	11	
	2	23/4	26/4	65	65	0	0	0	1	3	0			T/P	incl. in Instalacje		472	5	5	
	1	27/2	29/2	615	615	450	0	0	9	41	27			T	incl. in BTS 1		472	5	25	
	1	24/10	27/10	5 561	5 506	1 641	55	24	44	669	224			T/P		20 707		472	5	6
	2	12/4	15/4	6 196	5 718	912	478	0	16	232	83			T/P		10 631	118	472	5	16
	2	23/4	26/4	324	324	20	0	0	2	18	1			T/P	incl. in Instalacje		472	5	5	
QUIMPER (F)																				
	1	11/2	13/2	901	901	0	0	0		53	0	0	0	P		2 669	0	312	10	10
	1	22/11	22/11	172						33	0			P		1 785	0	518	9	8
	1	10/3	12/3	3 368						165	0			P		7 923	0	173	9	12
	1	17/11	19/11	1 113						121	0			P		9 804	0	173	9	2
	1	20/10	22/10	3 681	3 681	0	0	0		174	0	0	0	P		9 177	0	312	10	12
	1	3/11	4/11	763						91	0			P		7 050	0	173	9	27
	1	23/3	26/3	1 468	1 468	0	0	0		176	0	0	0	P		13 655	0	312	10	2

2012 EVENTS BY CITY

	Interval Year	Opening date	Closing date	Space				Exhibitors				Visitors				Organizer	Auditor	Industry sector		
				Rented Space (sq.m)				Exhibitors with their own stands		Represented firms		Admission for Trade/Public	Total							
				Total	Halls		Open air		from ... countries	Total	Foreign		Total	Foreign	Total				Foreign	
	Total	Foreign	Total	Foreign		Total	Foreign	Total	Foreign		Total	Foreign								
REIMS (F)																				
ID CREATIVES	1	22/3	25/3	1 077	1 077	142	0	0	5	89	10	0	0	P	8 441	0	314	10	3	
NOV@FLOR	1	6/10	8/10	1 158						61	10			T	3 002	31	109	9	1	
SALONS CE REIMS	1	16/2	17/2	573	573	47	0	0	2	73	3	0	0	T	952	0	147	10	4	
TENDANCE NATURE	1	16/3	18/3	4 520	4 520	593	0	0		224	27	0	0	P	14 802	0	550	9	1	
MEUBLE	1	23/9	25/9	4 490						63	32			T	1 166	123	550	9	12	
RENNES (F)																				
ARTIBAT	2	24/10	26/10	28 280	23 033	1 355	5 247	0	13	1 029	74	70	2	T	38 044	273	57	10	5	
CAMPING CAR ET CARAVANE	1	8/11	12/11	8 663						10				P	3 954	0	104	9	26	
CFIA	1	13/3	15/3	17 855	17 855	1 772	0	0	15	1 050	117	0	0	T	14 751	642	311	10	2	
ESPRIT MAISON - ESPRIT JARDIN	1	5/10	8/10	6 548	6 548	0	0	0		225	0	0	0	P	20 307	0	505	10	12	
EXPLOR EMPLOI	1	10/5	10/5	320						86	0			P	2 827	0	518	9	8	
FOIRE INTERNATIONALE	1	24/3	1/4	22 281	14 683	204	7 598	0	12	522	14	26	3	P	100 878	35	505	10	27	
HABITER DEMAIN	1	5/10	7/10	1 104						72				P	6 448	0	163	9	12	
HEXAGONE	1	26/2	27/2	2 052						119	9			T	2 937	0	609	9	4	
HEXAGONE	1	30/9	1/10	1 299						67	6			T	2 783	0	609	9	4	
L'ETUDIANT	1	12/1	14/1	2 888	2 888	30	0	0	3	321	3	0	0	P	59 840	0	324	10	8	
MAISON NEUVE ET RENOVATION - ECONOMIES D'ENERGIES	1	13/1	15/1	888						62				P	7 473	0	295	9	5	
RESPIRE LA VIE	1	20/1	22/1	1 886						203	9			P	6 816	0	412	9	2	
SALONS CE RENNES	2X1	1/3	2/3	530	530	0	0	0		72	0	0	0	T	813	0	147	10	4	
SALONS CE RENNES	2X1	11/10	12/10	613	613	0	0	0		82	0	0	0	T	1 152	0	147	10	4	
SIT RENNES	1	2/3	4/3	2 256	2 256	0	0	0		463	0	0	0	P	38 078	0	572	10	6	
SPACE	1	11/9	14/9	56 931	27 899	7 443	29 032	12 018	33	1 218	316	79	54	T	109 035	11 080	613	10	1	
VINS DES VIGNERONS INDEPENDANTS	1	27/1	29/1	1 738	1 738	0	0	0		283	0	0	0	P	19 145	0	680	10	1	
VINS ET GASTRONOMIE	1	1/11	4/11	3 835	3 835	0	0	0		332	0	0	0	P	41 682	0	312	10	2	
Ried (A)																				
Automesse	1	3/2	5/2	6 075	6 020	0	55	0	1	39	0	37	37	P	7 879	0	451	1	16	
Riihimäki (SF)																				
XX International Sportsmen's Fair	2	7/6	10/6	11 266	1 936		9 330		6	329		175		P	40 452		554	17	3	
Rimini (I)																				
BTC	1	21/6	22/6	1 738	1 738	109	0	0		124	20	121	1	T	2 334	264	228	6	3	
ECOMONDO	1	3/11	6/11	35 786	35 150	1 936	636	51		660	52	205	87	T/P	84 499	8 709	555	12	10	
ENADA PRIMAVERA	1	16/3	19/3	14 687	14 687	1 460	0	0		166	26	80	51	T	27 525	3 267	555	6	13	
GIOSUN	1	20/10	22/10	1 946	1 946	171	0	0		20	3	0	0	T			incl. in SUN	555	6	3
KEYENERGY	1	9/11	12/11	5 224	5 224	396	0	0		122	15	28	11	T/P			incl. in ECOMONDO	555	12	9
MIA	1	19/2	22/2	5 377	5 377	72	0	0		211	5	17	8	T			incl. in SELEZIONE BIRRA BEVERAGE	555	6	2
MSE	1	19/2	22/2	2 097	2 097	808	0	0		113	49	13	8	T			incl. in SELEZIONE BIRRA BEVERAGE	555	6	1
OROGIALLO	1	19/2	22/2	242	242	0	0	0		47	0	0	0	T			incl. in SELEZIONE BIRRA BEVERAGE	555	6	2
SELEZIONE BIRRA BEVERAGE	1	19/2	22/2	3 479	3 479	252	0	0		198	55	28	13	T	77 109	4 407	555	6	2	
SIGEP	1	22/1	26/1	45 058	45 058	2 956	0	0		636	76	95	26	T	122 790	23 947	555	12	2	
SUN	1	20/10	22/10	22 377	22 324	1 965	53	0		252	26	25	6	T	21 635	1 258	555	6	12	
TECHNODOMUS	2	20/4	24/4	17 734	17 734	612	0	0		144	11	34	8	T	33 483	12 438	524	12	19	
TECNARGILLA	2	24/9	28/9	31 893	31 893	4 893	0	0		275	88	84	44	T	30 518	14 882	555	6	5	
TTG	1	6/11	8/11	16 916	16 916	4 821	0	0		465	177	509	430	T	18 637	1 457	646	6	3	
Riva del Garda (I)																				
77° EXPO RIVA SCHUH	2X1	14/1	17/1	37 000	32 000		5 000		40	1 230	886			T	12 513		556	6	25	
78° EXPO RIVA SCHUH	2X1	16/6	19/6	37 000	32 000		5 000		40	1 244	893			T	10 686		556	6	25	
Roma (I)																				
BIG BLU	1	18/2	26/2	22 395	21 917	328	478		343	354	11	121	25	P	89 583		266	6	1	
COSMOFARMA EXHIBITION	1	4/5	6/5	14 741	14 220	521	521		445	470	25	33		T/P	22 073	1 103	161	6	14	
ENADA	1	17/10	19/10	9 916	9 763	1 081	153		88	103	15	59	41	T	15 896		67	6	3	
EOLICA EXPO MEDITERRANEAN	1	5/9	7/9	3 797	2 558	1 139	1 239		94	135	41			P	12 998		55	6	9	
EXPO EDILIZIA	1	22/3	25/3	16 705	12 786	574	3 919		341	353	12	36	15	P	41 638	511	266	6	5	
PA.BO.GEL	2	27/10	30/10	9 500	8 630	870	870		298	313	15		2	T	26 137	1 307	182	6	2	
ROMACAVALLI EXPO	1	12/4	15/4	7 774	5 785	249	1 989	127	172	186	14	74	14	P	87 997	4 003	266	6	3	
ZEROEMISSION	1	5/9	7/9	6 253	5 247	906	1 006	300	140	164	24	19	10	P	13 001		55	6	9	
ROMANS (F)																				
FOIRE EXPOSITION DAUPHINE	1	29/9	7/10	22 917	8 607	0	14 310	0		431	0	7	0	P	98 515	0	281	10	27	
Rosenheim (D)																				
Neue Messe Rosenheim - Consumer goods fair	2	28/4	6/5	8 762	6 057	377	2 705		7	300	18	8		P	25 185		390	11	27	
Rostock (D)																				
AUTO Trend - Automobile Exhibition	1	23/3	25/3	8 403	6 688		1 715		1	77				P	16 761		561	11	26	

2012 EVENTS BY CITY

	Interval Year	Opening date	Closing date	Space						Exhibitors						Visitors				Organizer	Auditor	Industry sector
				Rented Space (sq.m)						Exhibitors with their own stands			Represented firms			Admission for Trade/Public	Total					
				Total	Halls		Open air		from ... countries	Total	Foreign	Total	Foreign	Total	Foreign		Total	Foreign				
	Total	Foreign	Total	Foreign		Total	Foreign	Total	Foreign	Total	Foreign		Total	Foreign								
Rostov-on-Don (RU)																						
Building and Architectural Forum STIMEXPO	1	10/10	13/10	1 158	1 080	106	78	14	9	121	12	54	3	T	3 482	0	676	15	5			
Rotterdam (NL)																						
Gevel	2	25/1	27/1	5 158	5 158	807			4	140	24	10	3	T	8 298	402	682		5			
ROUEN (F)																						
BABY	1	18/2	19/2	738						39	3			P	7 035	0	246	9	3			
CREATIVA	1	20/9	23/9	1 473	1 473	190	0	0	5	192	15	0	0	P	21 477	0	563	10	3			
FOIRE INTERNATIONALE	1	30/3	9/4	25 101	11 990	607	13 111	170	23	677	48	60	0	P	100 512	325	563	10	27			
LES PUCES ROUENNAISES - AUTOMNE	1	7/9	9/9	4 201	4 201	285	0	0	3	254	17	0	0	P	8 174	75	563	10	3			
L'ETUDIANT	1	7/1	8/1	945	945	12	0	0	1	81	1	0	0	P	17 645	0	324	10	8			
MASTER CAMPING CAR EXPO	1	25/10	29/10	6 930						1	0			P	5 101	0	510	9	26			
NORMANDBAT	1	15/2	17/2	1 670	1 670	54	0	0	1	119	3	0	0	T	3 347	9	563	10	5			
SALONS CE ROUEN	2X1	15/3	16/3	666	666	0	0	0		87	0	0	0	T	1 201	0	147	10	4			
SALONS CE ROUEN	2X1	9/10	10/10	709	709	0	0	0		97	0	0	0	T	1 420	0	147	10	4			
Rovaniemi (SF)																						
Forward in Life - Education and Working Life Fair 2012 Rovaniemi	1	4/12	5/12	379	379		0		1	39		0		P	1 256		484	17	8			
Lapland Construction Fair 2012, Rovaniemi	1	5/5	6/5	1 135	1 005		130		1	86		5		T/P	3 647		484	17	5			
SAINT BRIEUC (F)																						
EXPOLOR EMPLOI	1	29/11	29/11	214						26				P	641	0	518	9	8			
FOIRE EXPOSITION DES COTES D'ARMOR	1	8/9	16/9	20 939	6 692	76	14 247	0	4	294	4	0	0	P	60 077	0	573	10	27			
HABITAT ECO-CONSTRUCTION ET SALON	1	3/3	5/3	4 894	4 848	0	46	0		232	0	0	0	P	11 491	0	573	10	12			
TERRALIES	1	25/5	27/5	2 108	1 188	0	920	0		136	0	0	0	P	18 372	0	634	10	1			
VINS ET GASTRONOMIE	1	26/10	28/10	573	573	0	0	0		61	0	0	0	P	4 948	0	312	10	2			
SAINT DENIS - LA REUNION (F)																						
REUNION EXPO	1	3/3	11/3	1 993						71	38			P	13 459	350	564	9	27			
SAINT ETIENNE (F)																						
BOIS ENERGIE	1	22/3	25/3	10 919						277	56			T	10 808	0	93	9	10			
SAINT HERBLAIN (F)																						
48H IMMO NANTES	1	29/9	30/9	744						50	0			P	1 580	0	518	9	15			
SAINT MALO (F)																						
CONCHYPECHE INTERNATIONALE	1	27/3	29/3	894						53				T	504	0	508	9	1			
FESTIVAL ETONNANTS VOYAGEURS	1	24/5	28/5	1 593	1 593	108	0	0	4	355	7	0	0	P	31 567	0	187	10	3			
PRORESTEL	1	26/2	28/2	3 100						160				T	7 174	30	120	9	2			
VINS ET GASTRONOMIE	1	27/1	30/1	720	720	0	0	0		98	0	0	0	P	7 747	0	312	10	2			
VIVRE ET HABITER	1	16/3	18/3	2 629						180				P	8 439	0	120	9	12			
SAINT-DENIS (F)																						
ELUCEO	1	9/10	10/10	4 056						282	0			T	4 605	6	304	9	4			
SAINT-ETIENNE (F)																						
AGRICULTURE	1	8/3	11/3	12 227	4 362	0	7 865	0		293	0	0	0	P	44 982	0	585	10	1			
CAMPING CAR NEUF	3x1	1/3	3/3	4 827	4 827	0	0	0		8	0	0	0	P	1 201	0	574	10	3			
CAMPING CAR NEUF	3x1	11/10	14/10	4 569	4 569	0	0	0		9	0	0	0	P	1 703	0	574	10	3			
CAMPING CAR OCCASION	3x1	21/11	25/11	4 462	4 462	0	0	0		6	0	0	0	P	713	0	574	10	3			
FOIRE INTERNATIONALE	1	21/9	1/10	14 921	7 277	117	7 644	36	30	354	34	0	0	P	104 255	0	574	10	27			
L'ETUDIANT	1	17/11	18/11	928	928	0	0	0		66	0	0	0	P	20 894	0	324	10	8			
PLAISIRS GOURMANDS	1	2/3	4/3	423	423	0	0	0		44	0	0	0	P	9 388	0	574	10	2			
Salzburg (A)																						
Alles für den Gast Herbst	1	10/11	14/11	25 609	25 573	5 712	36	0	8	671	200	321	155	T	46 860	0	544	1	2			
Bauen+Wohnen Salzburg	1	9/2	12/2	19 564	19 538	2 723	26	0	8	482	88	73	47	P	29 479	0	544	1	5			
Creativ Salzburg Autumn	1	31/8	2/9	12 565	12 565	5 341	0	0	14	335	175	82	58	T	8 002	0	544	1	13			
Die Hohe Jagd & Fischerei	1	23/2	26/2	10 401	10 383	4 919	18	0	29	440	263	176	176	P	37 744	0	544	1	1			
Ferien Messe Linz	1	27/1	29/1	2 414	2 378	133	36	0	7	137	21	21	17	P	10 462	0	544	1	6			
Fleischerforum	2	18/3	20/3	2 283	2 283	377	0	0	4	76	25	37	37	T	3 990	0	544	1	2			
Hotel & Gast Salzburg	2	18/3	20/3	6 159	6 159	1 698	0	0	9	211	71	78	52	T	incl. in Fleischerforum	544	1	2				
Monumento	1	12/1	14/1	2 569	2 569	811	0	0	7	168	60	0	0	P	1 679	0	456	1	27			
Tracht & Country Spring	1	2/3	4/3	6 252	6 252	3 915	0	0	14	246	163	28	17	P	3 495	0	544	1	25			
<i>Note: visitors include those of Hotel & Gast Salzburg</i>																						
Samsun (TR)																						
KABEXPO 2012 2nd BLACKSEA MUNICIPALITY EQUIPMENTS AND CITY AND PUBLIC EQUIPMENTS FAIR	1	14/6	18/6	4 600	4 600	0				33	0			T/P	4 500	126	699	19	10			
KEMOB 2012 2nd BLACKSEA HOUSE SUPPLIES FURNITURE AND DECORATIN FAIR	1	6/6	10/6	2 800	2 800	0				27	0			T/P	8 000	80	699	19	12			
SAM - GIDA SAMSUN FOOD AND FOOD TECHNOLOGY FAIR	1	11/10	14/10	1 154	1 154	0				47	0			T/P	10 250	66	206	19	2			
SAM - TARIM SAMSUN AGRICULTURE - LIVESTOCK, AGRARIAN EQUIPMENT AND NUTRIENTS FAIR	1	4/10	7/10	6 400	6 400	0				97	0			T/P	15 300	322	206	19	1			

see note

2012 EVENTS BY CITY

	Interval Year	Opening date	Closing date	Space				Exhibitors						Visitors				Organizer	Auditor	Industry sector
				Rented Space (sq.m)				Exhibitors with their own stands			Represented firms			Admission for Trade/Public						
				Total	Halls		Open air		from ... countries	Total	Foreign	Total	Foreign	Total	Foreign	Total	Foreign			
	Total	Foreign	Total	Foreign																
Sochi (RU)																				
	1	12/7	18/7	1 879	1 879	12	0	0	2	167	1	17	1	T/P	6 400	130	611	15	24	
St.Petersburg (RU)																				
	1	12/4	14/4	1 598	1 131	591	467	0	11	108	51	7	4	T/P	2 870	200	233	15	16	
	1	29/2	4/3	1 781	1 781	96	0	0	4	151	4	18	0	T/P	8 120	80	233	15	27	
	1	25/4	29/4	1 406	1 406	276	0	0	8	341	58	14	2	T/P	21 210	640	553	15	8	
	1	24/10	26/10	2 077	2 077	373	0	0	10	187	27	4	0	T	5 120	260	247	15	18, 19	
	1	22/5	25/5	5 416	5 115	592	301	9	14	328	42	59	6	T	7 550	680	233	15	9, 18, 19	
	2x1	15/3	18/3	3 260	3 260	532	0	0	13	253	42	10	3	T/P	11 460	690	247	15	25	
	1	13/12	16/12	3 118	3 118	243	0	0	10	574	39	0	0	T/P	39 720	790	247	15	13	
	1	26/4	29/4	1 707	1 707	202	0	0	12	237	23	31	5	T/P	25 190	1 260	233	15	8	
	1	11/10	13/10	4 213	4 213	339	0	0	14	206	23	19	0	T/P	8 710	780	233	15	3	
Stockholm (S)																				
	1	8/11	11/11	5 561	5 561				6	199		27		P	27 605		619	16	22	
	1	2/3	11/3	23 308	23 308				8	422		441		P	94 259		619	16	26	
	1	16/8	19/8	32 677	32 677				15	969		10		T	13 766		619	16	13	
	1	19/1	22/1	31 747	31 747				11	867		156		T	15 592		619	16	13	
	2	24/4	27/4	11 252	11 252				22	421		241		T	20 058		619	16	2	
	1	7/10	10/10	9 308	9 308				10	335		47		P	32 770		619, 338	16	15	
	2	23/10	26/10	9 649	9 649				9	173		79		T	7 591		619, 624, 470	16	19	
	1	8/11	11/11	4 924	4 924				6	211		60		P	40 401		94	16	2	
	2	20/3	23/3	37 496	37 496		126		22	912		303		T	51 857		619	16	5	
	2	18/9	21/9	2 630	2 630				10	66				T	1 383		619	16	7	
	1	12/4	15/4	9 362	9 362				6	334		36		P	54 047		619	16	3	
	2	17/4	19/4	4 824	4 824				12	212		922		T	3 914		619	16	18	
	1	29/10	31/10	3 336	3 336				4	203		13		T	8 933		619	16	8	
	2	18/9	21/9	10 323	9 613		710		14	268				T	10 906		619	16	7	
	1	16/2	19/2	4 772	4 772				5	248				P	26 853		619	16	3	
	1	7/2	11/2	39 453	39 453				39	685		62		T	32 190		619	16	12	
	1	8/3	11/3	4 043	4 043				8	161				P	54 576		619	16	3	
	2	25/4	27/4	1 391	1 391				10	74		161		T	8 776		619	16	2	
STRASBOURG (F)																				
	1	26/10	29/10	1 752						169	11			P	9 984	0	579	9	1	
	3x1	22/9	23/9	2 025	2 025	390	0	0	2	109	26	0	0	P	2 610	0	620	10	3	
	1	18/10	21/10	1 086	1 086	133	0	0	5	79	9	0	0	P	14 094	0	620	10	3	
	2	18/3	21/3	8 539	8 356	539	183	0	7	298	15	0	0	T	21 478	286	620	10	2	
	1	26/9	27/9	1 044						73	9			T	282	13	165	9	10	
	1	7/9	17/9	32 705	22 586	2 667	10 119	574	29	1 009	155	193	91	P	209 043	1 084	620	10	27	
	1	5/10	7/10	1 273	1 273	0	0	0		83	0	0	0	P	6 400	0	620	10	15	
	1	13/4	16/4	5 470	5 229	0	241	0		256	0	0	0	P	21 274	0	620	10	12	
	3x1	21/4	22/4	2 045	2 045	390	0	0	2	108	26	0	0	P	2 887	0	620	10	3	
	3x1	17/11	18/11	2 650	2 650	540	0	0	3	140	37	0	0	P	3 657	0	620	10	3	
	1	7/1	7/1	372						55				P	4 480	0	326	9	8	
	2X1	9/2	10/2	590	590	15	0	0	2	71	3	0	0	T	1 205	0	147	10	4	
	2X1	27/9	28/9	540	540	18	0	0	3	74	3	0	0	T	1 154	0	147	10	4	
	1	6/6	8/6	685	685	33	0	0	1	68	2	0	0	T	996	120	219	10	22	
	1	23/11	26/11	4 335	4 335	1 013	0	0	7	105	28	0	0	T/P	24 864	0	620	10	3	
	1	10/2	12/2	8 786	8 786	940	0	0	4	225	53	50	50	P	17 206	0	620	10	6	
	1	17/2	20/2	3 447	3 447	0	0	0		566	0	0	0	P	54 443	0	680	10	1	
Stuttgart (D)																				
	2	18/9	22/9	69 105	69 105	17 318	0	0	29	1 344	367	64	29	T	88 183	10 582	401	11	19	
	1	17/11	18/11	3 521	3 521	99	0	0	6	181	10			P	34 421		401	11	3	
	1	9/3	11/3	1 893	1 893	143	0	0	12	227	47			T/P	1 618		100	11	12	
	1	14/1	22/1	58 747	58 302	8 705	445		70	1 937	540	40	12	P	224 327	2 243	401	11	3, 6	
	2	31/1	3/2	34 729	33 376	3 332	1 353	26	26	606	115	2		T	55 633	4 562	307	11	5	
	1	19/11	20/11	1 052	1 052	18	0	0	2	92	2			P	4 729		401	11	27	
	1	28/9	29/9	5 428	5 428	386	0	0	13	272	27	3	2	T	7 092	142	401	11	22	
	1	12/4	15/4	1 666	1 666	190	0	0	10	135	25			P	23 238	232	401	11	27	
	1	17/11	25/11	13 913	13 913	826	0	0	21	589	65			P	76 891		401	11	27	
	1	12/4	15/4	4 812	4 812	123	0	0	6	138	6			P	55 048		401	11	3	
	1	22/11	25/11	3 945	3 921	118	24		3	99	2			P	49 167	492	401	11	3	

see note 1

see note 1

see note 2

see note 1

see note 2

see note 1

2012 EVENTS BY CITY

	Interval Year	Opening date	Closing date	Space					Exhibitors					Visitors			Organizer	Auditor	Industry sector
				Rented Space (sq.m)					Exhibitors with their own stands			Represented firms		Admission for Trade/Public	Total				
				Total	Halls		Open air		from ... countries	Total	Foreign	Total	Foreign		Total	Foreign			
	Total	Foreign	Total	Foreign		Total	Foreign	Total	Foreign		Total	Foreign							
Stuttgart (D)																			
Interbad - Intern. trade fair for swimming pools, saunas and spas with congress for pool and bath technology	2	9/10	12/10	17 622	17 519	5 402	103	40	22	508	176	11	4	T	15 423	4 164	401	11	22
INTERGASTRA with GELATISSIMO - Leading trade fair for innovative gastronomy / GELATISSIMO - The special trade fair for the manufacture of hand-made ice-cream	2	11/2	15/2	44 508	44 442	5 010	66	6	25	1 202	178	58	18	T	85 782	858	401	11	2
Invest - Leading trade fair and congress for finance and investment	1	27/4	29/4	5 366	5 366	884	0		14	177	35			P	14 106	282	401	11	4
IT & Business / DMS Expo - Trade fair for software infrastructure and IT services / Leading trade fair for enterprise content management	1	23/10	25/10	7 497	7 497	511	0		12	415	33	9		T	8 431	506	401	11	4, 21
Kreativ- & Bastelwelt	1	22/11	25/11	4 619	4 619	175	0		7	226	14			P	45 993	920	401	11	3
LASYS - Intern. trade fair for laser material processing	2	12/6	14/6	3 315	3 315	679	0		16	178	49	1		T	5 293	1 164	401	11	19
LogiMat - International Trade Fair for Distribution, Materials Handling and Information Flow	1	13/3	15/3	31 015	30 607	4 980	408	84	25	914	150			T	29 069	2 703	217	11	26
Medizin - Medical trade fair and congress	1	27/1	29/1	2 837	2 837	92	0		8	174	8	2		T	6 609	66	401	11	22
International mineral and fossil exchange	1	13/4	15/4	1 740	1 740	179	0		13	194	35			P	19 992	200	401	11	3
MODELL SÜD	1	22/11	25/11	1 470	1 470	138	0		6	77	10			P	40 422	808	401	11	3
O & S - Intern. Trade Fair for Surface Treatments & Coatings	2	12/6	14/6	7 267	7 267	862	0		19	329	71			T	6 897	1 517	177	11	19
Pflege & Reha - Trade fair for elderly care, nursing and rehabilitation with accompanying congress	2	22/5	24/5	4 820	4 820	202	0		8	246	11	14	1	T	6 561		401	11	22
R + T - Leading world trade fair for roller shutters, doors / gates and sun protection systems	3	28/2	3/3	64 720	64 720	40 193	0		39	816	538	7	4	T	58 080	29 040	401	11	5
Retro Classics - The whole world of classic automobiles	1	22/3	25/3	44 107	44 107	2 965	0		14	698	60			P	60 416	3 625	401	11	26
Slow Food - The market for good taste	1	12/4	15/4	4 104	4 104	342	0		9	395	51			P	56 134	561	401	11	2
Süddeutsche Spielmesse	1	22/11	25/11	2 492	2 492	108	0		5	98	7			P	46 694	934	401	11	3
SÜFFA - Trade fair for the meat industry	1	21/10	23/10	8 795	8 795	255	0		7	270	13	11		T	8 107	324	401	11	2
TV TecStyle Visions - Intern. trade fair for textile printing, embroidery, transfer and flocking	2	2/2	4/2	7 275	7 275	1 917	0		23	209	62	13	6	T	10 266	1 335	401	11	25
VISION	1	6/11	8/11	10 368	10 368	4 061	0		32	372	184	1		T	7 022	2 528	401	11	19
WETEC - International Tradeshow for Signmaking, Large Format Printing & Light Advertising	2	2/2	4/2	3 858	3 838	393	20	20	9	146	19			T	7 983	559	689	11	4, 11
<i>Note 1: Visitor attendance determined by a representative poll in the combination of Stuttgarter Messeherbst. Recurring names were permitted.</i>																			
<i>Note 2: Visitor attendance determined by a representative poll in the combination of Mineralien- und Fossilienbörse/FAIR Handeln/GARTEN outdoor ambiente/ Slow food. Recurring names were permitted.</i>																			
Surgut (RU)																			
Surgut, Oil and Gas - 2012	1	12/9	14/9	3 156	1 310	211	1 846	57	10	143	17	49	0	T	3 220	100	695	15	9
Swiebodzin (PL)																			
Eko-Las	2	6/9	8/9	48 325	191	24	48 134	4 191	8	112	13			T/P	3 585		472	5	1
Szczecin (PL)																			
BUD-GRYF	1	16/3	18/3	1 802	1 639	78	163	0	4	159	6			P	4 028	48	473	5	5
Mama & Child	1	20/10	21/10	1 242	1 039	16	203	0	2	63	2			P	1 561		473	5	17
ENERGIA	1	16/3	18/3	502	446	0	56	0	1	34	0			P	incl. in Bud-Gryf		473	5	7
Garden/Green design	1	20/4	22/4	879	174	0	705	0	1	59	0			T/P	free entry		473	5	3
KARIERA	1	22/2	23/2	274	274	0	0	0	1	37	0			P	free entry		473	5	8
Market Tour	1	12/5	13/5	811	0	0	811	165	2	67	13			P	free entry		473	5	6
Organic	1	12/5	13/5	142	0	0	142	0	1	25	0			P	incl. in Market Tour		473	5	2
WDD Interior Decoration	1	5/10	7/10	1 247	1 162	0	85	0	1	84	0			T/P	3 467		473	5	12
Tampere (SF)																			
Antique Spring 2012	2x1	13/4	15/4	774	774		0		2	67		0		P	26 140		626	17	3
Antique Fall 2012	2x1	5/10	7/10	495	495		0		1	42		0		P			627	17	3
Asta Constructor 2012	1	10/2	12/2	5 059	4 810		249		1	280		0		P	18 098		626	17	5
Asta Home 2012	1	5/10	7/10	4 569	4 471		98		2	207		0		P	11 657		627	17	5
Energy Fair 12	2	23/10	25/10	6 447	6 262		185		11	293		14		T	8 950		235	17	9
Finnish Handicrafts 2012	1	16/11	18/11	3 959	3 830		129		2	586		0		P	36 378		626	17	13
Garden and Hobby 2012	2	13/4	15/4	3 324	3 250		74		2	162		0		P	26 140		626	17	3
Gem and Jewelry 2012	1	16/11	18/11	349	349		0		4	66		0		P			626	17	24
Horses 2012	1	20/4	22/4	3 048	2 698		350		3	142		0		P	8 174		626	17	3
Housing Fair in Tampere 2012	1	13/7	12/8	7 356	6 098		1 258		1	125		0		P	145 510		639	17	5
Hyvätä ikä 2012	2	27/9	28/9	2 322	2 322		0		3	215		0		T/P	7 033		235	17	3
Nordic Welding Expo 2012	2	23/10	25/10	2 654	2 654		0		3	65		59		T	8 950		626	17	19
Rekrytori 2012	1	1/2	1/2	684	684		0		1	80		0		P			626	17	8
Safety and Security 2012, Security 2012, Workplace Welfair 2012	2	5/9	7/9	8 961	8 020		941		6	258		287		T	11 090		625	17	7
Subcontracting 2012	1	18/9	20/9	13 630	12 995		635		17	891		830		T	15 636		626	17	4
Tampere Art Fair 2012	1	5/10	7/10	732	732		0		1	80		0		P			626	17	3

see note 1

see note 2

see note 1

see note 2

see note 1

see note 1

see note 2

see note 1

see note 3

see note 4

2012 EVENTS BY CITY

	Interval Year	Opening date	Closing date	Space				Exhibitors				Visitors				Organizer	Auditor	Industry sector	
				Rented Space (sq.m)				Exhibitors with their own stands		Represented firms		Admission for Trade/Public	Total						
				Total	Halls	Open air		from ... countries	Total	Foreign	Total		Foreign	Total	Foreign				
	Total	Foreign	Total	Foreign		Total	Foreign	Total	Foreign		Total	Foreign							
Tampere (SF)																			
Tampere Book Fair	2	13/4	15/4	637	637			1	65			0		P		626	17	8	
Tampere Wine Fair	2	13/4	15/4	364	364			5	56			0		P		626	17	3	
Travelling in Finland 2012	2	13/4	15/4	1 540	1 519		21	3	177			0		P	26 140	626	17	6	
<i>Note 1: visitors inc. in Asta Home 2012</i>																			
<i>Note 2: visitors inc. in Travelling in Finland 2012</i>																			
<i>Note 3: visitors inc. in Finnish Handicrafts 2012</i>																			
<i>Note 4: visitors inc. in Asta Home 2012</i>																			
<i>Note 5: visitors inc. in Travelling in Finland 2012</i>																			
Tekirdağ (TR)																			
5. AGRICULTURETECH 2012	1	25/8	30/8	9 150	9 150	0			50	0				T/P	28 000	0	552	19	1
DLG - ÖÇP AGRICULTURE AND TECHNOLOGY DAYS 2012	1	30/8	2/9	1 006	1 006	0			72	0				T/P	17 194	234	181	19	1
Torino (I)																			
AUTOMOTORETRO'	1	10/2	12/2	35 880	35 880	7 000	0	0	12	530	90	120	30	T/P	36 006	1 999	91	6	16
Artissima - International Fair of Contemporary Art	1	8/11	11/11	6 212	6 212	3 648			30	201	126			T/P	49 998	9 992	58	6	3
EUROMINERALEXPO 2012	1	4/10	7/10	4 800	4 800	2 300			19	308	149	0	0	T/P	8 453	1 500	491	6	24
ITN	1	27/9	28/9	7 600	7 600		0	0	5	39	39	5	5	T	1 329	103	301	6	5, 21
Salone Internazionale del Gusto	2	25/10	29/10	80 000	70 000	20 000	10 000	0	81	850	170	150	50	T/P	239 991	60 001	600	6	2
Salone Internazionale del Libro	1	10/5	14/5	33 500	31 500	1 000	2 000		4	480	13	700	20	T/P	315 004		289	6	8
Tornio (SF)																			
Bothnian Arc Construction Fair 2012, Tornio	1	19/5	20/5	521	459		62		1	40		3		T/P	1 028		484	17	5
Torre Pacheco (E)																			
AUTOMOCION 2012	1	6/12	9/12	6 936	6 936	0	0	0	1	47	0			T/P	4 880		350	13	16
BODA Y HOGAR 2012	1	23/11	25/11		3 505	0	0	0	1	111	0			T/P	2 338		350	13	12, 13
ENTRECULTURAS 2012	1	25/5	27/5		654	0	0	0	1	39	0			P			350	13	22
EQUIMUR 2012	1	16/3	19/3		1 472	0	0	0	1	82	0			T/P	9 953		350	13	3
EXPOSICIÓN CANINA 2012	1	10/11	11/11		1 283	0	0	0	1	50	0			T/P	10 297		350, 537	13	3
Feria "HECHO A MANO"	1	26/10	28/10		1 452	0	0	0	4	73	3			T/P	6 867		350	13	13
TURISMUR 2012	1	27/4	29/4		3 662	0	0	0	1	62	0			T/P	3 048		350	13	6
X DESEMBALAJE DE ANTIGUEDADES	1	26/10	28/10		2 182	0	0	0	1	108	0			T/P	5 982		350	13	13
X SALÓN DEL VEHÍCULO DE OCASIÓN	1	11/5	13/5		6 014	0	0	0	1	29	0			P	2 817		350	13	16
<i>Note: the total net space includes some special show area which is not included in the "halls" or "open air" figures</i>																			
Torun (PL)																			
MOTO-TOR	1	6/10	7/10	345	345	0	0	0	1	18	0			T/P	2 847		628	5	16
Od Dzialki po Dom/Invest Tor	1	17/3	18/3	1 216	1 063	0	153	0	3	89	2			P	3 132		628	5	5
Wedding / Beauty Academy	1	17/11	18/11	150	144	0	6	0	1	60	0			P	814		628	5	3
Children's World	1	19/5	20/5	214	144	0	70	0	1	32	0			P	free entry		628	5	13
Rest	1	24/3	25/3	353	351	3	2	0	2	59	1			P	free entry		628	5	6
Konserwacje	1	18/10	20/10	295	295	9	0	0	2	36	1			T	1 275		628	5	4
Kościół/Church	1	18/10	20/10	165	165	0	0	0	1	28	0			T	Incl. in Konserwacje		628	5	4
TOULON (F)																			
SALON STUDYRAMA DES ETUDES SUPERIEURES	1	4/2	4/2	440						64				P	4 771	0	326	9	8
TOULOUSE (F)																			
ARTISANS D'ART	1	8/12	16/12	1 710	1 710	0	0	0		183	0	0	0	P	24 740	0	310	10	12
BABY	1	31/3	1/4	834						43	3			P	6 181	0	246	9	3
BIEN ETRE MEDECINE DOUCE THALASSO	1	11/5	13/5	957						95	3			P	3 282	0	614	9	22
FOIRE INTERNATIONALE	1	31/3	9/4	26 177	14 635	743	11 541	415	16	582	54	0	0	P	87 115	0	310	10	27
FORM'AVENIR	1	20/1	21/1	1 713						190	0			P	14 075	0	96	9	8
HABITAT	1	29/9	7/10	4 508	4 508	0	0	0		142	0	0	0	P	16 772	0	310	10	12
IMMOBILIER	2X1	9/3	11/3	2 310	2 310	24	0	0	1	194	2	0	0	P	12 884	0	147	10	15
INFOSUP	1	21/11	24/11	4 177						246	2			P			490	9	8
MAHANA TOULOUSE	1	3/2	5/2	2 281	2 281	360	0	0	4	248	61	0	0	P	10 020	0	147	10	6
MAISON NEUVE / ECONOMIE D'ENERGIES	1	20/1	22/1	1 383						84				P	6 821	0	295	9	5
MASTERS ET 3EME CYCLES	1	2/3	3/3	252	252	0	0	0		23	0	0	0	P	3 943	0	324	10	8
SALON STUDYRAMA DES ETUDES SUPERIEURES - POLE POURSUITE D'ETUDES	1	7/1	7/1	693						62				P	5 303	0	326	9	8
SALON VOCATIS DE L'EVOLUTION PROFESSIONNELLE	1	31/3	31/3	174						25				P	879	0	326	9	8
SALONS CE TOULOUSE	2X1	8/3	9/3	692	692	6	0	0	2	94	2	0	0	T	1 008	0	147	10	4
SALONS CE TOULOUSE	2X1	4/10	5/10	764	764	30	0	0	2	110	9	0	0	T	1 050	0	147	10	4
TP BAT	2	29/02	2/3	4 729	4 529	0	200	0	5	198	0	0	0	T	8 040	136	310	10	5
VINS ET TERROIRS	1	9/11	11/11	2 791	2 791	48	0	0	2	284	5	0	0	P	26 166	0	310	10	2
VOITURE D'OCCASION	1	8/6	10/6	9 897	2 571	0	7 326	0		30	0	0	0	P	2 815	0	310	10	26

see note 5

see note 5

see note

see note

see note

see note

see note

see note

see note

2012 EVENTS BY CITY

	Interval Year	Opening date	Closing date	Space				Exhibitors				Visitors				Organizer	Auditor	Industry sector	
				Rented Space (sq.m)				Exhibitors with their own stands		Represented firms		Admission for Trade/Public	Total						
				Total	Halls		Open air		from ... countries	Total	Foreign		Total	Foreign	Total				Foreign
	Total	Foreign	Total	Foreign		Total	Foreign	Total	Foreign		Total	Foreign							
TOURS (F)																			
ANTIQUAIRES	1	17/2	19/2	954						54				P	5 994	0	62	9	12
CONSTRUIRE ET VIVRE SA MAISON	1	17/2	19/2	2 151						120				P	5 994	0	62	9	12
FOIRE EXPOSITION	1	4/5	13/5	44 487		21 679		99		22 808	0	6	617	8	0	0	642	10	27
HABITAT	1	21/9	23/9	3 870						216				P	13 400	0	62	9	12
MOTO QUAD TATTOO SHOW FESTIVAL	1	16/3	18/3	3 632	3 632	24	0	0	1	51	1	0	0	P	10 516	0	642	10	26
PIECES SCAR	2	1/2	2/2	1 647	1 647	135	0	0	4	102	9	0	0	P	802	0	584	10	1
SALON FOUGERE	1	29/9	30/9	1 857						203	4			P	9 244	0	328	9	2
SALON STUDYRAMA DES ETUDES SUPERIEURES	1	7/1	7/1	429						63				P	8 133	0	326	9	8
SALONS CE TOURS	1	22/3	23/3	513	513	6	0	0	1	69	1	0	0	T	868	0	147	10	4
TENDANCEXPO	1	12/10	14/10	9 815	9 815	0	0	0		78	0	0	0	P	12 784	0	642	10	27
UNIVERS DE L'AUTOMOBILE	1	26/10		8 982	8 982	0	0	0		27	0	0	0	P	17 484	0	642	10	27
Trabzon (TR)																			
2. BLACK SEA BOOKS, CULTURE AND ART FAIR	1	1/5	13/5	2 790	2 790	0				54	0			T/P	32 500	0	433	19	3
4th TRABZON JEWELLERY, GOLD, SILVERI EQUIPMENT AND WATCH FAIR 2012	1	26/5	28/5	2 170	2 170	0				66	0			T/P	1 912	14	504	19	24
8. TRABZON AUTOMOTIVE, COMMERCIAL VEHICLE AND CONSTRUCTION MATERIALS EXPO	1	5/6	10/6	2 675	2 675	0				28	0			T/P	19 824	0	317	19	16
INFORMATION AND TECHNOLOGY	1	27/3	1/4	2 560	2 560	0				52	0			T/P	11 000	0	433	19	21
KARMODEF FAIR	1	17/4	22/4	3 160	3 160	0				35	0			T/P	14 000	0	433	19	12
YAPITECH 2012 - 11st INTERNATIONAL BUILD PRODUCT AND TECHNOLOGY EXPO	1	17/5	20/5	2 873	2 873	0				84	0			T/P	15 264	158	9	19	5
TROYES (F)																			
ANTIQUITES ET BROCANTE D'AUTOMNE	1	12/10	14/10	894	894	0	0	0		50	0	0	0	P	2 752	0	645	10	3
ARTISANS D'ART	1	10/2	13/2	993	993	0	0	0		106	0	106	0	P	5 974	0	645	10	3
BIEN ETRE	1	20/1	22/1	741	741	9	0	0	1	61	1	61	1	P	3 304	0	645	10	22
CHASSE & PECHE	1	27/4	29/4	1 017	1 017	0	0	0		41	0	0	0	P	7 458	0	645	10	1
FOIRE DE CHAMPAGNE	1	25/5	3/6	9 766	5 804	0	3 962	0		230	0	0	0	P	40 006	0	645	10	27
GASTRONOMIE	1	9/11	12/11	1 584	1 584	0	0	0		105	0	0	0	P	14 115	0	645	10	2
HABITAT ET DECORATION	1	21/9	24/9	2 784	2 470	0	314	0		153	0	0	0	P	9 235	0	645	10	12
LOISIRS CREATIFS	1	21/1	4/11	282	282	0	0	0		26	0	0	0	P	4 781	0	645	10	3
Turku (SF)																			
BabyBoom & Kidz 2012	2	15/9	16/9	2 442	2 442		0		1	72		0		P	4 229		652	17	3
Building & Decorating 2012	1	3/2	5/2	6 516	6 395		121		3	256		82		P	18 557		652	17	5
Caravan Show & Camping 2012	1	13/1	15/1	6 099	5 991		108		4	63		10		P	6 443		654	17	3
Down by the Sea 2011	1	8/3	11/3	5 160	5 102		58		3	108		1		P	7 842		652	17	26
Naisday 2012	1	14/4	15/4	1 464	1 464		0		2	146		1		P	4 056		652	17	3
Spring Garden 2012	2	22/3	25/3	2 549	2 409		140		4	137		20		P	16 411		652	17	3
Turku Art & Antique Fair 2012	1	31/3	1/4	1 706	1 697		9		3	116		9		P	8 955		652	17	3
Turku Boat Fair 2012	1	26/10	28/10	4 564	4 489		75		2	76		1		P	4 095		653	17	26
Turku Food Fair 2012	1	5/10	7/10	1 195	1 118		77		2	94		29		P			653	17	2
Turku International Book fair and Science fair 2012	1	5/10	7/10	2 452	2 452		0		1	120		47		P	24 727		653	17	8
Women's Skills 2012	1	12/10	14/10	2 417	2 370		47		4	258		10		P	9 902		653	17	3
<i>Note: visitors inc. in Turku International Book fair and Science fair 2012</i>																			
Umeå (S)																			
Nolia Trädgård & Antik	1	27/4	29/4	700	700				2	51		2		P	5 907		482	16	3
Stora Nolia	1	4/8	12/8	29 179	6 432		22 747		5	519		71		P	97 140		482	16	27
Utrecht (NL)																			
Beauty Salon dimensions 2012	1	22/9	24/9	7 088	7 088	589			4	188	24	13	0	T	13 041	103	682		14
Beauty Trade special 2012	1	24/3	26/3	9 639	9 639	976			6	218	29	4	0	T	17 795	59	682		14
Bike MOTION Benelux	1	12/10	15/10	14 598	14 598	6 236			12	208	91	6	4	T/P	25 766		682		3, 6
ESEF	2	13/3	16/3	11 552	11 552	1 816			16	373	59	137	52	T	26 467	1 588	682		19
Het Vakmanevent	1	24/10	25/10	510	510				1	34	0	0	0	T	825	0	682		5
ICT&Logistiek	1	13/11	16/11	2 566	2 566	290			7	103	16	12	0	T	13 239	849	682		26
Industrial Automation & drives	2	2/10	5/10	7 676	7 676	501			5	153	12	21	0	T	15 389	665	682		19
Industrial Processing	2	2/10	5/10	5 911	5 911	640			6	182	27	23	3	T	11 538	853	682		19
Infosecurity.nl 2012	1	31/10	1/11	2 527	2 527	444			9	85	19	6	0	T	7 883	705	682		21
Kampeer en Caravan Jaarbeurs	1	19/10	23/10	28 206	28 206					175		9		P	31 267		682		3, 6
KreaDoe	1	31/10	4/11	4 780	4 780					258		5		P	34 951		682		3
Logistica	3	13/11	16/11	13 344	13 344	1 845			12	228	37	20	2	T	19 573	1 100	682		21, 26
Macropak	2	2/10	5/10	10 011	10 011	1 489			8	262	41	28	9	T	13 736	1 015	682		19
MOTORbeurs Utrecht 2012	1	23/2	26/2	24 788	24 788	2 155			12	315	63	13	1	P	93 174	1 863	682		16
Najaarsbeurs Trade Mart Utrecht (Totaal, incl. J&W)	1	2/9	4/9	1 735	1 735					482		13		T	10 885		682		3, 4, 12, 13, 24, 25

see note

2012 EVENTS BY CITY

	Interval Year	Opening date	Closing date	Space				Exhibitors				Visitors				Organizer	Auditor	Industry sector		
				Rented Space (sq.m)				Exhibitors with their own stands		Represented firms		Admission for Trade/Public	Total							
				Total	Halls		Open air		from ... countries	Total	Foreign		Total	Foreign	Total				Foreign	
	Total	Foreign	Total	Foreign		Total	Foreign	Total	Foreign		Total	Foreign								
Utrecht (NL)																				
Onderwijs & Ict	2	25/1	26/1	1 269	1 269	57			5	60	4	1	0	T	4 915	105	682		8	
Overheid & ICT 2012	1	24/4	26/4	3 855	3 855	130			7	122	9	18	0	T	6 147	63	682		21	
Second Home Voorjaar 2012	2x1	23/3	25/3	1 976	1 976	687			18	112	48	0	0	P	3 421	68	682		15	
Slavakto 2012	3	17/9	19/9	5 513	5 513	386			3	146	12	15	0	T	7 979	320	682		2	
Storage Expo.nl 2012	1	31/10	1/11	1 696	1 696	175			7	49	9	11	2	T	7 883	705	682		21	
Support	2	9/5	12/5	7 826	7 826	140			7	215	7	15	1	T/P	17 439	426	682	8	22	
Techni-Show	2	13/3	16/3	26 108	26 108	2 742			9	363	54	39	10	T	41 475	2 903	682		19	
Tooling Event	1	31/10	1/11	709	709	144			7	25	7	2	0	T	7 883	705	682		11	
Trade Mart Utrecht 2012	12x1	1/1	31/12	21 103	21 103	23 718			10	398	46	26	4	T	58 634	58 634	682		3, 4, 12, 13, 24, 25, 27	
Vakantiebeurs 2012	1	10/1	15/1	25 998	25 998	5 525			90	431	167	962	716	T/P	127 422	2 419	682		6	
Voorjaarsbeurs 2012	1	4/3	6/3	1 830	1 830					356		145		T	12 500	500	682		3, 4, 12, 13, 24, 25, 27	
VSK	2	16/11	18/11	30 495	30 495	2 843			14	408	57	26	7	T	46 672	4 283	682		5	
Zorg & ICT 2012	1	27/3	29/3	5 107	5 107	124			4	175	6	11	2	T	8 323	157	682		22, 21	
VALENCE (F)																				
RIST - SALON DE LA SOUS TRAITANCE	1	27/3	29/3	2 148	2 148	0	0	0		252	0	66	0	T	4 588	0	119	10	19	
Valencia (E)																				
BEAUTY FORUM SPAIN- Salón profesional de estética, spa y uñas	1	25/2	26/2	872	664	126	0	0	4	31	4	0	0	T	842	0	253, 257	13	14	see note
BIOCULTURA- Feria de productos ecológicos y consumo responsable	1	2/3	4/3	2 003	1 527	35	0	0	4	162	4	0	0	P	3 809	0	253, 66	13	22, 27	see note
CERO A CUATRO-Feria Internacional del Bebé	1	20/1	22/1	9 611	9 611	756	0	0	25	110	14	136	128	T	7 815	525	253	13	25	
CEVISAMA: Salón Internacional de cerámica para arquitectura, equipamiento de baño y cocina, piedra natural materias primas, esmaltes, fritas, colores y maquinaria.	1	7/2	10/2	48 947	47 546	6 716	0	0	40	451	110	327	123	T	40 669	14 876	253	13	5	see note
DIKE - Salón Internacional de patrimonio, bienes e itinerarios religiosos		14/9	17/9	1 637	1 125	120	0	0	6	56	12	4	4	T/P	807	20	253	13	3	see note
ECOFIRA-Feria Internacional de las soluciones medioambientales	1	29/2	2/3	1 620	1 152	12	0	0	7	60	1	34	13	T	6 626	285	253	13	10	see note
EGETICA-EXPOENERGETICA-Feria de las energias	1	29/2	2/3	2 520	1 600	20	0	0	11	69	10	26	15	T	6 924	300	253	13	9	see note
EUROBRICO - Feria Internacional del bricolage	2	3/10	5/10	7 027	6 081	268	0	0	14	167	10	67	29	T	6 749	401	253	13	19	see note
EXPOCAZA- Salón de la caza, el tiro y la naturaleza	1	30/3	1/4	2 172	1 414	58	0	0	12	69	5	30	15	P	3 453	0	253	13	3	see note
FERIA DEL AUTOMOVIL - FERIA VEHICULO DE OCASIÓN	1	5/12	9/12	27 932	16 671	18	0	0	2	65	1	0	0	P	12 993	0	253	13	16	see note
FERIA HABITAT VALENCIA - Mueble, Iluminación, Textil.	1	18/9	22/9	31 063	26 210	2 867	0	0	18	346	53	350	78	T	21 529	2 086	253	13	12	see note
FERIA VEHICULO SELECCIÓN OCASIÓN	1	25/5	27/5	16 830	3 529	0	0	0	1	17	0	0	0	P	1 846	0	253	13	16	see note
FIESTA Y BODA-Salón productos y servicios para eventos y celebraciones	1	23/11	25/11	3 653	1 828	9	0	0	2	124	1	0	0	P	864	0	253	13	3, 24, 25	see note
FIMI -Feria Internacional de la Moda Infantil y Juvenil	2x1	20/1	22/1	4 226	2 688	487	0	0	15	144	31	215	63	T	8 191	496	253	13	25	see note
FIMI -Feria Internacional de Moda Infantil -Juvenil	2x1	6/7	8/7	5 432	2 784	489	0	0	13	152	30	250	64	T	3 107	247	253	13	25	see note
FIV / EXPOJOVE	1	26/12	4/1	19 911	19 911	0	0	0	1	83	0	0	0	P	50 403	0	253	13	3	see note
FORINVEST- Foro-Exposición Internacional de productos y servicios financieros, inversiones, seguros y soluciones tecnológicas para el sector	1	15/2	17/2	2 178	1 299	32	0	0	6	79	3	9	3	T	3 786	35	253	13	4	see note
GREEN UP- Feria de la Sostenibilidad en urbanismo y paisajismo		29/2	2/3	762	276	0	0	0	1	19	0	0	0	T	incl. in ECOFIRA		253	13	10	see note
HYGIENALIA PULIRE- Feria de la Limpieza e Higiene profesional		31/1	2/2	5 313	4 621	1 041	0	0	10	144	42	0	0	T	3 949	217	253, 256	13	22	see note
IBERFLORA - Feria Internacional de la flor, tecnología y bricojardin	1	3/10	5/10	11 088	9 214	511	0	0	15	240	28	45	25	T	7 418	523	253	13	1	see note
NOVABUILD - Feria de ecoconstrucción, rehabilitación y urbanismo sostenible		29/2	2/3	1 174	602	54	0	0	5	40	4	14	2	T	incl. in ECOFIRA		253	13	5	see note
OK! MAMI - Salón del bebé para mamás y papás		26/5	27/5	1 978	1 225	0	0	0	1	43	0	0	0	P	1 678	0	253	13	22, 25	see note
SIF & CO - Salón Internacional de la franquicia, oportunidades de negocio y comercio asociado.	1	18/10	20/10	2 383	2 214	112	0	0	6	86	7	1	0	T	5 809	92	253	13	4	see note
SPORTS UNLIMITED VALENCIA - Club de negocios para sector deportivo	1	22/5	24/5	2 482	1 344	111	0	0	9	96	9	2	0	T	568	15	253, 539	13	3	see note
STOCK CITY - 2ª Feria outlet Valencia	2x1	2/3	4/3	2 212	2 068	119	0	0	2	127	8	0	0	P	37 209	0	253, 632	13	27	see note
STOCK CITY - 3ª Feria outlet Valencia	2x1	16/11	18/11	2 460	2 406	123	0	0	2	142	9	0	0	P	37 033	0	253, 632	13	27	see note
TALENT - Salón Internacional para el desarrollo y proyección personal		24/4	26/4	531	392	16	0	0	2	18	1	0	0	P	1 080	0	253	13	8	see note
URBE - Feria Inmobiliaria del Mediterraneo	2x1	25/5	27/5	239	239	0	0	0	1	9	0	0	0	P			253	13	15	
URBE - Feria Inmobiliaria del Mediterraneo	2x1	19/10	21/10	597	597	0	0	0	1	22	0	0	0	P			253	13	15	
<i>Note: the total net space includes some special show area which is not included in the "halls" or "open air" figures</i>																				
Valenza (I)																				
Valenza Gioielli	1	27/10	30/10	2 450	2 450	72				98	4			T/P	5 430	494	666	6	24	

2012 EVENTS BY CITY

	Interval Year	Opening date	Closing date	Space						Exhibitors						Visitors				Organizer	Auditor	Industry sector	
				Rented Space (sq.m)						Exhibitors with their own stands			Represented firms			Admission for Trade/Public							
				Total	Halls		Open air		from ... countries	Total	Foreign	Total	Foreign	Total	Foreign	Total	Foreign	Total	Foreign				
	Total	Foreign	Total	Foreign																			
Valladolid (E)																							
	1	1/9	9/12	11 566	7 522	356	306	0	8	137	18	0	0	P	219 877	0	254	13	27	see note			
	1	23/10	25/10	5 178	3 466	580	1 712	400	14	252	28	223	96	T	15 514	1 380	125	13	1				
	1	22/11	25/11	6 609	5 870	575	30	0	14	177	35	549	8	T	36 749	2 730	254	13	6	see note			
	1	4/10	6/10	16 984	1 694	12	0	0	6	51	1	43	16	T	10 510	215	254	13	9, 16	see note			
<i>Note: the total net space includes some special show area which is not included in the "halls" or "open air" figures</i>																							
Van (TR)																							
	1	3/10	7/10	6 000	6 000	240				72	8			T/P	30 000	900	26	19	19				
	1	3/10	7/10	5 200	5 200	0				36	0			T/P	30 000	900	26	19	1				
	1	24/5	27/5	5 200	5 200	0				55	0			T/P	5 600	280	26	19	5				
	1	14/10	16/10	5 110	5 110	52				86	4			T/P	8 350	150	292	19	6				
VANNES (F)																							
	1	17/11	19/11	3 378						198	0			P	10 565	0	173	9	12				
	1	4/2	6/2	2 953	2 953	0	0	0		168	0	0	0	P	8 262	0	312	10	12				
	1	13/1	15/1	2 214						219	9			P	7 512	0	412	9	2				
	1	8/12	8/12	342						52				P	5 497	0	326	9	8				
	1	3/3	5/3	1 188	1 188	0	0	0		150	0	0	0	P	14 156	0	312	10	2				
VERDUN (F)																							
	1	13/9	17/9	10 670	3 162	42	7 508	0	2	185	3	255	3	P	27 659	0	673	10	27				
	1	27/10	28/10	832	645	0	187	0		46	0	46	0	P	1 485	0	673	10	3				
Verona (I)																							
	1	21/10	23/10	14 406	14 406	0	0	0	7	241	19			T	15 154	1 812	675	6	12				
	1	25/3	28/3	1 827	1 827	0	0	0		118	0			T	33 437	6 499	675	6	2				
	3	24/5	27/5	11 370	11 370	1 010	0		21	223	24	95	69	T	15 180	1 817	212	11	2				
	1	8/11	11/11	96 313	71 831	9 145	24 482	3 262	24	650	136			T/P	156 263	19 912	675	6	3				
	2	2/2	5/2	52 199	41 888	1 368	10 311	54	23	676	41	503	44	P	88 023	11 379	212	11	1				
	1	26/9	29/9	69 504	55 487	24 322	14 017	3 628	58	1 383	799	48	16	T	56 625	29 002	212	11	5				
	2	18/4	21/4	2 728	2 050	387	678	0	6	65	8			T	6 444	1 784	675	6	9, 17, 19				
	2	18/4	21/4	12 068	11 544	1 187	524	324	29	435	148			T	15 291	4 596	675	6	9, 17, 19				
	1	20/1	22/1	99 433	97 949	244	1 484	244	19	626	157			P	126 015	15 756	675	6	3				
	2	22/2	26/2	30 337	27 414	5 973	2 923	0		549	179			T	69 659	6 119	675	6	5				
	1	25/3	28/3	89 072	88 386	764	686		22	4 107	83	546	66	T	135 227	47 351	212	11	5				
VERSAILLES (F)																							
	1	20/1	21/1	658	658	0	0	0	11	82	0	0	0	P	14 189	0	324	10	8				
VERTOU (F)																							
	1	17/2	20/2	549	549	0	0	0		82	0	0	0	P	8 467	0	312	10	2				
VESOUL (F)																							
	1	4/10	8/10	1 200						64				P	8 475	0	577	9	27				
Vicenza (I)																							
	2x1	18/10	21/10	6 720	6 720	820	0	0	13	252	47	26	26	P	53 528		262	12	3				
	1	18/2	20/2	5 276	5 276	791	0	0	18	157	35	0	0	P	29 302		262	6	3				
	1	18/2	20/2	2 501	2 501	413	0	0	15	135	45	0	0	P	149 618		262	6	3				
	1	14/1	19/1	2 966	2 966	305	0	0	8	114	19	0	0	T			262	12	19, 24				
	3x1	8/9	12/9	25 681	25 681	6 211	0	0	30	1 039	316	372	129	T	13 019	4 141	262	12	24				
	3x1	19/5	23/5	24 692	24 692	6 391	0	0	28	1 026	320	287	97	T	9 098	3 346	262	12	24				
	3x1	14/1	19/1	25 626	25 626	6 809	0	0	29	1 375	461	0	0	T	17 536	7 040	262	12	24				
Vienna (A)																							
	2	24/1	27/1	16 236	16 236	1 963	0	0	14	268	69	51	26	T	15 298	0	545	1	5				
	1	16/2	19/2	22 730	22 730	2 148	0	0	14	582	70	77	51	P	31 817	0	545	1	5				
	1	12/1	15/1	14 819	14 819	2 438	0	0	53	764	346	0	0	P	149 618	0	545	1	6	see note			
	1	12/1	15/1	19 906	19 906	0	0	0	1	40	0	0	0	P			545	1	16				
	2	9/10	12/10	21 336	21 336	3 831	0	0	15	557	183	191	140	T	26 138	0	545	1	19				
	1	10/3	18/3	27 294	27 294	4 001	0	0	14	521	77	29	7	P	73 944	-	545	1	12				
<i>Note: visitors include those of Vienna Autoshow</i>																							
VILLE-LA-GRAND (F)																							
	1	3/2	5/2	1 245						77	2			P	2 628	0	469	9	12				
VITRE (F)																							
	1	24/2	26/2	1 266						71	0			P	4 919	0	173	9	12				
	1	26/10	28/10	1 161						57	0			P	3 336	0	173	9	12				
VIROIN (F)																							
	1	20/9	22/9	2 596						14				P	2 218	0	88	9	26				
	1	20/1	22/1	429						35				P	1 249	0	88	9	12				

2012 EVENTS BY CITY

	Interval Year	Opening date	Closing date	Space				Exhibitors				Visitors				Organizer	Auditor	Industry sector	
				Rented Space (sq.m)				Exhibitors with their own stands		Represented firms		Admission for Trade/Public							
				Total	Halls	Open air		from ... countries	Total	Foreign	Total	Foreign	Total	Foreign	Total				Foreign
	Total	Foreign	Total	Foreign		Total	Foreign	Total	Foreign		Total	Foreign							
Voronezh (RU)																			
Fashion and Beauty Festival IDEAL	1	16/11	18/11	475	475	0	0	0	1	67	0	35	0	T/P	3 690	0	677	15	14, 25
Wächtersbach (D)																			
Messe Wächtersbach	1	12/5	20/5	10 644	5 887	210	4 757	25	8	359	15			P	60 141		453	11	27
Warszawa (PL)																			
ACADEMIA	1	7/11	9/11	155	155	2	0	0	2	39	1			T	free entry		476	5	8
Aktywni 50+	1	24/9	26/9	323	323	0	0	0	1	64	0			P	free entry		472	5	3
Cavaliada	1	22/3	25/3	534	498	21	36	0	2	51	2			T/P	12 139		472	5	3
COINEXPO	1	11/10	13/10	207	207	58	0	0	6	18	8			T/P	free entry		698	5	3
Fishing	1	1/3	4/3	526	526	58	0	0	3	21	2			T/P	incl. in Wind and water		476	5	3
Geo-Eko-Tech	1	24/5	25/5	292	248	0	44	0	1	24	0			T/P	free entry		698	5	19
GoldSilverTime	1	5/10	7/10	2 546	2 546	196	0	0	8	287	15			T/P	5 720		430	5	24
Kids' World	1	25/2	26/2	429	429	54	0	0	5	48	6			P	free entry		426	5	13
MUREXPO	1	13/4	15/4	1 160	1 142	42	18	0	5	125	7			T/P	5 862		476	5	5
Nafta I Gaz	1	19/9	20/9	89	89	16	0	0	3	14	3			T/P	free entry		698	5	9
New House, New Home 1	4x1	3/3	4/3	1 639	1 639	0	0	0	1	135	0			P	9 779		476	5	15
New House, New Home 2	4x1	21/4	22/4	848	848	0	0	0	1	93	0			P	3 808		476	5	15
New House, New Home 3	4x1	8/9	9/9	1 611	1 611	0	0	0	1	138	0			P	8 773		476	5	15
New House, New Home 4	4x1	17/11	18/11	1 068	1 068	9	0	0	2	113	2			P	6 000		476	5	15
Packaging Innovations	1	14/3	15/3	1 427	1 427	231	0	0	11	125	18			T	2 416	94	193	5	11
SOSEXPO	1	25/4	26/4	74	74	16	0	0	2	8	1			T	free entry		698	5	10
Travel WTT	1	16/11	18/11	813	813	168	0	0	10	115	20			P	10 793		476	5	6
Warsaw Book Fair	1	10/5	13/5	2 660	2 386	342	274	0	20	503	209			T/P	39 967		476	5	8
Warsaw Book Market	1	26/5	27/5	504	0	0	504	0	1	61	0			P	free entry		476	5	8
Wind and Water	1	1/3	4/3	6 284	6 258	49	26	0	6	401	23			T/P	32 563		476	5	3
Wels (A)																			
Blühendes Österreich	1	30/3	1/4	21 171	12 397	1 091	8 774	1 271	12	508	118	0	0	P	41 190	0	454	1	3, 6
Energiesparmesse	1	1/3	4/3	34 369	31 393	3 979	2 976	94	13	798	165	0	0	T/P	66 188	0	454	1	5,9,10
Gesund Leben	1	2/11	4/11	2 020	2 010	290	10	0	6	191	27	0	0	P	7 238	0	454	1	14, 22
Wilkowice (PL)																			
Roltechnika	1	18/8	19/8	1 673	0	0	1 673	0	1	31	0			T/P	16 654		472	5	1
Wroclaw (PL)																			
Dentamed	1	9/11	10/11	991	991	18	0	0	9	127	17	94	2	T	2 238		629	5	22
MeCaTech	1	19/10	20/10	344	344	12	0	0	2	30	1			T	765		193	5	19
Waterways	2	19/9	21/9	792	792	30	0	0	2	39	1			T	free entry		698	5	26
Yozgat (TR)																			
YOZGAT 3RD AGRICULTURE, FOOD AND LIVESTOCK FAIR	1	26/4	29/4	9 341	9 341	0				121	0			T/P	78 000	0	392	19	2
Zagreb (HR)																			
AMBIENTA	1	10/10	14/10	4 898	4 320	1 038	578	45	11	103	26	217	132	T/P	14 316	523	696	1	12
Baumesse	1	17/4	21/4	878	676	158	202	105	9	28	9	10	9	T/P	8 108	403	696	1	5
BIAM	2	17/4	21/4	1 484	1 484	435	0	0	7	35	12	105	97	T/P	incl. in Baumesse		696	1	19
Medizin und Technik	1	17/5	19/5	494	469	0	25	0	1	21	0	59	49	T/P	1 863	129	696	1	22
Nautikmesse	1	22/2	26/2	4 413	4 413	208	23	0	5	103	7	174	142	T/P	15 319	435	696	1	3
<i>Note: visitors include those of BIAM</i>																			
Zaragoza (E)																			
CREATIVA- SALON DEL OCIO RECREATIVO	1	24/2	26/2	1 152	822	124	0	0	5	55	9	0	0	P	7 542	0	255	13	3
FERIA GENERAL-ARATUR-AYUDAR-CAZA,PESCA Y NATURALEZA (FERIA GENERAL)	1	6/10	14/10	58 255	41 084	147	0	0	7	174	8	0	0	P	16 783	0	255	13	3
FERIA INTERNACIONAL DE LA MAQUINARIA AGRICOLA (FIMA)	2	14/2	18/2	77 246	60 268	7 139	122	0	31	496	105	505	448	T	5 644	906	255	13	1
FERIA PROFESIONAL DEL MUEBLE	2	19/1	22/1	42 675	42 415	3 792	0	0	6	458	40	11	0	T	14 603	177	255	13	12
LOGIS EXPO-STOCK-TRAILER / FERIA DE LOGISITICAS ESPECIALIZADAS (LOGIS)	2	18/4	20/4	3 639	3 627	66	0	0	4	45	2	43	12	T	607	7	255	13	26
MOTOR SHOW FESTIVAL	1	3/2	5/2	43 964	14 514	399	0	0	4	99	9	0	0	P	5 327	0	255	13	16
NUPZIAL-	1	9/11	11/11	2 462	1 376	0	0	0	1	71	0	29	0	P	1 290	0	255	13	3
SALON INTERNACIONAL DEL AGUA Y DEL MEDIO AMBIENTE (SMAGUA)	2	6/3	9/3	14 036	13 474	1 579	0	0	39	315	54	394	345	T	10 308	643	255	13	10
STOCK CAR	1	24/5	27/5	21 600	21 600	0	0	0	1	59	0	0	0	P			255	13	16

Note: the total net space includes some special show area which is not included in the "halls" or "open air" figures