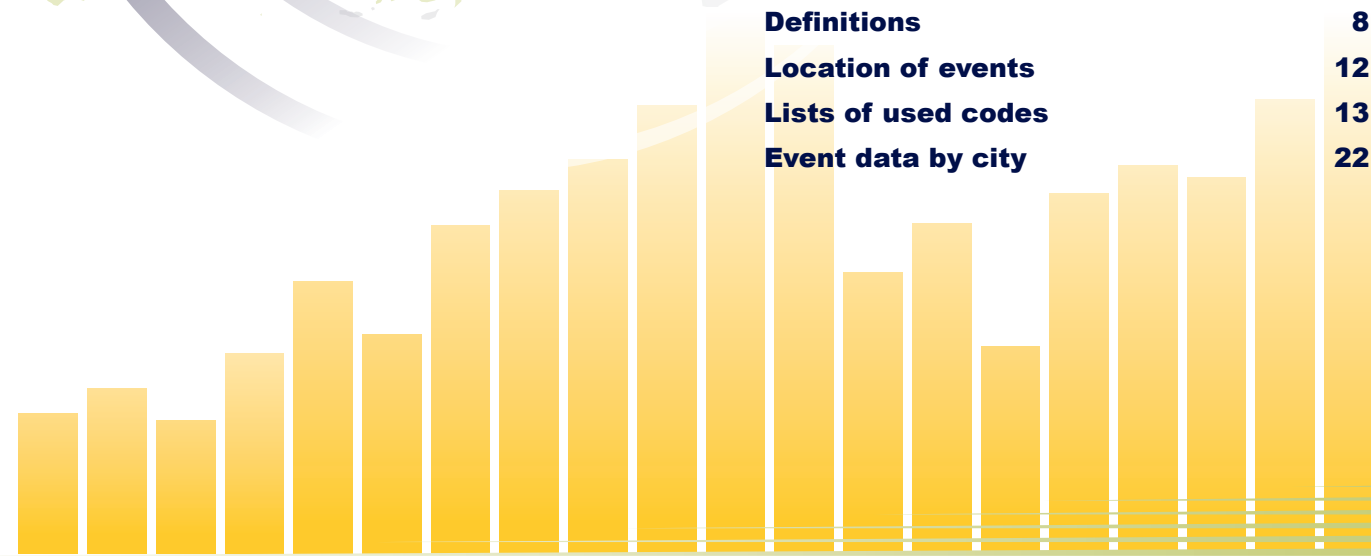


Euro Fair Statistics 2015



Euro Fair Statistics 2015



Facts about Euro Fair Statistics	4
Introduction	5
UFI message	6
Definitions	8
Location of events	12
Lists of used codes	13
Event data by city	22

Certified Key Figures of Exhibitions in Europe

- Austria*
- Belgium*
- Bulgaria*
- Croatia*
- Czech Republic*
- Finland*
- France*
- Germany*
- Hungary*
- Italy*
- Luxemburg*
- Moldavia*
- Poland*
- Portugal*
- Romania*
- Russia*
- Serbia*
- Slovenia*
- Spain*
- Switzerland*
- Sweden*
- The Netherlands*
- Turkey*
- Ukraine*

FACTS ABOUT EURO FAIR STATISTICS

The 2015 edition contains the certified statistics of 2 420 exhibitions from the following 23 countries:

Austria	23
Belgium.....	61
Bulgaria	5
Croatia	5
Czech Republic	30
Finland.....	66
France	579
Germany.....	198
Hungary.....	15
Italy	181
Luxembourg.....	11
Moldavia	2
Poland	199
Portugal.....	31
Romania	12
Russia.....	150
Serbia	2
Slovenia.....	1
Spain	261
Sweden.....	32
Switzerland.....	84
The Netherlands.....	29
Turkey.....	419
Ukraine	24

At these events, organized by 782 organizers, a total of 677 146 exhibitors, 67,3 million visitors and 24.8 million square metres of rented space were registered.

35% of the exhibitions were addressed to trade visitors, 31% to public visitors and 34% to both target groups.

UFI estimates that the audited events present in this report represents, in 2015, almost around half of the European exhibition market in terms of net space rented.

The breakdown of all the events by industry sector (provided by each partner) is presented in the table on the right. As almost 6% of all events (representing 6% of the total net space rented) had more than one industry sector mentioned, both overall cumulated % reach 106%. UFI regularly produces some additional analysis on this data in its annual report on Global Exhibition Industry Statistics.

Industry sector (UFI code)	Rented space		Number of events	
	sqm	%		%
Leisure, Hobby, Entertainment (3)	3 425 629	13%	429	17%
Agriculture, Forestry, Fishery (1)	2 294 007	9%	166	6%
Construction, Infrastructure (5)	2 190 111	8%	158	6%
Food and Beverage, Hospitality (2)	1 969 254	7%	209	8%
Furniture, Interior design (12)	1 947 031	7%	95	4%
General (27)	1 904 816	7%	148	6%
Engineering, Industrial, Manufacturing, Machines, Instruments, Hardware (19)	1 667 616	6%	142	6%
Automobiles, Motorcycles (16)	1 490 809	6%	87	3%
Textiles, Apparel, Fashion (25)	1 478 428	6%	159	6%
Premium, Household, Gifts, Toys (13)	1 162 347	4%	100	4%
Transport, Logistics, Maritime (26)	848 954	3%	60	2%
Health, Medical Equipment (22)	792 961	3%	90	4%
IT and Telecommunications (21)	656 605	2%	61	2%
Business Services, retail (4)	573 834	2%	120	5%
Energy, Oil, Gas (9)	478 451	2%	68	3%
Security, Fire Safety, Defense (7)	438 647	2%	34	1%
Jewelry, Watch & Accessories (24)	403 064	2%	41	2%
Electronics, Components (18)	382 405	1%	42	2%
Education (8)	375 610	1%	115	5%
Environmental Protection (10)	332 254	1%	58	2%
Beauty, Cosmetics (14)	326 300	1%	35	1%
Travel (6)	324 475	1%	28	1%
Printing , Packaging (11)	226 273	less than 1%	25	1%
Chemistry (17)	198 434	less than 1%	30	1%
Aviation, Aerospace (20)	155 920	less than 1%	5	less than 1%
Real Estate (15)	138 672	less than 1%	44	2%
Optics (23)	101 363	less than 1%	6	less than 1%

INTRODUCTION

Exhibitions play a vital role in today's business world.

It is therefore of fundamental importance that customers have access to reliable exhibition data.

This report includes the data provided by the 14 bodies mentioned below who certify that the statistics contained in this report have been issued according to the definitions outlined hereafter.

Further information is available by contacting each organization directly directly (contact details are provided on page 7).



Sergei Alexeev
President of the Russian Union
of Exhibitions and Fairs



Mikael Jansson
President of SFC,
Sweden



Wolfgang Marzin
President of FKM, Germany



Ettore Riello
Chairman, Italian Exhibition
and Trade Fair Association



Pedro Aleixo Dias
BDO & Associados, Portugal



Frédéric Jouët
Président UNIMEV



Andrzej Mochon
CENTREX Chairman



Riemer Rijkema
Director of CLC-VECTA Centrum voor Live
Communication, The Netherlands



Frédéric François
President of FEBELUX,
Belgium & Luxembourg



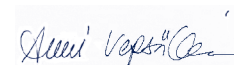
Xabier Basañez Llantada
President of AFE



Cengiz Özcan
Deputy Secretary General,
UCCET, Turkey



Martin Roy
President of FKM Austria



Anni Vepsäläinen
Chairman of the Finnish Union
of Trade Fair Organizers

UFI MESSAGE

UFI, the Global Association of the Exhibition Industry is happy to present the eighth UFI edition of this report.

Our goal is continuously to develop the geographical scope of this project and an important step was taken three years ago with the inclusion of certified data, in addition to audited data. Two years ago, data from Switzerland was included for the first time.

Due to the different levels of development and global diversity, methods may vary slightly from country to country but all the national bodies who have taken part in this study guarantee the quality of the statistics they have provided.

UFI strongly believes that auditing should, wherever possible, be done in a consistent manner to make figures comparable and audited events are identified as such in this report with the name of the auditor.

UFI continues to play an important role in developing a basic minimum standard for the industry including the publication and implementation of "UFI's Auditing Rules for UFI Approved Events". The latter are identified in the report.

If you have any questions or comments, please contact Christian Druart at research@ufi.org.

Paris, September 2016

Kai Hattendorf
UFI Managing Director



() The "UFI Approved Event" label is given to exhibitions organized by UFI members after a quality assessment.
In 2015, UFI approves more than 950 international events.*



UFI is the leading global association of the world's tradeshow organisers and exhibition centre operators, as well as the major national and international exhibition associations, and selected partners of the exhibition industry.

UFI's main goal is to represent, promote and support the business interests of its members and the exhibition industry. UFI directly represents around 50,000 exhibition industry employees globally, and also works closely with its 55 national and regional association members. 700 member organisations in 85 countries around the world are presently signed up as members.

Nearly 950 international trade fairs proudly bear the UFI approved label, a quality guarantee for visitors and exhibitors alike.

UFI members continue to provide the international business community with a unique marketing media aimed at developing outstanding face-to-face business opportunities.

UFI Headquarters

17 rue Louise Michel
92300 Levallois-Perret, France
+33 (0)1 46 39 75 00

www.ufi.org

THE FIGURES LISTED IN THIS REPORT HAVE BEEN PROVIDED BY:

AEFI – Associazione Esposizioni e Fiere italiane

Via Emilia, 155 47921 Rimini, Italy
+39 (0541) 744 229
info@aefi.it
www.aefi.it

AFE - Asociación de Ferias Españolas

CAMARA DE COMERCIO DE ESPAÑA
C/ Ribera del Loira 12
Primera Planta
E-28042 Madrid, Spain
+ 34 680214893
mju@afe.es
www.afe.es

Association for Voluntary Control of Fair Statistics (FKM-Austria)

Messeplatz 1
A-1021 Vienna, Austria
+43 (1) 72 72 00
info@messe.at
www.messe.at

BDO & Associados

Avenida da Republica 50–10°
P-1069-211 Lisbon, Portugal
+351 2 17 99 04 20
Pedro.Dias@bdo.pt
www.bdo.pt

CENTREX – International Exhibition Statistics Union

Albertirsai út 10.
H-1101 Budapest, Hungary
+36 30 619 7646, +36 30 948 5124
info@centrexstat.org
www.centrexstat.org

CLC-VECTA

De Corridor 10F
3621 ZB Breukelen
The Netherlands
+31 (0)346-352444
info@clcvecta.nl
www.clcvecta.nl

Expo-Event.Live Communication Verband Schweiz

Kapellenstrasse 14
CH - 3001 Bern
+41 58 796 99 54
info@expo-event.ch
www.expo-event.ch

FEBELUX

c/o BRUSSELS EXPO
Place de Belgique 1
1020 Bruxelles
+ 32 2 474 82 80
info@febelux.com
www.febelux.com

Finnish Union of Trade Fair Organizers (FUTFO)

c/o Messukeskus, Helsinki Expo and Convention Center
P.O.Box 21, FI-00521 Helsinki, Finland
+358 40 450 3250
Reija.kononen@messukeskus.com
www.messu-unioni.fi

Russian Union of Exhibitions and Fairs (RUEF)

13, Sovnarkomovskaya St., GSP-1080,
Nizhny Novgorod, 603950, Russia
+7 (831) 277 56 80
info@ruef.ru
www.ruef.ru

Scandinavian Fair Control (SFC)

Elmiavägen 11
S-554 54 Jönköping
+46 36 34 62 30
info@fairlink.se
www.fairlink.se

Society for Voluntary Control of Fair and Exhibition Statistics (FKM)

Littenstrasse 9
10179 Berlin, Germany
+49 (30) 2 40 00-0
info@fkm.de
www.fkm.de

UNIMEV – OJS department (France)

11, Rue Friant
F-75014 Paris, France
+33 (1) 53 90 20 11
ojs@unimev.fr

Union of Chambers and Commodity Exchanges of Turkey (UCCET)

Dumlupınar Bulvarı No:252 (Eskişehir Yolu 9. Km.)
06530 / Ankara, Turkey
+90 (312) 218 22 82
info@tobb.org.tr
www.tobb.org.tr

DEFINITIONS

AFE Spanish Trade Fair Association (Spain)

Space

The amount of exhibition space let is divided into hall areas and open-air areas, and is also differentiated between Spanish and foreign exhibitors. Special shows include stands, displays and demonstrations which deal with the general concept, or specific themes, of an exhibition but are independent of the exhibitors. Gross exhibition space comprises the net exhibition space and the related gangways and service areas.

Exhibitors

Direct exhibitors: Exhibitors occupying their own stands who receive bills from the exhibition organiser which are settled directly. Indirect exhibitors (or firms represented): Exhibitors which do not have own stands, but present products on direct-exhibitor stands. In the case of group or collective participation, the different exhibitors are considered direct where they occupy an area of at least 9 m². Exhibitors occupying a space of less than 9 m² are considered indirect.

Visitors

Identified visitors: At the entrance of the exhibition these visitors must show a card or numbered slip showing their identification. The number of these visitors is determined according to the number of completed cards or slips. Season tickets are counted once, irrespective of the number of times used. The number of visitors buying their tickets on entry to the exhibition corresponds to the number of tickets sold with proof of the corresponding receipt.

BDO & Associados (Portugal)

Space

The total rented space includes both hall space and open-air space contracted by the exhibitors, whether it is paid or unpaid, and it corresponds to the number of square meters effectively occupied by them. The rented space is divided into national and foreign in accordance with the exhibitor classification.

Exhibitors

The main exhibitor is the entity contracting directly with the organizer. Co-exhibitor is the entity which presents its products/services on the main exhibitor's stand with its own staff. A represented company is one who is not present with their own staff, and whose products or services are present on a main exhibitor's or co-exhibitor's stand. These represented companies are excluded from the calculation of the total number of exhibitors.

Visitors

Any person entering the fair/trade show during its official opening hours who presents at control access either a ticket or a card proving payment on the entrance fee or an invitation card is considered as visitor. Visitors exclude the staff of exhibitors, services providers and organizers. The visitor whose address is located in another European or Third country is considered as foreign visitor. An additional visit, to be verified as made on a different day from the first visit is considered as a repeat visit. The figures presented in the Euro Fair Statistics brochure concern the number of total visits: total number of visitors plus the total number of repeat visits.

CENTREX (Bulgaria, Czech Republic, Hungary, Poland, Romania, Serbia & Ukraine)

Space

The rented space is divided up in hall space and open-air space which is rented / contracted by exhibitors. International incorporates space rented by foreign and multinational companies.

Exhibitors

An exhibitor with his own stand (direct exhibitor) is one who occupies a stand for his company receives the bill from the exhibition organiser and settles it directly. A represented firm (indirect exhibitor) is one who does not have a stand of his own, but presents his products on a stand of a direct exhibitor. Co-exhibitors at an exhibitor's stand or participants at a collective stand are also considered as exhibitors for statistical purposes if they exhibit their own goods employing their own personnel on the exhibitor's stand or at a common stand organised by a collective stand organiser and their autonomy can be undoubtedly recognized even without physical separation. These companies are considered as exhibitors regardless that the invoice is being issued on the exhibitor's or on a collective stand organiser. The nature of the participation and the identity of each exhibitor at the stand should be very clear from the application form sent to the exhibition organizer.

Nationality of the exhibitor/co-exhibitor: foreign exhibitors and multinational companies are integrated under heading as international exhibitors (as well as space).

Visitors

The number of visitors is calculated on evidence. The number of paying visitors is established through financial evidence: number of sold tickets (prepaid or on the spot) and number of tickets/entry passes paid by the exhibitor or a third party. Visitors with paid passes for a given period are calculated on the basis of a financially reasonable minimum number of uses of the pass. 4 visitors are counted for each family ticket sold. For persons arriving with vouchers, registration cards or similar valid free passes, tickets can be counted as visitors only if evidence is available.

The number of foreign visitors is established either by tickets sold through special pre-registration means, or filled in-registration cards with evidence of the foreign origin of the visitor or through representative visitor surveys.

DEFINITIONS

CLC-VECTA (The Netherlands)

Space

Net exhibition space: sum of booth space and any space utilized by the organizer for features that have a direct relation to the theme of the exhibition.

Exhibitors

Exhibitor entity that displays products or services accepted by the organizer, with personnel present at the exhibition, including main exhibitors and co-exhibitors.

Visitors

A visitor is a person who visits an event once or several times during the days when the event/ the trade fair ground is open for persons in possession of an entry ticket.

A visitor is:

- A person who obtained an entry ticket during the duration of the event.
- A person who obtained an entry ticket during the period of pre-registration and visited the event/ the trade fair ground at least once during the duration of the event.
- A person who obtained a complimentary entry ticket and visited the event/ the trade fair ground at least once during the duration of the event.
- A person who is in the possession of an annual season ticket and visited the event/ the trade fair ground at least once during the duration of the event.
- A person who is in the possession of a press ticket and visited the event/ the trade fair ground at least once during the duration of the event.

Exhibitor, organizer, service and personnel cards and passes are not counted.

Expo-Event.Live Communication Verband Schweiz (Switzerland)

Space

The space is divided into hall areas and open-air areas. This space is the surface occupied by the exhibitors and it also includes the "special show" areas utilized by the organizer for features which have a direct relation to the theme of the exhibition.

Exhibitors

Exhibitor entity that displays products or services accepted by the organizer, with personnel present at the exhibition, including main exhibitors and co-exhibitors.

Visitors

The attendance figure is calculated by counting the number of admissions to the exhibition. The number of admissions per day can for example be determined by using an electronic entry monitoring system ; admission of a visitor shall be counted a maximum of once per day.

FEBELUX (Belgium, Luxembourg)

Space

The space is divided into hall areas and open-air areas. This space is the surface occupied by the exhibitors and it also includes the "special show" areas utilized by the organizer for features which have a direct relation to the theme of the exhibition.

Exhibitors

Direct exhibitors: companies or organizations in touch with the organizer, who pay for their participation or agree on a commercial deal with the organizer in order to be present during the exhibition. The exhibitor owns a booth, and can sell products from different companies. Those companies offer goods or services via their personnel from their own exhibitor stand area, via a booth.

Indirect exhibitors: represented organizations or companies that are not present with their own staff, and whose products or services are present on a direct exhibitor's booth.

Visitors

Attendance figures are calculated based on the number of admissions at the exhibition venue during its official opening hours. The visitor owns an entrance ticket (includes VIP card) or bought a ticket through the preregistration system.

2 systems of admission:

- by an electronic monitoring system
- by retaining the tickets counterfoils or through registrations.

FKM (Germany and some events in Italy)

Space

The exhibitor stand area is broken down according to hall space and outdoor exhibition space, as well as according to space rented by domestic or foreign exhibitors. Stands, display panels and demonstrations, which deal with the theme of an event comprehensively or specific aspects of it, independent of exhibitors, are treated as special shows.

Net exhibition space consists of the exhibitor stand area and space for special shows. Gross exhibition space consists of the net space plus the corresponding access and service areas.

Exhibitors

Companies or organizations, which offer goods or services via their personnel from their own exhibitor stand area, are counted as exhibitors.

Additionally represented firms are companies whose goods or services are offered by another exhibitor. The number of exhibitors may not include the figures for additionally represented firms.

Visitors

The visitor figures are calculated according to the number of entries to the trade fair centre. The number of entries per day can, on the one hand, be determined by an electronic visitor admission system, whereby a maximum of one entry is registered per day.

The attendance figure is calculated by counting the number of admissions to the exhibition grounds. The number of admissions per day can for example be determined by using an electronic entry monitoring system; admission of a visitor shall be counted a maximum of once per day.

Organisers who do not employ electronic entry monitoring systems must supply proof of admission by retaining the ticket counterfoils or through registrations. The counterfoils of tickets sold by the ticket offices need not be retained as the takings of the ticket offices shall serve as proof.

DEFINITIONS

FKM-Austria (Austria, Croatia & Slovenia)

Space

The total rented space of an event is based on the amount of space rented by the individual exhibitors. The amount of rented space is divided into hall areas and open-air areas, and is also differentiated between domestic and foreign exhibitors.

Exhibitors

Exhibitor figures are compiled from the number of companies who have rented an individual stand and who use their own personnel to promote goods or services. Represented firms are companies whose goods or services are offered by another exhibitor. The number of exhibitors may not be added to the number of represented firms.

Visitors

The number of visitors is based on the amount of entrance tickets sold or is based on an electronic registration system. One entrance per visitor per day is counted. Visitors buying a multiple entrance ticket can use the ticket on several days during the show (counting of entry is based on the ticket price – if the ticket costs 20 % more than the one day ticket, two visitors are counted). Complimentary tickets, exhibitor tickets, press tickets etc. have not been taken into consideration.

Free entrance tickets are counted if based on an electronic registration system and the registration includes the full address of the visitor.

FUTFO (Finland) & SFC (Sweden)

Space

The total rented space of an event refers to the area used by and paid for by the exhibitors. A distinction is made between hall space and open air space. Areas given free of charge to exhibitors are not counted.

Exhibitors

An exhibitor with his own stand (direct exhibitor) is one who has obtained a contract for an exhibition stand in its entirety, or who uses a specified, clearly delineated portion of an exhibition stand using his own personnel to promote goods or services.

A represented firm (indirect exhibitor) is one whose products or services are offered through a direct exhibitor. The number of exhibitors with their own stands may not be added to the number of represented firms, except when evident.

Visitors

The number of visitors is the sum of paid entries, invitation cards used, and other used tickets which can have been obtained by conference visitors who have had access to the trade fair grounds. A visitor who visits a trade fair over a period of many days is counted once a day. Exhibitor, press, service and personnel cards and passes are not counted.

ISFCERT SRL - Istituto di certificazione dati Statistici Fieristici (Italy)

Starting from 2013 ISFCERT is appointed by ACCREDIA (Italian body member of European cooperation for Accreditation) to audit events in accordance with ISO 25639 -2008 and ISO 17065-2012

Space

The rented space of a fair is the area effectively occupied by the exhibitors, invoiced and paid at the official price.

The space is divided up in hall space and open-air space and in area rented by Italian and foreign exhibitors.

Areas given free of charge to private exhibitors are not counted.

Exhibitors

An exhibitor with his own stand (direct exhibitor) is one who occupies a stand for his company, receives the invoice and pays it.

Exhibitor figures are divided up in Italian and foreign exhibitors.

A represented firm (indirect exhibitor) does not have a stand of his own, but is present in the stand of a direct exhibitor. He cannot be considered, if he does not pay the official fee for the participation.

Visitors

Any person entering a trade fair presenting a ticket or a card proving payment of the entrance fee, or an invitation card with a control slip is considered as a visitor.

Visitors admitted free of charge are counted only, if they give elements for their qualification and identification.

Foreign visitors are counted only, if their identification is possible. Honorary cards, exhibitor, press and service cards and passes are not counted.

Permanent access cards are counted only once.

DEFINITIONS

RUEF - Russian Union of Exhibitions and Fairs (Russia and Moldavia)

Space

The total rented space includes both hall space and open-air exhibition space rented by domestic and foreign exhibitors.

The rented space is subdivided into national and foreign area in accordance with an exhibitor classification.

Exhibitors

The exhibitor figures include those companies who rented on any terms (paid or free of charge) an individual booth for the full period of an exhibition event and who used their own or employed personnel to promote goods and services. Exhibitors are considered both main and co-exhibitors.

A represented company is one that displays its goods and services on a main exhibitor's booth, without personnel present.

The number of exhibitors may not be added to the number represented firms

Visitors

Visitor figures are determined by an electronic or a non-electronic visitor control, as well as by a number of paid entry tickets and individual invitations collected at the entrance.

Speakers and participants of complimentary events (seminars, conferences, congresses etc.) can be added only if they were registered at the entrance and visited the exhibition event.

Honorary cards, administration personnel, exhibitors and press cards are not counted.

UC CET (Turkey)

Space

The total rented space includes both hall space and open-air space contracted by the exhibitors, and based on the amount of space rented by the individual exhibitors. It includes the space rented for both national and foreign exhibitors.

Exhibitors

Natural and legal persons who exhibit their services and products on a stand assigned by the organizer in accordance with the provisions of contract signed between organizer and exhibitor.

The organizer has to fill and send a form of fair result report whose example shall be determined by the Union together with fair catalogue, a copy of fair contract, insurance policy and a document showing all insurance premium has been paid, the name list of direct or indirect foreign participants for international fairs to the chamber/commodity exchanges to which it has made its fair organizing application. The form includes total participant number, the rate and number of the foreign participants among all participants, distribution of direct or indirect foreign participants according to countries, total stand area allocated to participants, stand area allocated to the foreigners and its rate among total area, the total number of visitors, the rate and number of foreign visitors among all visitors, distribution of foreign visitors according to the countries and general evaluations of the organizer regarding the fair.

Visitors

Visitor numbers are calculated according to the number of tickets sold, number of complimentary tickets or electronic count at the tourniquets.

UNIMEV – OJS department (France)

Space

The given figures refer to area (booth space) occupied by exhibitors and co-exhibitors whether it is paid or unpaid.

It corresponds to the number of square meters effectively occupied. It does not include in this case the area used for features in relation with the theme of the exhibition.

Exhibitors and co-exhibitors

The main exhibitor is the entity contracting directly with the organizer and presents its products/services with its own personnel.

Co-exhibitor is the entity which presents its products/services on the main exhibitor's stand under his trade mark with its own personal.

Visitors

Any person entering the fair / trade show during its official opening hours who presents at control access either a ticket, or a card proving payment on the entrance fee or an invitation card with a numbered control slip is considered as visitor.

A journalist is counted as visitor. Visitors exclude the staff of exhibitors, exhibition centres, services providers and organizers' staff.

An additional visit, to be verified as made on a different day from the first visit is considered as a re-visit.

The visitor whose address is located in another European or third country is considered as foreign visitor.

The figures listed in the Euro Fair Statistics brochure concern the number of total visits: "visitors entries" is the total number of visitors admissions at the fair / trade show during its official opening hours.

LOCATIONS OF EVENTS



LISTS OF USED CODES (1/3): Interval year, Admission, Industry sectors

Interval year

1	once a year
2	every other year
3	every 3 years
4	every 4 years
5	every 5 years
6	every 6 years
2x1	2x1 = twice a year
3x1	3x1 = 3 times a year
4x1	4x1 = 4 times a year
blank	not regular or not yet known (first time)

Admission

T	trade (only)
P	public (only)
T/P	trade & public

Industry sectors

1. Agriculture, Forestry, Fishery
2. Food and Beverage, Hospitality
3. Leisure, Hobby, Entertainment
4. Business Services, retail
5. Construction, Infrastructure
6. Travel
7. Security, Fire Safety, Defense
8. Education
9. Energy, Oil, Gas
10. Environmental Protection
11. Printing, Packaging
12. Furniture, Interior design
13. Premium, Household, Gifts, Toys
14. Beauty, Cosmetics
15. Real Estate
16. Automobiles, Motorcycles
17. Chemistry
18. Electronics, Components
19. Engineering, Industrial, Manufacturing, Machines, Instruments, Hardware
20. Aviation, Aerospace
21. IT and Telecommunications
22. Health, Medical Equipment
23. Optics
24. Jewelry, Watch & Accessories
25. Textiles, Apparel, Fashion
26. Transport, Logistics, Maritime
27. General

LISTS OF USED CODES (2/3): List of auditors with their contact details

1 Artus Consulting

Innsbrucker Bundesstraße 73
5020 Salzburg, Austria
Phone: + 43 662 851 287 19
e-mail: c.richter@artus.at

2 BDO & Associados

Avenida da Republica 50-10°
P-1069-211 Lisbon, Portugal
Phone: +351 2 17 99 04 20
Fax: +351 2 17 99 04 39
e-mail: Pedro.Dias@bdo.pt

3 BDO LLC

201-203, Kharkivske Road
Kyiv, 02121, Ukraine
Tel.: +38 (044) 393 26 87, +38 (044) 393 26 88
Fax: +38 (044) 393 26 91
e-mail: bdo@bdo.kiev.ua

4 CENTREX

Albertirsai út 10
H-1101 Budapest, Hungary
Phone & Fax: +36 (1) 26 36 368
e-mail: info@centrexstat.org

5 Conference of Italian Regions and Autonomous Provinces

Viale Aldo Moro, 44
40127 Bologna, Regione Emilia-Romagna, Italy
Phone: +39 (051) 527 6534
Fax: +39 (051) 527 6512
e-mail: fquagliariello@regione.emilia-romagna.it

6 DNV

Centro Direzionale Colleoni - Viale Colleoni, 9 - Palazzo Sirio 2
20864 Agrate Brianza (MB), Italia
Phone: +39 039 6899905
Fax: +39 039 6899930
e-mail: milan@dnv.com - <http://www.dnv.it>

7 Ernst & Young Accountants LLP

Wassenaarseweg 80
2596 CZ Den Haag (The Hague)

8 EXPOCERT

65 rue Colbert
92700 COLOMBES, France
Phone: +33 1 47 84 01 56
e-mail: contact@expocert.fr
www.expocert.fr

9 EXPO'STAT

33 rue Abel Hovelacque
75013 PARIS, France
Phone : +33 1 45 35 69 86
e-mail : cdasilva@expostat.com
www.exposat.com

10 FKM

Littenstrasse 9
D-10179 Berlin, Germany
Phone: +49 (30) 2 40 00-0
Fax: +49 (30) 2 40 00-3 40
e-mail: info@fkm.de
www.fkm.de

11 ISFCERT SRL

Via L. Vestri, 1
40128 Bologna, Italy
Phone: +39 (051) 745 9000
Fax: +39 (051) 745 9007
e-mail: info@isfcert.it

12 MADISON

C/ Proci3n, 7 Portal 1 - EDIFICIO AMÉRICA II
E-28023 Madrid, Spain
Phone : +34 90 260 25 55
e-mail: maite.sanmartin@madisonmk.com
website: www.madisonmk.com

13 MediaAuditFinland Oy

L3nnrotinkatu 20 B
00120 Helsinki Finland
Phone: +358 40 358 9315
website: www.mediaauditfinland.fi

4 RussCom IT Systems

8, Aviamotornaya str.
111024 Moscow, Russia
Phone: +7 495 925 0433
Fax: +7 495/925 0432
e-mail: audit@auditexpo.ru

15 Scandinavian Fair Control (SFC)

Fairlink AB
Elmiav3gen 11
S-554 54 J3nk3ping
Phone: +46 36 34 62 30
e-mail: info@fairlink.se
website: www.fairlink.se

16 TREVOR

Revisione e organizzazione contabile
Sede di Trento
Via Brennero N. 139, 38121 Trento (TN)
Phone: +39 0461 828 492
Fax: +39 0461 829 808
e-mail: trevor.tn@trevor.it
website: www.trevor.it

17 Turkey : local Chambers of Commerce

Contact UC CET
Dumlupinar Bulvarı No:252 (Eskişehir Yolu 9. Km.)
06530 / Ankara, Turkey
Phone: +90 (312) 218 22 82
Fax: +90 (312) 218 24 84
e-mail: info@tobb.org.tr

LISTS OF USED CODES (3/3): List of organizers

1	121 Fuarçılık Organizasyon ve Tanıtım Hizmetleri A.Ş.	45	APHV - ASSOCIATION POUR L'HISTOIRE VIVANTE	88	BEA SRL
2	24 Saat Fuarçılık Ltd Şti	46	AQUITEC	89	BEAUTEAM
3	4M Fuar Organizasyon Tic. Ltd. Şti	47	AREZZO FIERE E CONGRESSI SRL	90	BEC
4	656 EDITIONS	48	ARLPC (Amicale Rétro Locomotion du Pays chatelleraudais)	91	BEES-BIOENERGIE EVENEMENTS ET SERVICES
5	A ve A Fuarçılık Org. ve Tic. Ltd. Şti.	49	ART Fuar Org.Tic Ltd.Şti.	92	BGT
6	A ve A Fuarçılık ve Organizasyon Ltd. Şti	50	ART PARIS (FILIALE DE FRANCE CONVENTIONS)	93	BIBLIOTHEQUE COLMAR - POLE MEDIA CULTURE EDMOND GERRER
7	A&T SAS	51	ARTEXIS EASYFAIRS	94	BIO ET CO
8	A.N.C.I. SERVIZI SRL	52	Artissima srl	95	BIRP
9	A3 LOR	53	Artkim Fuarçılık Tic. Ltd. Şti	96	Bizon Exhibition Companies Group, LLC
10	A3P	54	ARTS EXPO	97	Bizon Exhibition Companies Group, LLC; ICE Ltd.
11	Abies Fuar Hizmetleri Ltd. Şti.	55	AS Fuarçılık Hizmetleri Tic. Ltd. Şti	98	blickfang GmbH
12	ACTIVA FRANCE	56	ASCONTEX PROMOZIONI SRL UNIPERSONALE	99	boek.be
13	ADHESION GROUP	57	Asel Uluslararası Fuar Hizmetleri San ve Dış Tic. Ltd. Şti.	100	boerding messe AG
14	ADVANCED MUSIC	58	Asiexpo	101	BOLOGNA FIERE SPA
15	AECC MÁLAGA	59	ASOCIACION DE VETERINARIOS ESPAÑOLES ESPECIALISTAS EN PEQUEÑOS ANIMALES	102	BOLOGNA MINERAL SERVICE SRL
16	AHECOS	60	Asociación Malagueña de Automoción	103	BOLOGNAFIERE COSMOPROF
17	AEPV Association des Acteurs Economiques de la Plastics Vallée	61	Asociación Nuevo Futuro	104	BONJOUR CARAVANING
18	AFAG Messen und Ausstellungen GmbH	62	ASOCIACIÓN VIDA SANA S.A	105	Bourse internationale aux armes
19	afidamp SERVIZI Srl	63	ASS. SAPAR	106	Boyut Fuarçılık Hizmet. Org. Ltd. Şti
20	Afidamp Servizi y Aude Business Events	64	ASSOCIATION CANINE DU POITOU	107	Brno Trade Fairs
21	AFT Fuarçılık Org. ve Tan. Ltd. Şti	65	ASSOCIATION FOIRE DE LA HAUTE-SAVOIE MONT-BLANC (ROCHEXPO)	108	BUREAU HORTICOLE REGIONAL PAYS DE LOIRE/SALON DU VEGETAL
22	AGEN EXPO CONGRES	66	ASSOCIATION FORUM ORGANISATION	109	Burgenland Messe Betriebsges.m.b.H. & Co. KG
23	AGENCE SAFYM	67	ASSOCIATION MARATHON DE LA ROCHELLE	110	Business Dialogue, LLC
24	Agoras Fuarçılık Hizmetleri Ltd. Şti.	68	Association of Designers, Manufacturers and Suppliers of Personal Protective Equipment (ASIZ)	111	C³ Chemnitz Veranstaltungszentren GmbH c/o Messe Chemnitz
25	AIMPES SERVIZI SRL	69	ASSOCIATION RANDOFOLIES	112	CAEN EVENT
26	Ajansasya Fuarçılık Org. Ltd. Şti.	70	ASSOMAC SERVIZI SRL	113	CANSO Y ATCA
27	Akare Fuarçılık A.Ş	71	ASSOSERVIZI BIELLA	114	CARRARAFIERE SRL
28	Akdeniz Reklamcılık ve Tanıtım Hizmetleri A.Ş.	72	ATELIERS D'ART DE FRANCE	115	Castroviejo y Splai, S.L.
29	Akort Tanıtım Organizasyonu ve Fuarçılık Ltd. Şti.	73	Atis Fuarçılık A.Ş.	116	CCI DE BEZIERS - SAINT-PONS
30	Aktif Fuarçılık Ltd. Şti	74	ATLANTIKA EVENEMENTS	117	CCI DE TARBES ET DES HAUTES PYRENEES
31	ALL Fuarçılık A.Ş.	75	Atlas Uluslararası Fuarçılık Reklam Org. Ltd. Şti	118	CCI DU PAYS DE FOUGERES
32	ALPEXPO	76	Auto Zürich AG	119	CCI NIMES / PARC EXPO NIMES
33	AMA Service GmbH	77	AUTO-ENCHERE ROBERTI	120	CE Messen GmbH
34	AMAURY SPORT ORGANISATION (ASO)	78	AVEBIOM	121	CENTRE FRANCE EVENEMENTS
35	AMBAR CONNECT S.L.	79	AVIGNON TOURISME	122	CENTRE HOSPITALIER D'ANGOULEME
36	Ametic-Eticom	80	AVS	123	CENTREXPO SPA
37	AMGE-Caravane (Association des Marocains aux Grandes Ecoles)	81	AZIENDA SPECIALE FIERA INTERMAZIONALE DELLA SARDEGNA	124	CESENAFIERA
38	Anadolu Expo Fuar Ticaret Ltd.Şti	82	B+E Marketing GmbH	125	CHAMBRE DES METIERS ET DE L'ARTISANAT D'EURE ET LOIRE
39	ANCF (ASSOCIATION NATIONALE CIVAM FERMIER)	83	BARCELONA HARLEY DAYS / OPEN EVENTS GROUP	126	CHARLEROI EXPO
40	Anfaş Antalya Fuarçılık İşletme ve Yatırım A.Ş.	84	Bashkir Exhibition Company, Ltd.	127	CHORUS SA
41	ANGERS EXPO CONGRES	85	Batı Akdeniz Fuarçılık ve Org Ltd. Şti	128	Chuma Promotions
42	ANTEPRIMA TREND SELECTION SRL	86	bbg Betriebsberatungs GmbH	129	CIMEXPO - MONTLUCON
43	ANTLIA ORGANISATION	87	BCCMA	130	cité-métiers.ch l'expo
44	APETAM (Asociación Provincial de Empresarios Transportistas y Agencias de Málaga)			131	CITEVENTS SARL
				132	Clarion Events Deutschland GmbH

LISTS OF USED CODES (3/3): List of organizers

133 Clarion Events TR Fuarçılık Danışmanlık Ltd.Şti.	178 DLG Service GmbH	223 ENTE NAZIONALE DELLA CINOFILIA ITALIANA
134 CLUB AMATEURS D'AUTOMOBILES ANCIENNES	179 DLG-Intermarketing	224 EOI
135 CNEP	180 DO.MO.ART. SRL	225 EQUIP AUTO (SAS D'EXPLOITATION) (GROUPE COMEXPOSIUM)
136 COFAQ	181 Domino Fuarçılık Ltd. Şti.	226 EQUIPE INTERNATIONAL SRL
137 COLMAR EXPO SA	182 Dossodossi Fuarçılık A.Ş.	227 Erexpo Fuarçılık A.Ş.
138 COMEXPOSIUM	183 Dreamhack Encom	228 ERMEVENTS S.L
139 COMEXPOSIUM SECURITY SAS	184 Dünya Fuar Yapım Ltd. Şti.	229 ESCRS
140 COMITE DES FETES, FOIRES ET SALONS DE LA ROCHELLE	185 DUPLEX AND CO	230 ESPACIO DE ARTE CONTEMPORANEO DIEZ-CASCON ARQUITECTOS
141 COMITÉ D'ORGANISATION DE LA FOIRE EXPOSITION DE PONT-CHATEAU	186 E Uluslararası Fuar ve Tanıtım Hizmetleri A.Ş.	231 Etucom Sârl
142 COMMUNAUTE EMMAÛS CHATELLERAULT-NAINTRÉ	187 E Uluslararası Fuar ve Tanıtım Hizmetleri A.Ş.	232 Euroexpo Ltd
143 COMMUNICA ORGANISATION	188 E Uluslararası Fuar ve Tanıtım Hizmetleri A.Ş.	233 EUROEXPO Messe- und Kongress-GmbH
144 COMOCREA - EXPORT CONSORTIUM TEXTILE DESIGN	189 E.A. FIERA DEL LEVANTE	234 EuroIndex Ltd
145 COMPAGNIE FEODALE	190 E.A. FIERA DI FOGGIA	235 European Association of Geoscientists and Engineers
146 COMUNE DI ALBA	191 E.A.FIERE DI VERONA	236 European Association of Urology
147 COMUNE DI BRA	192 E.I.C.M.A. - ESPOSIZIONE INTERNAZIONALE DEL CICLO E MOTOCICLO	237 EUROVET
148 Conceptium exhibition	193 Easy Fairs Schweiz	238 EUSKALTEL
149 conceptum	194 easyFairs	239 EVEN PRO
150 Conceptum Spaim	195 EASYFAIRS IBERIA S.L.	240 EVENT INTERNATIONAL
151 CONGRES ET EXPOSITIONS DE BORDEAUX	196 ECR Fuarçılık Ltd. Şti.	241 Eventos del Motor
152 Congress und Messe Innsbruck GmbH	197 EDI.CER	242 Eventus Organizasyon Fuarçılık ve Tic A.Ş.
153 CONNCEPTUM SPAIN,S.L.,	198 EDICIONES PELDAÑO S.A.	243 EXPO ARAD
154 CONSEIL NATIONAL DES CENTRES COMMERCIAUX (CNCC)	199 EDICIONES Y ESTUDIOS, S.L.	244 EXPO CONSEIL
155 Consejería de Empleo y Mujer. Dir. Gral. De Empleo. COMUNIDAD DE MADRID	200 EDIPAP SRL	245 EXPO Mazury
156 Consejería de Empleo y Mujer. Dir. Gral. De Empleo. COMUNIDAD DE MADRID.	201 Editions EPAS	246 EXPO OUEST INTERNATIONAL
157 CONSORCI DE LA ZONA FRANCA	202 EDITIONS LVA	247 EXPO21
158 COTE OUEST (Membre de LÉVÉNEMENT)	203 EDITRICE IL CAMPO	248 EXPOARTE E CULTURA
159 COTE SALONS	204 Edufairs Fuarçılık Ltd. Şti	249 Expocentre ZAO
160 CREMONAFIERE SPA	205 EFEM Uluslararası Fuar ve Org. Hiz. A.Ş.	250 EXPOCINEGETICA
161 Cristal Formation	206 EFEM Uluslararası Fuar Org. Hiz.A.Ş.	251 EXPOCINQ
162 CRJP CONSEIL	207 EFIM SPA	252 EXPOENERGIE SRL
163 Crocus International, AO	208 EF-International Ltd	253 Expolink Fuarçılık Org. Tan. Ltd. Şti
164 CSI Concours Saut International AG	209 EF-International Ltd; RESTEC Exhibition Company Ltd	254 Expomark Ltd
165 CT FairExpo	210 Efor Ege Fuarçılık Org. Ltd. Şti.	255 EXPOMEDIA
166 Çukurova Fuarçılık A.Ş.	211 Eigenmann Expo SA	256 EXPONANTES
167 CYF Fuarçılık A.Ş.	212 Eket Fuarçılıkk Tic. Ltd. Şti.	257 Exponor
168 DDB LIVE FOR PEOPLE	213 Ekin Fuar A.Ş.	258 Expo-Park. Exhibition Projects Ltd
169 DELEGATION TERRITORIALE DE VANNES DE LA CCI DU MORBIHAN	214 Eko MMI Fuarçılık Tic. Ltd. Şti.	259 EXPOCICAM SRL
170 Demos Fuarçılık ve Org. A.Ş.	215 Ekspoturk Fuarçılık Org. Ltd. Şti	260 Exposition hall Elektrifikatsiya JSC
171 designmesse.ch GmbH	216 Elka Fuarçılık Ltd. Şti.	261 Expotim Uluslararası Fuar Organizasyonları A.Ş.
172 DESTINATION NATURE (SAS D'EXPLOITATION COMEXPOSIUM)	217 Elmia	262 Expo-Time GmbH
173 Detay Fuarçılık Org. Ve Tanıtım Hizmet. Ltd.Şti	218 Emex GmbH	263 EXPOURENSE / FUNDACIÓN DE FERIAS E EXPOSICIONS DE OURENSE
174 Deutsche Messe AG	219 EMTG	264 Expo-Volga Ltd
175 Deutsche Messe RUS	220 Enerji Fuarçılık Org. San. ve Tic. A.Ş.	265 Eylül Fuar Org. Sergi ve Panayır Ltd.Şti
176 DIJON CONGREXPO	221 Ente Autonomo per le Fiere di Verona	266 Fachausstellungen Heckmann GmbH
177 DLG Fuarçılık Ltd.Şti.	222 ENTE FIERA PROMOBERG	267 Fairroom AG

LISTS OF USED CODES (3/3): List of organizers

268 FAMILY PROMOTION sarl	312 Fondation de la Haute Horlogerie	357 Hannover Fairs Turkey Fuarçılık A.Ş.
269 FANOC	313 FONDAZIONE MUSEO DEL VIOLINO ANTONIO STRADIVARI CREMONA	358 Hannover Fairs Turkey Fuarçılık A.Ş.
270 FantasyCon AG	314 FONDAZIONE PER IL LIBRO, LA MUSICA E LA CULTURA	359 Hannover Messe Ankiros Fuarçılık A.Ş.
271 Farexpo LLC	315 FONDAZIONE TORINO MUSEI	360 Hannover Messe Bileşim Fuarçılık A.Ş.
272 FATEX - PREMIERE VISION	316 Förlags AB Albinsson & Sjöberg	361 Hannover Messe Sodeks Fuarçılık A.Ş.
273 FC Fuarçılık Organizasyon Ltd. Şti.	317 Forum Fuarçılık ve Geliştirme A.Ş.	362 Health & Beauty Marketing Swiss GmbH
274 FDHPA 17	318 Freiburg Wirtschaft Touristik undMesse GmbH & Co. KG	363 Health and Beauty,
275 FEBIAC	319 FREMAA (Fédération Régionale des Métiers d'Art d'Alsace)	364 Healthco Breitschmid AG
276 FEDAGRIM	320 Frig Fuarçılık ve Org. Hizm. San. Ve Tic. Ltd. Şti.	365 Heinz Schoch
277 FEDERATION REGIONALE DES VIGNERONS INDEPENDANTS DU LANGUEDOC ROUSSILLON (FRVI-LR)	321 FUNDACIÓN EOI	366 HHB Fuar Organizasyon Reklam Ltd. Şti
278 FEDERLEGNO ARREDO EVENTI SPA	322 FUNDACION SEMANA VERDE DE GALICIA	367 HHB Fuar Organizasyon Reklam Ltd. Şti
279 FEDERUNACOMA SURL	323 G.L. EVENTS	368 HINTE GmbH
280 FERIA BEBE SL	324 GALEC	369 HKF Fuarçılık A.Ş.
281 FERIA DE BADAJOZ	325 GalEXPO	370 HP COMMUNICATION
282 FERIA DE VALENCIA	326 Gamepolis, s.l	371 HUNGEXPO
283 FERIA DE VALLADOLID	327 GEDIS - GROUPE EDITIONS DIFFUSION	372 Husvagnsbranschens Riksförbund and Caravan Club of Sweden
284 FERIA DE ZARAGOZA	328 GEFI SPA	373 I SALONI NAUTICI GENOVA
285 Feria del Cáñamo, s.l	329 Gençiz Fuarçılık Org. Ltd. Şti	374 IBC
286 Feria Valencia	330 Geoservice Christi	375 IBS EVENT
287 FERRARA FIERE E CONGRESSI	331 GESTIÓN DE COSMOBELLEZA SL	376 ICE Ltd.
288 Fespa Eurasia Fuarçılık A.Ş.	332 GFDI mbH	377 IDEABIELLA
289 FF GLOBAL EVENTS	333 GHM Gesellschaft für Handwerksmessen mbH	378 IDICE SAS
290 FICOMIC	334 GHM Gesellschaft fürHandwerksmessen mbH	379 IFEMA / FERIA DE MADRID
291 FIERA DI FORLÌ	335 GIE DISGROUP	380 IFEPA / INSTITUCION FERIAL VILLA DE TORRE PACHECO
292 FIERA DI VICENZA SPA	336 GL EVENTS - TOULOUSE EVENEMENTS	381 İFO İstanbul Fuar Hizmetleri A.Ş.
293 Fiera Milano Interteks Uluslararası Fuarçılık A.Ş.	337 GL EVENTS EXHIBITIONS	382 İJV-İFAS npo
294 FIERA MILANO SPA	338 GL EVENTS EXHIBITIONS - BREST	383 İkon Fuarçılık Hizmetleri Ltd. Şti
295 FIERE DI PARMA SPA	339 GL EVENTS EXHIBITIONS - LYON	384 IL TARI' SCPA
296 FIGURE DE STILL	340 GL EVENTS EXHIBITIONS - PARIS	385 İMFE (Instituto Municipal para la Formación y el Empleo)
297 FIL	341 GL EVENTS EXHIBITIONS - VILLENEUVE SUR LOT	386 İMİ Fuarçılık Hizmetleri Ltd.Şti.
298 Finnish Marine Industries Federation Finnboat	342 GL Events Fuarçılık A.Ş.	387 İnarts Fuarçılık Org. Danışmanlık Tic. Ltd. Şti .
299 FIRA DE BARCELONA	343 Globus Fuar Kongre Yönetimi ve Tanıtım Hizmetleri Ltd. Şti.	388 İno Uluslararası Fuar Tan. Org. A.Ş.
300 Fira de Barcelona y AEDPAC	344 Gospordarsko razstavišče d.o.o.	389 İnoloji Fuarçılık A.Ş.
301 FIRA DE MOLLERUSSA	345 GROUPE AEF	390 İNFOPRO DIGITAL
302 FIRENZE FIERA SPA	346 GROUPE ALTICE MEDIA	391 İNFOPROMOTIONS - GROUPE SOLUTIONS
303 FISA	347 GROUPE STUDYRAMA	392 Informa Exhibitions UK
304 FOIRE DE BERE - CHATEAUBRIANT	348 Grup Medya Fuarçılık Ltd. Şti.	393 İnfratech
305 FOIRE DU DAUPHINE - ROMANS	349 GRUPO ATENEA	394 İNNOVA EVENTOS ZARAGOZA,
306 FOIRE ECONOMIQUE DE CASTRES	350 Grupo El Correo	395 INSTITUCIÓN FERIAL DE CANARIAS
307 FOIRE ET SALONS INTERNATIONAUX DE NANCY	351 GRUPO EVENTOPLUS	396 INSTITUT D'INNOVACIÓ EMPRESARIAL «İDI»
308 FOIRE INTERNATIONALE DE CLERMONT-FERRAND COURNON	352 Grupo Pacifico	397 İnt. Vakbeurs v/h Meubel
309 FOIRE-EXPOSITION DE LIMOGES ET DU LIMOUSIN	353 GSMA	398 Integrated Systems Events B.V.
310 Folk Handicrafts of Russia Association	354 Hamburg Messe und Congress GmbH	399 İNTERALIA
311 Fondation Connectiva	355 HAMLET SRL - VITIGNOITALIA	400 İntergem Messe GmbH
	356 HANNOVER FAIRS INTERNATIONAL GMBH	401 İNTERMAT S.E. (GROUPE COMEXPOSIUM)

LISTS OF USED CODES (3/3): List of organizers

402 International Fashion Fair İstanbul Moda Fuarçılık A.Ş.	447 LE MONDIAL DU TATOUAGE	491 Messe Düsseldorf GmbH
403 International Plovdiv Fair	448 LEDO Sports & Events	492 Messe Erfurt GmbH
404 INTERPROJECT SRL CATANIA	449 Leipziger Messe GmbH	493 Messe Essen GmbH
405 Interregional Exhibition Company-Ural LLC	450 Leipziger Messe International GmbH	494 Messe Essen GmbH /conenergy agentur gmbh
406 Interservis	451 Léman Events	495 MESSE FRANKFURT
407 Investment Management Exhibition	452 LES AMIS DE LA TRACTION	496 Messe Frankfurt Exhibition GmbH
408 IPACK IMA SRL	453 LES EDITIONS SEBAN LESITEDUMARIAGE.COM	497 MESSE FRANKFURT FRANCE S.A.S
409 ISABEL BUATAS	454 LES VAILLANTES PETARELLES DE L'OUEST (VPO)	498 Messe Frankfurt İstanbul Uluslararası Fuarçılık Ltd. Şti.
410 ISF Fuarçılık Tic. Ltd. Şti.	455 LIEGE XPO	499 Messe Frankfurt İstanbul Uluslararası Fuarçılık Ltd. Şti.
411 İstanbul Eğitim Fuarları ve Tanıtım Ltd. Şti	456 Life Media Fuarçılık A.Ş	500 Messe Frankfurt RUS, Ltd.
412 İstanbul Fuarçılık A.Ş.	457 LILLE GRAND PALAIS	501 Messe Husum & Congress GmbH & Co. KG
413 ITE Moscow	458 LINEAPELLE SPA	502 Messe München GmbH
414 ITE Siberia, LLC	459 Lisieux Expo	503 Messe Offenbach GmbH
415 İZFAŞ İzmir Fuarçılık Hizmet. Kültür ve Sanat İşleri. Tic.A.Ş	460 LIVE ! BY GL EVENTS (Membre de L'ÉVÈNEMENT)	504 Messe Offenburg-Ortenau GmbH
416 JARDILAND	461 Llobregat Ludics	505 Messe Ried GmbH
417 JBC SARL	462 LONGARONE FIERE SRL	506 Messe Stuttgart Ares Fuarçılık Ltd. Şti
418 JEANNE & LOUIS PRODUCTIONS	463 LOVE EMERAUDE EVENTS	507 Messe und Congress CentrumHalle Münsterland GmbH
419 JEC SA	464 Lublin Fair	508 Messe- und Veranstaltungsgesellschaft Magdeburg GmbH (MVGM)
420 JNR Fuarçılık Ltd. Şti.	465 LUCCA COMICS&GAMES	509 Messe Wächtersbach GmbH
421 JOINTO S.L.	466 Luxexpo	510 Messe Wels GmbH & Co KG
422 Jyväskylä Fair Ltd	467 LXRY Media Group	511 Messe Westfalenhallen Dortmund GmbH
423 Kalite Fuarçılık Ltd. Şti	468 M.SEVENTY.SRL	512 Messezentrum Salzburg GmbH
424 Karlsruhe Messe- und Kongress-GmbH	469 «M ^a Ángeles Burgos González El Lapicero»	513 Metal-Expo LLC
425 Kazanskaya Yarmarka JSC	470 MAC 2000	514 METALIA GESTION INTEGRAL, S.L
426 Kempten Messe- & Veranstaltungsbetrieb Allgäuer Festwoche	471 MACK-BROOKS FRANCE	515 METZ-EVENEMENTS
427 Kielce Trade Fairs	472 MADE IN STEEL SRL	516 MICROPOLIS - PARC DES EXPOSITIONS ET CONGRES DE BESANCON
428 Kinold Ausstellungsgesellschaft mbH	473 Malatya Belediyesi Fuarçılık Hizmet. Kültür ve Sanat Etkinlik. Tic. A.Ş.	517 MIDO SRL UNIPERSONALE
429 Klagenfurter Messe Betriebsgesellschaft m.b.H.	474 MAREDIMODA SCARL	518 MIFUR
430 Kobi Fuarçılık Tanıtım ve Organizasyon Ltd. Şti.	475 Marketing Centre ExpokhleB	519 «Mineralien- und Fossilienverein Sektion Basel und NWS»
431 Koelnmesse GmbH	476 Marmara Tanıtım Fuarçılık Org. Rek. ve Tic. A.Ş.	520 Mineralienmesse Zürich
432 KrasnodarEXPO Ltd.	477 Marmaris Fuarçılık Org. Halkla İlişkiler Ltd. Şti.	521 Ministry of Education and Science of Russian Federation
433 Küre Fuarçılık Ltd. Şti.	478 Match+	522 Mir-Expo EC, LLC
434 Kuzbass Fair JSC	479 MBA Grup Uluslararası Fuarçılık Ltd. Şti	523 MMI Eurasia Fuarçılık Ltd. Şti.
435 Kyiv International Contract Fair	480 MCH Group	524 MOBILE WORLD CAPITAL BARCELONA
436 L.E.O - LOIRE EVENEMENT ORGANISATION	481 MCT	525 MOBILITY FOR BUSINESS
437 l'Automobile Club Tout Public	482 MEDI Expo Ltd	526 Modef Fuarçılık Ticaret Ltd. Şti
438 LA ROCHELLE EVENEMENTS	483 Medya Fors Fuarçılık A.Ş.	527 Moldexpo Int. Exbn. Center JSC
439 LA VOIX L'ETUDIANT SA	484 Mesago Messe Frankfurt GmbH	528 MONTPELLIER EVENTS
440 LABORAMA	485 Mesago PCIM GmbH	529 MOSTRA D'OLTREMARE
441 Lahti Fair Ltd	486 Messe Berlin GmbH	530 MOTORPRESS IBÉRICA, S.A.
442 LAMIRAULT	487 MESSE BOZEN	531 MSK Fuarçılık Ltd. Şti.
443 Landesmesse Stuttgart GmbH	488 MESSE BREMEN & ÖVB-ArenaWFB Wirtschaftsförderung Bremen GmbH	532 MTGSA
444 L'AUTRE AGENCE	489 Messe Congress Graz Betriebsgesellschaft m.b.H	533 MULHOUSE EXPO SA EML
445 LE CHEQUE DEJEUNER	490 Messe Duesseldorf Moscow, OOO	534 MunichExpo Veranstaltungs GmbH
446 LE MANS EVENEMENTS SEML		

LISTS OF USED CODES (3/3): List of organizers

535 Muratorexpo	580 Platform Uluslararası Fuarçılık A.Ş	625 REGIE NETWORKS SAS
536 MUSIC EVENTS UNIVERSAL	581 Platin Fuarçılık Hizmetleri Ltd. Şti.	626 Renkli Fuarçılık Ltd. Şti.
537 MVK - International Exhibition Company, JSC	582 POMONA KEEPERS S.L.	627 RESTEC Exhibition Company Ltd
538 MyFair Events GmbH	583 PORDENONE FIERE SPA	628 Retro Messen GmbH
539 NAP Fuarçılık Ltd. Şti	584 Pozitif Fuarçılık A.Ş.	629 REVISTA MAQUINAS DE CARRETERAS Y OBRAS
540 Navingo	585 Poznan International Fair	630 RIMINI FIERA SPA
541 NBAA/European Business Aviation Association	586 Pramids Grup Fuarçılık A.Ş.	631 RIVA DEL GARDA FIERECONGRESSI SPA
542 NICEXPO	587 PREMIERE VISION ACCESSORIES	632 RLP-Yarmarka Ltd
543 NIVEXPO - FOIRES ET SALONS NIVERNAIS MORVAN	588 PREMIERE VISION DESIGNS	633 ROMEXPO
544 Nizhegorodskaya Yarmarka All-Russia JSC	589 PREMIERE VISION FABRICS	634 Rönesans Fuarçılık ve Yayıncılık A.Ş.
545 Nocterra	590 PREMIERE VISION LEATHER	635 Rostocker Messe- und Stadthallengesellschaft mbH
546 Nolia	591 PREMIERE VISION SA	636 Rotterdam Ahoy
547 NOREXPO EVENEMENTS	592 PREMIERE VISION YARNS	637 ROUEN EXPO EVENEMENTS
548 NORMAND'EXPO - LE HAVRE	593 PRIMEXPO Ltd	638 RPM RACING
549 Novi Sad Fair	594 PRO-ARTS INICIATIVAS ARTISTICAS SL	639 Russian Exhibition Company Expodesign Ltd
550 Novo Concepts	595 PROGOURMET S.A.	640 S.I.TE.X. SPA
551 NürnbergMesse GmbH	596 PROMAPLAST SRL	641 Sada Uzmanlık Fuarları Tic. A.Ş.
552 Olma Messen St. Gallen	597 Promex SA	642 SAEML DU PARC DES EXPOSITIONS SAINT MARTIN
553 OMCSO	598 PROMOTEC SRL	643 SAFI
554 Öncü Fuarçılık Tic. Ltd. Şti.	599 PRONORD EST	644 SAFIM Marseille
555 ONISEP TOULOUSE	600 PROPOSTE SRL	645 SAINT BRIEUC EXPO CONGRES
556 OPO Oeschger AG	601 Proveedora a la Industria y Construcción (Proinco)	646 SAINT ETIENNE PARC EXPO
557 ORGANISATION FHRA	602 PROXIMUM GROUP	647 Sanoma
558 ORGEXPO	603 PROYECTOS, INCENTIVOS Y CONGRESOS, SL	648 Santea Media
559 Orgtechcentre Interoptorg JSC	604 PTG	649 SARL ROUBY
560 Orion Fuarçılık ve Tanıtım Hizmetleri Ltd. Şti.	605 PV MANUFACTURING - PREMIERE VISION	650 S-ATTITUDE SRL
561 ORLEANS GESTION SEM	606 QUICKFAIRS	651 SAVOIEXPO - CHAMBERY
562 Omaris AG	607 RADICOFANI, SL	652 SAWO
563 OUEST ARTS	608 RAI Amsterdam	653 SBC Congressos
564 PADOVA FIERE SPA	609 RAM Regio Ausstellungs GmbH	654 Schmid + Siegenthaler Consulting GmbH
565 PALACIO DE FERIAS Y CONGRESOS DE MÁLAGA	610 RAM RegioAusstellungs GmbH Erfurt	655 SDAD. CANINA BIZKAIA
566 Palexpo	611 RC CONSULTING	656 SEAE (Société d'Encouragement à l'Agriculture et à l'Élevage)
567 PAP EVENEMENTS SARL	612 REAL SOCIEDAD CANINA DE MURCIA	657 SECECAM
568 Parantez Uluslararası Fuar Yapım Ticaret Ltd. Şti.	613 REED EXHIBITION	658 Sedef Fuar ve Kongre Hizmetleri San. ve Tic. A.Ş.
569 PARC DES EXPOSITIONS DU PERIGORD	614 Reed Exhibitions	659 Sektörel Fuarçılık A.Ş.
570 PARC EXPO RENNES	615 Reed Exhibitions Deutschland GmbH	660 SENAF SRL
571 Patika Tanıtım Fuar ve Sergi Org. Hizmet. A.Ş.	616 REED EXHIBITIONS ITALIA SRL	661 Senexpo Uluslararası Fuarçılık A.Ş.
572 PennWell	617 Reed Exhibitions Limited	662 Sereks Fuarçılık Tanıtım ve Org. Hizmet. Ltd.Şti.
573 PHANTOMS	618 REED EXPOSITIONS FRANCE	663 Shov Fuarçılık Ltd. Şti
574 PIACENZA EXPO	619 Reed Messe Salzburg GmbH	664 SIAE (SALON INTERNATIONAL DE L'AERONAUTIQUE ET DE L'ESPACE)
575 PICAFLOR SARL	620 Reed Messe Wien GmbH	665 Siha Salon Automobiles
576 PITTI IMMAGINE S.R.L.	621 REED MIDEM	666 SINERGIA EVENTS
577 PITTI IMMAGINE SRL	622 REED TRAVEL EXHIBITIONS	667 Sinerji Uluslararası Fuarçılık Ltd. Şti.
578 PLANNER REED, S.L.U.	623 Reed Tüyap Fuarçılık A.Ş.	668 SMAU SERVIZI SRL
579 Platform Fuarçılık Hizmetleri Ltd. Şti.	624 REGIE GAYANT EXPO	669 SNS Fuarçılık Tan. Org. Rek. Yay. San. Tic. Ltd. Şti

LISTS OF USED CODES (3/3): List of organizers

670	SOCIEDAD CANINA DE ARAGON,
671	Sociedad Española de Endocrinología y Nutrición Nutrition
672	SOCIÉTÉ 3E
673	SOCIETE CANINE DE LA GIRONDE
674	SOCIETE DU SALON D'AUTOMNE
675	SOCIETE FRANCAISE DE COSMETOLOGIE
676	SOGECOS
677	SOGOFIF
678	SOMEXPO
679	SOMMET DE L'ELEVAGE SAS
680	SOUND – Sochi Exhibitions JSC
681	Soysal Fuarçılık Tan. Org. Ltd. Şti.
682	SPACE
683	SPAS ORGANISATION
684	Spielwarenmesse eG
685	Spielwarenmesse Middle East Fuarçılık Ltd.Şti.
686	SPORT LIFE
687	SPORTAIR
688	Sportbusiness Group
689	SPRI
690	Spring Messen
691	ST Alternatif Fuarçılık ve Organizasyon Tic. Ltd.Şti.
692	Start Fuarçılık ve Organizasyon Ltd. Şti.
693	Staufenbiel Institut GmbH
694	Stockholmsmässa
695	STRASBOURG EVENEMENTS
696	SUDVINBIO
697	SUPER GARAJE MARBELLA
698	Swiss'expo
699	SYNDICAT DES CONSTRUCTEURS DE VÉHICULES DE LOISIRS (UNIVDL)
700	Syndicat Romand des Antiquaires
701	Tampere Trade Fairs Ltd
702	Targi Torunskie
703	Targi w Krakowie
704	TARSUS FRANCE
705	TAX FREE WORLD ASSOCIATION - TFWA
706	TELECOM SUDPARIS BUREAU DE TELECOM SUDPARIS ET TELECOM ECOLE DE MANAGEMENT
707	Tendences Creatives
708	Téréva Distribution
709	TERRALIES ASSOCIATION
710	Textilexpo JSC
711	TEXTIRAMA
712	TG Ekspo Uluslararası Fuarçılık A.Ş.
713	TGS EVENEMENTS

714	THE EWORLD TEAM S.L
715	The Exhibition of Achievements of National Economy, JSC (JSC VDNH)
716	The Finnish Fair Corporation
717	The Finnish Housing Fair Co-operative organisation
718	The Swedish Exhibition & Congress Centre
719	Thor Expo Fuarçılık Hizmet. A.Ş.
720	TISSU PREMIER COLLECTIONS - PREMIERE VISION
721	together ag
722	TOURS EVENEMENTS - GRAND-HALL - PARC DES EXPOSITIONS
723	TROYES EXPO CUBE
724	Turab Fuarçılık Reklam Organizasyon Hizmetleri A.Ş.
725	Tureks Uluslararası Fuarçılık Ltd. Şti.
726	Turizm Medya Grubu Fuarçılık A.Ş.
727	Türk Dış Hekimleri Birliği Fuar ve Org. Ltd. Şti.
728	Turkel Fair Organization
729	Türkel Fuarçılık A.Ş.
730	Turku Fair and Congress Center Ltd.
731	Turku Fair Center Ltd
732	TURSAB Fuarçılık Hizmetleri A.Ş.
733	Tuskon Evrensel Fuar A.Ş.
734	Tüyap Adana Fuarçılık A.Ş.
735	Tüyap Bursa Fuarçılık A.Ş.
736	Tüyap İhtisas Fuarları A.Ş.
737	Tüyap Konya Fuarçılık A.Ş.
738	Tüyap Tüm Fuarçılık Yapım A.Ş.
739	UBM
740	UBM EMEA
741	UBM ICC Fuarçılık ve Organizasyon Tic. A.Ş.
742	UBM İstanbul Fuarçılık Ve Gösteri Hizmetleri A.Ş.
743	UBM NTSR Fuar ve Gösteri Hizmetleri A.Ş.
744	UBM Rotaforte Uluslararası Fuarçılık A.Ş.
745	UCIA EXPOS SAS - CHALONS-EN-CHAMPAGNE
746	Ulusal Fuarçılık Org.Tic.Ltd.Şti.
747	Ünal Fuarçılık Ltd. Şti.
748	UNION DES CHOCOLATIERS - POITOU-CHARENTE
749	UNION PRESSE - UNION NATIONALE DES DIFFUSEURS DE PRESSE
750	UNIONE ITALIANA VINI SOC. COOP.
751	UNITED EUROPEAN GASTROENTEROLOGY
752	Uzino sarl
753	Vakıf Fuarçılık Rek. Yay. Tanıtım Org. Tic. Ltd. Şti.
754	VBUFFARD-ORGANISATIONS
755	VERDUN EXPO MEUSE
756	Vestiyer Akademi Eğitim ve uarçılık Tic. Ltd. Şti.
757	Viajes Genil
758	VIGNERONS INDEPENDANTS D'AQUITAINE (FEDERATION)

759	VIGNERONS INDEPENDANTS DE FRANCE
760	Vincenz Network GmbH & Co. KG
761	VINEXPO
762	VITRUM
763	VM WORLD EUROPE
764	Voli Fuar Hizmetleri A.Ş.
765	V-Trade Exhibitions
766	Waxee sarl
767	Wex
768	Whisky Time & Spirit Imports
769	WIR Messe Zürich AG
770	World Travel & Tourism Council
771	WSN DEVELOPPEMENT
772	Xpo Messe Kontakt Schweiz
773	Yağmur Fuarçılık Yayıncılık Tanıtım Hizmetleri Ltd. Şti.
774	Yem Fuarçılık A.Ş.
775	Yugorskiye Kontrakty Regional Exbn. Center JSC
776	YuzhUralEXPO LLC
777	Zagrebači Holding d.o.o. - Podružnica Zagrebači velesajam
778	ZARKIA HISPANIA, S.L.
779	ZIAD
780	ZT Fachmessen
781	ZTW
782	Zürmüt Fuarçılık Tan. Org. San. Ve Tic. Ltd. Şti.

CITIES WITH EVENTS IN 2015, BY COUNTRY

page n°

Austria		Chalons-en-Champagn.....	34	Saint-Amand Montrond.....	75	Carrara Marina / MS.....	34	Russia	Chelyabinsk.....	34	Turkey	Adana.....	22
Graz.....	39	Chalon-sur-Saôn.....	34	Strasbourg.....	77	Catania.....	34	Ekaterinburg.....	36	Afyonkarahisar.....	22	Aksaray.....	22
Innsbruck.....	40	Chambéry.....	34	Tarbes.....	79	Cernobbio.....	34	Kazan.....	48	Krasnodar.....	22	Amasya.....	22
Klagenfurt.....	50	Chartres.....	34	Toulouse.....	79	Cremona.....	35	Moscow.....	62	Ankara.....	24	Antalya.....	25
Linz.....	54	Chateaubriant.....	34	Tours.....	80	Ferrara.....	37	Nizhny Novgorod.....	66	Aydin.....	26	Balikesir.....	26
Oberwart.....	67	Chatellerault.....	34	Troyes.....	80	Firenze.....	37	Novokuznetsk.....	66	Burdur.....	32	Bursa.....	32
Ried.....	74	Cherbourg.....	35	Vannes.....	82	Foggia.....	37	Novosibirsk.....	66	Çanakkale.....	33	Çorum.....	35
Salzburg.....	75	Clermont Ferrand.....	35	Vaudreuil.....	82	Forli.....	37	Samara.....	75	Diyarbakir.....	36	Edirne.....	36
Wels.....	83	Colmar.....	35	Verdun.....	82	Genova.....	38	Sochi.....	76	Eskişehir.....	37	Gaziantep.....	37
Wien.....	83	Dijon.....	35	Vertou.....	82	Longarone / BL.....	55	St. Petersburg.....	76	Giresun.....	38	Isparta.....	40
Belgium		Douai.....	36	Voujeaucourt.....	83	Lucca.....	55	Surgut.....	78	İstanbul.....	41	İzmir.....	46
Antwerp.....	25	Grenoble.....	39	Germany		Marcianise / CE.....	59	Ufa.....	80	İzmir.....	46	Kahramanmaraş.....	48
Brussels.....	31	La Roche sur Yon.....	51	Augsburg.....	25	Milano.....	60	Serbia		Novi Sad.....	66	Kayseri.....	48
Charleroi.....	34	La Rochelle.....	51	Bad Salzflun.....	26	Napoli.....	66	Slovenia				Kirklareli.....	50
Ghent.....	38	La Roche-sur-Foron.....	52	Berlin.....	28	Padova.....	68	Ljubljana.....	54	Spain		Kirşehir.....	50
Kain-Tournai.....	48	L'aigle.....	52	Bremen.....	30	Parma.....	71	Badajon.....	26	Barcelona.....	26	Kocaeli.....	50
Liège.....	53	Le Havre.....	52	Chemnitz.....	35	Piacenza.....	71	Bilbao.....	29	Canarias.....	33	Konya.....	50
March en Famenne.....	59	Le Mans.....	53	Dortmund.....	36	Pordenone.....	72	Madrid.....	56	Murcia.....	65	Kütahya.....	51
Mechelen.....	60	Libourne.....	53	Düsseldorf.....	36	Ravenna.....	73	Malaga.....	58	Ourense.....	68	Malatya.....	59
Namur.....	65	Lille.....	53	Erfurt.....	36	Rimini.....	74	Mollerussa.....	62	Palma de Mallorca.....	68	Manisa.....	59
Bulgaria		Limoges.....	54	Essen.....	37	Riva del Garda / TN.....	74	Murcia.....	65	Silleda Pontevedra.....	76	Mardin.....	59
Plovdiv.....	72	Lisieux.....	54	Frankfurt/Main.....	37	Roma.....	74	Valencia.....	80	Valladolid.....	81	Mersin.....	60
Croatia		Lorient.....	55	Hamburg.....	39	Torino.....	79	Zaragoza.....	84	Sweden		Gothenburg.....	39
Zagreb.....	83	Lyon.....	56	Hannover.....	39	Verona.....	82			Jönköping.....	47	Jönköping.....	47
Czech Republic		Mâcon.....	56	Husum.....	40	Vicenza.....	82			Stockholm.....	77	Stockholm.....	77
Brno.....	31	Mantes la Jolie.....	59	Idar-Oberstein.....	40	Luxembourg				Umeå.....	80	Switzerland	
Prague.....	73	Marcq en Baroeul.....	59	Karlsruhe.....	48	Luxemburg.....	55			Basel.....	27	Basel.....	27
Finland		Marseille.....	59	Kempton.....	48	Moldavia				Geneva.....	38	Geneva.....	38
Helsinki.....	40	Metz.....	60	Köln.....	50	Chisinau.....	35			Lausanne.....	52	Lausanne.....	52
Hyvinkää.....	40	Montluçon.....	62	Leipzig.....	53	Poland				Zurich.....	84	Zurich.....	84
Jyväskylä.....	47	Montpellier.....	62	Magdeburg.....	58	Bielsko Biala.....	29			The Netherlands		Amsterdam.....	23
Lahti.....	52	Mulhouse.....	64	Mainz.....	58	Bydgoszcz.....	33			Houten.....	40	Houten.....	40
Tampere.....	78	Nancy.....	65	München.....	64	Gdansk.....	38			Rotterdam.....	74	Rotterdam.....	74
Turku.....	80	Nantes.....	65	Münster.....	65	Gdynia.....	38			Vijfhuizen.....	83	Vijfhuizen.....	83
Vantaa.....	82	Nevers.....	66	Nürnberg.....	66	Katowice.....	48						
France		Nice.....	66	Offenbach.....	67	Kielce.....	48						
Agen.....	22	Nimes.....	66	Offenburg.....	67	Krakow.....	51						
Alencon.....	22	Orange.....	67	Rosenheim.....	74	Lódz.....	55						
Amiens.....	23	Orléans.....	67	Rostock.....	74	Lublin.....	77						
Angers.....	23	Oyonnax.....	68	Stuttgart.....	77	Ostróda.....	67						
Angoulême.....	23	Paris.....	68	Wächtersbach.....	83	Poznan.....	72						
Avignon.....	25	Périgueux.....	71	Hungary		Torun.....	79						
Besancon.....	28	Perpignan.....	71	Budapest.....	32	Warsaw.....	83						
Béziers.....	28	Poitiers.....	72	Debrecen.....	35	Wilkowice.....	83						
Biarritz.....	29	Pont Château.....	72	Italy		Wroclaw.....	83						
Bordeaux.....	30	Pontarlier.....	72	Alba.....	22	Portugal							
Bourges.....	30	Quimper.....	73	Arezzo.....	25	Lisbon.....	54						
Brest.....	31	Reims.....	73	Bari.....	27	Porto.....	72						
Caen.....	33	Rennes.....	74	Bergamo.....	28	Romania							
Caen.....	33	Romans.....	74	Bologna.....	29	Arad.....	25						
Cannes.....	33	Rouen.....	75	Bolzano.....	30	Bucharest.....	32						
Castres.....	34	Saint Briec.....	75	Bra / CN.....	30	Cluj.....	35						
Cergy-Pontoise.....	34	Saint Etienne.....	75	Cagliari.....	33								
		Saint Mâlo.....	75										

2015 EVENTS BY CITY

	Interval Year	Opening date	Closing date	Space				Exhibitors				Visitors				Organizer	Auditor	Industry sector			
				Rented Space (sq.m)				Exhibitors with their own		Represented firms		Admission for Trade/Public									
				Total	Halls		Open air		from ... countries	Total	Foreign	Total	Foreign	Total	Foreign					Total	Foreign
					Total	Foreign	Total	Foreign													
Adana (TR)																					
1.AGRI-VIP Tarım ve Hayvancılık, Üretim Girdileri, Ticaret ve Pazarlama Fuarı	1	3/6	5/6	616	616	116			0	26	4	26	4	T/P	1 275	35	531	17	1		
Adana Ambalaj Fuarı 2015 9.Ambalaj ve Plastik Malzeme ve Makineleri, Paketleme İşlemleri ve Kauçuk Fuarı	1	2/12	5/12	683	683	0			0	30	0	30	0	T/P	29 960	95	734	17	11		
Adana İnşaat 2015 9.İnşaat Teknolojileri, İş ve İnşaat Makineleri, Altyapı, Müteahhithlik Hizmetleri Fuarı	1	19/2	22/2	3 570	3 570	74			2	96	2	96	2	T/P	34 065	145	734	17	5		
Adana Kent 2015 7.Belediye İhtiyaçları Kent Mobilyaları, Park Bahçe Düzenlemeleri ve Spor Tesisleri Fuarı	1	19/2	22/2	1 205	1 205	0			0	30	0	30	0	T/P	34 065	145	734	17	10		
Adana Sera - Bahçe Fuarı 2015 9.Seracılık, Bahçecilik, Fidanlık, Tohumculuk, Çiçekçilik ve Teknolojileri Fuarı	1	18/11	22/11	3 119	3 119	54			2	75	1	75	1	T/P	160 085	109	734	17	1		
Adana Tarım Fuarı 2015 9.Tarım, Hayvancılık, Tavukçuluk ve Süt Endüstrisi Fuarı	1	18/11	22/11	14 768	14 768	582			11	147	33	147	33	T/P	160 085	109	734, 166	17	1		
Adana Yapıda Yenilikler, Dekorasyon, Tadilat, Yenileme ve Teknolojileri Fuarı	1	19/2	22/2	860	860	50			1	20	1	20	1	T/P	34 065	145	734	17	5		
Çukurova 8.Kitap Fuarı	1	13/1	18/1	3 917	3 917	6			0	167	1	167	1	T/P	224 000	0	734	17	3		
Çukurova Doğa ve Av Fuarı	1	16/9	20/9	1 034	1 034	370			3	23	3	23	3	T/P	22 540	135	216	17	3		
Çukurova Gıda / Gıda-Tek Fuarı 2015 (9.)	1	2/12	5/12	4 416	4 416	0			0	73	0	73	0	T/P	29 960	95	734	17	2		
Çukurova Tarım Fuarı	1	16/9	20/9	8 424	8 424	2 337			13	152	38	152	38	T/P	22 540	135	216	17	1		
Gayrimenkul Yatırım Fuarı 2015	1	4/12	6/12	430	430	0			0	25	0	25	0	T/P	3 350	15	216	17	15		
IHS ADANA 2015 8.İsıtma, Soğutma, Havalandırma, Doğalgaz Teknolojisi, Tesisat ve Yalıtım Fuarı	1	19/2	22/2	1 044	1 044	12			1	24	1	24	1	T/P	34 065	145	734	17	5		
İnşaat Yapı Malzemeleri, Mobilya ve Dekorasyon Fuarı	1	19/11	22/11	2 500	2 500	0			0	30	0	30	0	T/P	4 500	0	581	17	5		
Afyonkarahisar (TR)																					
4.Afyonkarahisar Tarım Hayvancılık ve Tarım Teknolojileri (AFTAR)	1	16/4	19/4	7 344	7 344	0			0	143	0	143	0	T/P	41 250	0	49	17	1		
Maden, Mermer, Doğaltaş, Makine Teknolojileri, Sarf Malzemeleri Fuarı ve İş Makinaları Fuarı	1	10/9	13/9	10 000	10 000	250			0	120	14	120	14	T/P	1 000	10	55	17	9		
Agen (F)																					
FOIRE EXPOSITION D'AGEN	1	9/9	14/9	9 881	2 463	42	7 418	0	2	162	2			P	22 340	0	22	9	27		
JOURNEES BIEN ETRE - AGEN	1	13/11	16/11	919	919	28	0	0	1	109	2			P	6 266	0	22	9	14		
PRINTEMPS DE LA MAISON - AGEN	1	13/3	15/3	2 250	2 250	0	0	0	2	99	0			P	5 022	0	22	9	13		
Aksaray (TR)																					
1.Aksaray Sanayi, Ticaret ve Turizm Fuarı	1	11/6	14/6	3 000	3 000	700			0	90	17	90	12	T/P	70 000	10	663	17	27		
2.Aksaray Tarım Hayvancılık ve Tarım Teknolojileri Fuarı	1	12/3	15/3	6 812	6 812	0			0	105	0	105	0	T/P	25 451	0	49	17	1		
Aksaray Otomobil - Ticari Araçlar ve Yan Sanayi Fuarı	1	7/5	10/5	3 894	3 894	0			0	26	0	26	0	T/P	25 387	0	49	17	16		
Alba (I)																					
FIERA INTERNAZIONALE DEL TARTUFO BIANCO D'ALBA	1	10/10	15/11	1 500	0	0	1 500	0	1	70	0	0	0	T/P	107 140	37 549	146	5	2		
Alençon (F)																					
FOIRE EXPOSITION - ALENCON	1	25/2	2/3	6 705	6 705	16	0	0		199	2			P	21 278	0	446	8	27		
Amasya (TR)																					
Amasya Tarım Fuarı 2015 - Amasya Tarım ve Hayvancılık Fuarı	1	12/6	15/6	1 000	1 000	0			0	80	0	80	0	T/P	35 000	0	75	17	1		

2015 EVENTS BY CITY

	Interval	Year	Opening date	Closing date	Space				Exhibitors				Visitors				Organizer	Auditor	Industry sector					
					Rented Space (sq.m)				Exhibitors with their own		Represented firms		Admission for Trade/Public			Organizer					Auditor	Industry sector		
					Total	Halls		Open air		from ... countries	Total	Foreign											Total	Foreign
						Total	Foreign	Total	Foreign															
Amiens (F)																								
	1	9/10	11/10	698	698	0	0	0	0	46	0			P	4 387	0	337	9	13					
	1	6/6	14/6	7 548	4 273	0	3 275	0	0	251	0			P	31 544	0	657	9	27					
	1	24/3	24/3	205	205	20	0	0		38	3	7	3	T	256	0	138	9	4					
Amsterdam (NL)																								
	2	3/11	6/11	21 067	21 067	17 042			44	847	715			T	18 478	12 596	608	7	10					
	2	16/4	26/4	25 145	25 145	293			4	117	6			P	293 000		608		16					
	2	20/10	24/10	20 577	20 577	530			8	191				T	55 268	550	608		16, 26					
	1	31/3	2/4	1 416	1 416				3	93	4			T	3 633	1 354	608		5					
	1	12/1	15/1	760	760	223			10	38	21			T	882	152	608		2					
		9/6	9/6	140	140	16			4	31	4			T	256		608		1					
	1	11/3	15/3	14 847	14 847	1 405			10	317	20			P	43 000		608		3, 26					
	1	12/1	15/1	19 587	19 587	2 317			14	536	82			T	56 899	4 217	608		1					
	1	21/2	1/3	14 458	14 458	671			8	358	28			P	245 000		608		3, 12, 13, 14, 25, 27					
	1	11/9	15/9	50 000	50 000					1 814				T	55 128		374		21					
	1	24/6	25/6	10 000	10 000				20	120	110			T	4 500		688		3					
	1	24/3	26/3	1 637	1 637	1 550				104	88			T	1 259		614		9, 19					
	1	10/2	12/2	40 120	40 120				161	1 052	950			T	59 350	44 513	398		21					
	1	10/12	14/12	31 000	31 000				6	250				P	45 000		467		3					
	1	17/11	19/11	20 810	20 810	17 905			46	1 154	1 033			T	22 106	15 971	608	7	26					
	1	25/2	1/3	6 676	6 676	225			4	181	9			P	incl. in Huishoudbeurs		608		3, 12, 13, 14, 25, 27					
	1	13/10	14/10	23 484	23 484					658				T	11 865		540		9					
	1	19/5	20/5	37 845	37 845	33 066			70	2 369	2 146			T	11 675	9 042	608		2, 13					
	1	9/6	11/6	12 537	12 537					374				T	10 000		572		9					
	2	14/6	16/6	5 080	5 080	4 277			27	237	211			T	3 550	2 642	608		16, 19					
	2	22/9	24/9	3 842	3 842	746			8	134	30			T	5 281	610	608		7					
	1	17/11	19/11	3 371	3 371	2 194			22	224	146			T	incl. in METSTRADE		608		26					
	1	29/9	4/10	17 000	17 000					210				P	79 000		647		12					
Angers (F)																								
	1	9/10	11/10	2 043	2 043	45	0	0	2	118	2			P	5 631	0	41	9	3					
	1	17/4	21/4	20 546	8 548	99	11 998	0	4	387	7			P	44 328	0	41	9	27					
	1	25/9	28/9	8 105	7 125	42	980	0	3	313	4			P	21 564	0	41	9	13					
	1	2/10	4/10	1 189	1 189	22	0	0		141	2			P	4 838	0	436	8	2					
	1	13/1	15/1	14 103	14 103	852	0	0	8	555	56			T	20 133	0	41	9	1					
	1	17/2	19/2	11 063	11 063	3 303	0	0	12	520	154			T	13 010	665	108	9	1					
	1	2/2	4/2	3 691	3 691	0	0	0	0	364	0			T	8 740	431	41	9	2					
	1	21/11	23/11	1 317	1 317	0	0	0	0	117	0			P	9 962	0	338	9	2					
Angoulême (F)																								
	1	18/6	19/6	1 408	1 408	0	0	0	0	124	0			T	1 010	0	255	8	4					
	1	19/11	19/11	260	260	0	0	0	0	18	0			P	490	0	122	9	22					

2015 EVENTS BY CITY

Interval Year	Opening date	Closing date	Space					Exhibitors					Visitors				Organizer	Auditor	Industry sector		
			Rented Space (sq.m)					Exhibitors with their own			Represented firms		Admission for Trade/Public								
			Total	Halls		Open air		from ... countries	Total	Foreign	Total	Foreign									
				Total	Foreign	Total	Foreign						Total	Foreign	Total	Foreign					
Ankara (TR)																					
2.Baraj H.E.S. ve Su Yapıları Fuarı	1	22/1	24/1	3 750	3 750	418				4	98	21	98	15	T/P	2 625	237	170	17	9	
2.Expo Geothermal Jeotermal Enerji Teknolojileri ve Ekipmanları Fuarı	1	22/1	24/1	1 140	1 140	154				0	49	7	49	7	T/P	2 228	158	170	17	9	
2.Hotel Restoran Cafe-Bar Ekipmanları, Yiyecek Ürünleri ve Teknolojileri Fuarı,	1	5/3	8/3	5 188	5 188	60				1	92	1	92	0	T/P	12 653	0	506	17	2	
28.Yapı Fuarı - Turkeybuild Ankara 2015	1	1/10	4/10	4 658	4 658	928				4	151	29	151	24	T/P	24 562	336	774	17	5	
3.Düğün ve Evlilik Fuarı -Düğün Ankara 2015	1	8/1	11/1	2 110	2 110	0				0	43	0	43	0	T/P	3 267	0	506	17	25	
34.Kitap ve Kültür Fuarı	1	24/6	13/7	2 000	2 000	0				0	70	0	70	0	T/P	free entry		753	17	3	
9.Uluslararası Yapıdecoor Ankara 2015	1	26/3	29/3	5 630	5 630	1 175				12	143	31	143	31	T/P	12 389	285	167	17	5	
Agrotec'2015 19.Uluslararası Tarım ve Tarım Teknolojileri Fuarı	1	10/9	13/9	19 250	19 250	7 671				0	147	20	147	20	T/P	54 316	1 430	388	17	1	
Akare Yurtdışı Eğitim Fuarları	1	10/3	10/3	1 151	1 151	951				24	69	57	69	3	T/P	3 242	6	27	17	8	
Akare Yurtdışı Eğitim Fuarları	1	6/10	6/10	1 151	1 151	998				24	45	39	45	3	T/P	2 227	4	27	17	8	
ANKAFF 2015 3.Ankara Mobilya Fuarı	1	8/4	12/4	9 957	9 957	0				0	78	0	78	0	T/P	14 340	123	342	17	12	
Art Ankara	1	11/3	15/3	3 901	3 901	476				3	70	25	70	22	T/P	17 000	240	73	17	3	
Avrasya Güvenlik ve Trafik Fuarı	1	12/11	14/11	6 700	6 700	450				3	77	6	77	4	T/P	12 000	750	215	17	7	
Citex 2015	1	3/12	6/12	420	420	0				0	42	0	42	0	T/P	2 556	0	342	17	21	
Citytech 9.Uluslararası Belediye ve Çevre 2015 Fuarı	1	17/9	20/9	14 500	14 500	5 250				0	91	10	91	10	T/P	3 200	590	388	17	10	
Design Ankara	1	11/3	15/3	1 249	1 249	0				0	34	0	34	0	T/P	17 000	240	73	17	4	
Edufairs Yurtdışı Eğitim Fuarları	1	24/3	24/3	474	474	474				11	31	31	31	6	T/P	346	0	204	17	8	
Edufairs Yurtdışı Eğitim Fuarları	1	29/10	29/10	10 000	10 000	860				6	14	0	14	0	T/P	260	0	204	17	8	
E-Game Show	1	20/5	24/5	2 200	2 200	0				0	137	3	137	3	T/P	16 800	350	73	17	21	
EIF 2015 - 8.Uluslararası Enerji Fuarı	1	4/11	6/11	3 850	3 850	620				15	108	14	108	7	T/P	6 492	725	181	17	9	
EIF 2015 - Jeotermal Kongresi ve Fuarı	1	4/11	6/11	875	875	0				0	45	0	45	0	T/P	6 492	725	181	17	9	
Gençlik Fuarı	1	20/5	24/5	2 000	2 000	0				0	64	9	64	9	T/P	16 800	350	73	17	27	
Girişimcilik Zirvesi ve Fuarı	1	27/11	28/11	467	467	36				2	36	2	36	2	T/P	750	20	367	17	4	
IBATECH 8.Uluslararası Ekmek, Pasta Makineleri, Dondurma, Çikolata ve Teknolojileri Fuarı IBATECH Ankara	1	5/3	8/3	1 212	1 212	113				5	31	5	31	0	T/P	12 653	0	506	17	2	
IEFT Yurtdışı Eğitim Fuarı	1	31/3	31/3	600	600	564				0	95	90	95	0	T/P	2 550	0	411	17	8	
IEFT Yurtdışı Eğitim Fuarı	1	13/10	13/10	600	600	600				20	90	90	90	0	T/P	2 730	0	411	17	8	
IFAT EURASIA	1	16/4	18/4	7 163	7 163	3 084				16	362	258	362	134	T/P	10 977	1 461	523	17	10	
KIDEX Oyuncak, Eğlence, Anne ve Çocuk Gereçleri Fuarı	1	14/5	17/5	3 084	3 084	180				6	75	6	75	1	T/P	32 308	56	181	17	8	
Kitap Fuarı	1	20/2	1/3	8 000	8 000	0				0	176	0	176	0	T/P	150 000	0	265	17	3	
KOMATEK 2015 14.Uluslararası İş ve İnşaat, Makine, Teknoloji ve Aletleri İhtisas Fuarı	1	6/5	10/5	61 291	61 291	24 492				24	505	251	505	225	T/P	32 031	1 636	641	17	5	
Medexcon Sağlık Fuarı ve Kongresi	1	2/12	4/12	425	425	9				1	22	1	22	0	T/P	483	6	712	17	22	
Modev - Uluslararası Mobilya Dekorasyon Fuarı 2015	1	4/11	8/11	8 930	8 930	920				8	105	13	105	11	T/P	82 650	2 477	5	17	12	
Securitex Eurasia 2015	1	29/1	1/2	4 108	4 108	650				22	101	25	101	25	T/P	4 358	75	167	17	7	
SODEX ANKARA 2015	1	7/5	10/5	5 170	5 170	187				5	141	73	141	67	T/P	8 385	132	361	17	5	
Üniversite Tercih Fuarı	1	8/7	9/7	1 000	1 000	0				0	66	35	66	35	T/P	17 000	0	212	17	8	

2015 EVENTS BY CITY

	Interval Year	Opening date	Closing date	Space				Exhibitors				Visitors				Organizer	Auditor	Industry sector	
				Rented Space (sq.m)				Exhibitors with their own		Represented firms		Admission for Trade/Public							
				Total	Halls	Open air		from ... countries	Total	Foreign	Total		Foreign	Total	Foreign				
	Total	Foreign	Total	Foreign															
Antalya (TR)																			
1. Benim Okulum Fuarı	1	8/5	10/5	1 115	1 115	0			0	45	0	45	0	T/P	7 580	0	531	17	8
23.Uluslararası Yapex -Yapı Malzemeleri, İnşaat Teknolojileri, Yapı Yenileme ve Restorasyon Fuarı	1	18/11	21/11	8 512	8 512	1 898			3	242	48	242	42	T/P	33 421	548	28	17	5
4.Domatexpo Domates Yetiştiriciliği ve Teknolojileri Fuarı	1	19/11	21/11	2 208	2 208	962			0	50	18	50	18	T/P	8 250	225	531	17	1
4.Uluslararası Hayvancılık ve Süt Endüstrisi Fuarı-Animal Antalya	1	25/11	28/11	1 890	1 890	205			3	61	5	61	2	T/P	10 672	198	253, 177	17	1
7.Uluslararası Dossodossi Moda Gösteri Fuarı	1	8/1	13/1	4 700	4 700	0			0	50	0	50	0	T/P	5 000	4 500	182	17	25
8.Uluslararası Dossodossi Moda Gösteri Fuarı	1	16/12	21/12	4 700	4 700	0			0	38	0	38	0	T/P	5 000	3 500	182	17	25
ALODIF 2015 (3.Alanya Otel, Restoran Donanımları İç ve Dış Mekan Ürünleri, Yapı ve Dekorasyon Malzemeleri) Fuarı	1	27/2	1/3	1 407	1 407	0			0	62	0	62	0	T/P	2 360	0	21	17	2
Anfaş Bevex- Uluslararası İçecek İhtisas Fuarı	1	25/2	28/2	2 991	2 991	749			3	75	17	75	13	T/P	33 227	1 002	40	17	2
Anfaş Cityexpo 2015 Uluslararası Şehircilik ve Teknolojileri Fuarı	1	1/4	3/4	4 852	4 852	592			1	80	10	80	9	T/P	13 450	515	40	17	10
Anfaş Food Product - 22.Uluslararası Gıda İhtisas Fuarı	1	25/2	28/2	8 522	8 522	1 304			6	162	20	162	14	T/P	47 400	1 405	40	17	2
Anfaş Hotel Equipment - 26.Uluslararası Konaklama ve Ağır İhtisas Ekipmanları Fuarı	1	21/1	24/1	15 217	15 217	5 788			6	270	77	270	71	T/P	33 811	915	40	17	2
Biz Evleniyoruz - Evlilik ve Düğün Hazırlıkları Fuarı	1	19/2	22/2	1 690	1 690	0			0	58	0	58	0	T/P	18 200	0	173	17	25
Growtech Eurasia 2015 15.Uluslararası Sera, Tarım Ekipmanları ve Teknolojileri Fuarı	1	2/12	5/12	24 258	24 258	5 865			30	527	321	527	154	T/P	43 519	3 055	743	17	1
Hasyurt Tarım Fuarı	1	13/5	17/5	9 000	9 000	0			0	55	0	55	0	T/P	17 000	0	85	17	1
Konyaaltı Kitap Fuarı	1	9/10	18/10	2 925	2 925	0			0	64	0	64	0	T/P	142 000	0	539	17	3
Medikal Tedarik Zinciri Kongresi ve Fuarı	1	19/2	22/2	400	400	0			0	27	0	27	0	T/P	600	0	273	17	22
Rensef 3.Yenilenebilir Enerji Sistemleri ve Enerji Verimliliği Fuarı	1	22/10	24/10	951	951	211			4	50	9	50	5	T/P	1 217	16	24	17	9
Turkey Stone Doğaltaş ve Ürünleri Fuarı	1	28/5	31/5	5 901	5 901	264			3	92	7	92	0	T/P	6 715	960	586	17	9
YÖREX- Yöresel Ürünler Fuarı	1	7/10	11/10	6 500	6 500	0			0	158	0	158	0	T/P	132 198	0	40	17	2
Antwerp (BE)																			
Bouw & Reno 2015	1	10/01	18/01	10 031	10 031	283			5	248	9	1	0	P	35 689		51		3, 5, 10
Hout & Habitat 2015	1	19/11	22/11	2 987	2 987	179			4	101	5	0	0	P	9 753		51		12
Industry & Environment 2015	2	01/04	02/04	1 036	1 036	109			3	36	6	1	0	T	3 611		51		10, 18, 19
M+R Antwerpen 2015	2	11/3	12/03	1 600	1 600	192			5	79	14	0	0	T	2 180		51		19
Maintenance 2015	1	01/04	02/04	3 700	3 700	576			5	151	27	1	0	T	incl. in Industry & Environ		51		19
Solids Antwerp 2015	2	11/03	12/03	3 216	3 216	1 072			8	137	58	4	1	T	2 216		51		19
Subcontracting 2015	2	21/10	22/10	1 145	1 145	39			3	54	3	0	0	T	516		51		5, 11, 18, 19
Transport & Logistics 2015	2	22/09	24/09	7 687	7 687	698			9	259	35	17	2	T	7 484		51		26
Welding Week 2015	4	20/10	22/10	4 310	4 310	1 397			8	83	37	10	4	T	4 054		51		5, 11, 18, 19
Arad (RO)																			
Agromalim	1	10/9	13/9	15 671	1 272	328	14 399	440	9	230	29	n.a.	n.a.	T/P	9 527		243	4	1
Ar-Medica	1	5/11	7/11	1 007	1 007	32	0	0	3	78	3	n.a.	n.a.	T	3 355		243	4	22
Arezzo (I)																			
ORO AREZZO	1	9/5	12/5	5 780	5 780	223	0	0	13	513	16	0	0	T	7 427	1 522	47	5	24
Augsburg (D)																			
Interlift	2	13/10	16/10	21 990	21 990	14 350			43	539	379			T			18	10	5, 26
Avignon (F)																			
ANIMO ET NATURE	1	3/10	4/10	1 233	1 233	0	0	0	0	23	0			P	11 788	0	79	8	3
CHEVAL PASSION - AVIGNON	1	21/1	25/1	7 059	7 059	612	0	0		246	24			P	66 360	0	79	8	3
FOIREXPO - AVIGNON	1	29/4	3/5	11 624	11 624	54	0	0		134	2			P	40 246	0	79	8	27
SALONS CE CONTACT AVIGNON	1	17/2	17/2	245	245	5	0	0		48	1	3	0	T	272	0	138	9	4
SEPEM INDUSTRIES SUD EST - AVIGNON	1	2/6	4/6	3 555	3 555	55	0	0		258	14			T	2 521	63	239	8	19

2015 EVENTS BY CITY

	Interval Year	Opening date	Closing date	Space					Exhibitors					Visitors				Organizer	Auditor	Industry sector			
				Rented Space (sq.m)					Exhibitors with their own			Represented firms		Admission for Trade/Public		Total							
				Total	Halls		Open air		from ... countries	Total	Foreign	Total	Foreign	Total	Foreign	Total	Foreign					Total	Foreign
					Total	Foreign	Total	Foreign															
Aydın (TR)																							
Anadolu Expo 2.Canlı Hayvan Fuarı; Büyükbaş, Küçükbaş, Süt, Besi, Çiftlik Hayvanları ve Ekipmanları, Süt Sağım ve Mezbaşa Sistemleri, Yem	1	5/11	8/11	7 400	7 400	1 100				8	121	22	121	22	T/P	42 300	1 775	579	17	1			
Aydın Tarım Gıda ve Hayvancılık Fuarı	1	9/12	12/12	14 780	14 780	3 450				0	177	26	177	26	T/P	143 000	0	430	17	1			
Ege Canlı Hayvan, Hayvancılık, Süt Teknolojileri, Çiftlik Ekipmanları, Sera ve Tarım Teknolojileri Fuarı	1	5/11	8/11	1 600	1 600	0				0	30	0	30	0	T/P	5 725	223	579	17	1			
Bad Salzuflen (D)																							
FMB - Supplier Show for Mechanical Engineering	1	4/11	6/11	8 434	8 434	510				9	506	32	7	3	T	5 050	169	132	10	19			
ZOW - Intern. fair for suppliers to the furniture and design industries	1	9/2	12/2	3 894	3 894	1 652				22	211	85	4		T	6 145	1 316	132	10	12			
Badajoz (E)																							
VII Feria del Caballo y del Toro. ECUEXTRE	1	11/6	14/6	6 231	1 424	404	100	0		2	56	15	4	4	P			281	12	1, 25			
VIII Feria de la Belleza	1	14/3	16/3	1 636	960	189	0	0		2	46	5	0	0	P			281	12	14, 24			
XVIII Feria de Mayores de Extremadura	1	26/2	1/3	5 234	934	54	0	0		2	37	3	0	0	P			281	12	3, 22			
XXII Feria del Mueble y la Decoración. HOGAR	1	17/4	19/4	3 687	2 326	469	0	0		2	46	8	0	0	P			281	12	12, 13			
XXV Feria de la Caza, Pesca y Naturaleza Ibérica. FECIEX	1	17/9	20/9	5 150	2 514	330	0	0		3	77	15	0	0	P			281	12	1, 3			
XXV Feria de la Infancia y la Juventud. IBEROCIO	1	26/12	30/12	5 123	88	24	200	0		2	6	1	0	0	P			281	12	3			
XXVI Feria Hispano Portuguesa. FEHISPOR	1	19/11	22/11	3 655	2 947	1 595	0	0		2	107	32	25	25	P			281	12	27			
Balıkesir (TR)																							
5.Gönen Tarım ve Hayvancılık Fuarı	1	9/4	12/4	11 684	11 684	250				0	92	0	92	0	T/P	81 300	0	626	17	1			
Balıkesir Tarım Fuarı 2015 Balıkesir Tarım Hayvancılık ve Gıda Fuarı	1	26/2	1/3	20 000	20 000	0				0	113	0	113	0	T/P	160 870	0	75	17	1			
Barcelona (E)																							
4YFN - Four Years From Now, Mobile entrepreneurship event build mobile ideas and startups	1	2/3	5/3	8 600	8 600	4 000	0	0	ND		235	111	ND	ND	P	12 000	6 480	524, 299		4, 21			
AUTO RETRO	1	4/12	8/12	9 500	9 500	160	0	0	ND		300	10	ND	ND	P	25 000	ND	228		16			
AVEPA- SEVC	1	15/10	17/10	1 329	1 329	623	0	0	ND		74	37	ND	ND	P	6 547	1 489	59		3			
BARCELONA DEGUSTA & BCN CAKE	2	24/9	27/9	3 425	2 818	24	0	0		3	125	2	0	0	P	6 488	193	299	12	2			
BARCELONA HARLEY DAYS	1	3/7	5/7	6 400	0	0	6 400	2 700	ND		93	27	ND	ND	P	280 000	84 000	83		3			
BARCELONA MEETING POINT	1	21/10	25/10	20 000	20 000	ND	0	0	ND		280	98	ND	ND	P	27 000	11 280	157		15			
BARCELONA TATTOO EXPO	1	2/10	4/10	7 200	7 200	n/d	0	0	ND		239	n/d	ND	ND	P	12 120	ND	594		3			
BCN BRIDAL WEEK-PASARELA GAUDÍ NOVIAS	2	5/5	8/5	9 939	6 882	3 382	0	0		17	127	59	0	0	P	4 291	1 969	299	12	25	See note		
BCN RAIL	2	17/11	19/11	incl. In SMA	1 004	132	0	0		5	29	10	0	0	P	1 545	173	299	12	26			
BEBES&MAMAS	1	11/4	12/4	2 347	2 347	72	0	0	ND		94	8			P			280		3, 12			
BEYOND BUILDING BARCELONA (Construmat)	2	19/5	23/5	15 615	9 305	1 099	0	0		17	266	45	0	0	P	28 136	1 873	299	12	5			
BIZ BARCELONA	2	1/7	2/7	6 195	1 307	17	0	0		3	88	3	0	0	P	7 914	155	299	12	4			
BTA _Tecnologies Alimentació	3	21/4	24/4	15 250	14 379	1 538	0	0		15	279	49	0	0	P	inc. In HISPAC		299	12	2			
B-TRAVEL (TURISMO)	1	17/4	19/4	5 472	5 289	939	0	0		20	209	48	0	0	P	6 726	83	299	12	3			
CARBON EXPO	2	26/5	28/5	1 697	708	565	0	0		25	45	38	0	0	P	2 392	1 828	299	12	9, 10			
COSMOBELLEZA & WELLNESS	1	11/4	13/4	17 892	17 892	500	0	0	ND		210	75	ND	ND	P	98 414	14 800	331		14			
DENIM BY PREMIERE-VISION	1	27/5	28/5	4 509	4 509	4 237	0	0	ND		101	88	ND	ND	P	3 634	2 051	591		25			
DENIM BY PREMIERE-VISION	1	18/11	19/11	4 373	4 373	4 141	0	0	ND		89	80	ND	ND	P	3 450	1 887	591		25			
ESCRS. EUROPEAN SOCIETY OF CATARACT & REFRACTIVE SURGEONS	1	5/9	9/9	7 096	7 096	7 000	0	0	ND		281	272	ND	ND	P	13 780	13 100	229		22			
E-SHOW	1	25/3	26/3	1 800	1 800	225	0	0	ND		120	15	ND	ND	P	11 329	ND	714		4, 21			
EXPO ECOSALUD	1	17/4	19/4	2 500	2 500	180	0	0	ND		260	9	376	50	P	27 850	1 000	399		2, 22			
EXPO SPORTS	1	13/3	14/3	14 150	14 150	78	0	0	ND		143	13	ND	ND	P	56 000	15 000	638		3			

2015 EVENTS BY CITY

	Interval Year	Opening date	Closing date	Space				Exhibitors						Visitors				Organizer	Auditor	Industry sector	
				Rented Space (sq.m)				Exhibitors with their own			Represented firms			Admission for Trade/Public							
				Total	Halls		Open air		from ... countries	Total	Foreign	Total	Foreign	Total	Foreign	Total	Foreign				
	Total	Foreign	Total	Foreign																	
Barcelona (E)																					
EXPOHOGAR OTOÑO	2	19/9	22/9	5 382	5 145	236	0	0	9	164	13	0	0	P	7 018	128	299	12	12, 13		
EXPOHOGAR PRIMAVERA	2x1	31/1	3/2	3 600	3 524	110	0	0	8	119	7	0	0	P	5 533	78	299	12	12, 13		
EXPOMINER	2	13/11	15/11	743	472	147	0	0	12	123	41	0	0	P	1 354	12	299	12	9		
FAMILIES NOMBROSES DE CATALUNYA	1	7/11	8/11	944	944	0	0	0	ND	34	0	ND	ND	P	4 408	0	269		3		
FESTIVAL DE LA INFÀNCIA / XD Young Fest	1	27/12	4/1	17 197	10 220	40	0	0	2	81	1	0	0	P	17 731	0	299	12	3		
FÒRUM DENTAL	2	7/5	9/5	4 419	3 105	416	0	0	13	107	24	0	0	P	5 910	185	299	12	22		
FUTURA	1	20/3	21/3	943	892	72	0	0	6	54	6	0	0	P	980	8	299	12	8		
GRAPHISPAG	2	24/3	27/3	9 923	9 156	1 274	0	0	13	199	29	0	0	P	15 848	1 031	299	12	11		
HANDMADE FESTIVAL BARCELONA	1	24/4	26/4	3 080	2 430	220	0	0	4	219	14	0	0	P	5 586	36	299	12	3		
HISPACK	3	21/4	24/4	32 451	31 010	5 181	0	0	25	605	150	0	0	P	34 075	3 574	299	12	11		
IBERZOO	1	15/10	17/10	4 985	4 985	1 045	0	0	ND	124	59	275	212	P	9 000	600	300, 299		3		
IBTM-Exhibition for the Incentive, Business Travel and Meeting Industry	1	17/11	19/11	13 106	13 106	10 723	0	0	ND	309	242	2 567	2 143	P	9 650	5 483	622		3		
IN COSMETICS	1	14/4	16/4	14 692	14 692	12 954	0	0	ND	597	542	111	98	P	8 846	6 223	613		14, 17		
INFARMA	1	24/3	26/3	7 500	7 500	0	0	0	ND	206	19	122	24	P	2 561	150	399		22		
IOT SOLUTIONS WORLD CONGRESS	2	16/9	18/9	3 244	1 896	1 254	0	0	8	41	25	0	0	P	5 027	1 562	299	12	21		
MIBODA	1	31/10	1/11	1 071	1 071	0	0	0	ND	99	0	ND	ND	P	1 200	ND	666		3, 25		
MOBILE WORLD CONGRESS	1	2/3	5/3	100 000	100 000	92 000	0	0	ND	2 000	1 833	ND	ND	P	94 000	75 200	353		21		
OCASIÓN	1	27/11	4/12	22 594	22 462	0	0	0	1	40	0	0	0	P	1 060	5	299	12	16		
PHARMAPROCESS	2	27/10	28/10	1 136	603	24	0	0	4	39	3	0	0	P	1 042	72	299	12	17, 22		
PISCINA BCN - Salón Internacional de la Piscina	2	13/10	16/10	13 714	12 475	5 393	0	0	24	285	167	0	0	P	10 780	4 459	299	12	5		
SALÓ DE L'ENSENYAMENT	1	18/3	22/3	7 445	7 255	100	0	0	6	173	6	0	0	P	7 024	34	299	12	8		
SALÓN DEL MANGA	1	29/10	1/11	2 822	2 822	358	0	0	ND	154	20	19	ND	P	137 000	ND	290		3		
SALÓN INTERNACIONAL DE LA LOGÍSTICA	1	9/6	11/6	20 000	20 000	ND	0	0	ND	550	248	ND	ND	P	3 600	ND	157		26		
SALÓN INTERNACIONAL DEL AUTOMÓVIL	2	7/5	17/5	33 268	25 568	320	0	0	3	114	10	0	0	P	11 626	285	299	12	16		
SALÓN INTERNACIONAL DEL CÓMIC DE BARCELONA	1	16/4	19/4	2 346	2 346	260	0	0	ND	130	13	30	ND	P	113 000	ND	290		3		
SALÓN NAUTICO INTERNACIONAL DE BARCELONA	2	14/10	18/10	20 826	0	0	20 057	3 752	8	250	33	0	0	P	4 667	267	299	12	3		
SHOWROOM del MOBLE	2	7/6	10/6	10 055	10 055	886	0	0	2	126	8	0	0	P	3 863	62	299	12	12		
SMART-CITY EXPO WORLD CONGRESS	2	17/11	19/11	18 296	6 695	2 902	0	0	35	222	90	0	0	P	14 911	6 617	299	12	21		
SONAR (dia / nit)	1	18/6	20/6	60 482	60 482	ND	0	0	ND	n/d	n/d	ND	ND	P	101 000	ND	14		3		
SPORT WOMEN BARCELONA	1	6/11	7/11	678	678	0	0	0	1	33	0	0	0	P	22 500	0	686		3		
SWAB	1	1/10	4/10	1 061	1 061	666	0	0	ND	65	17	10	3	P	3 350	150	230		3		
TISSUE WORLD	1	17/3	19/3	3 543	3 543	3 150	0	0	ND	170	158	ND	ND	P	1 601	1 132	739		11		
UNITED EUROPEAN GASTROENTEROLOGY WEEK	1	24/10	28/10	4 410	4 410	0	0	0	ND	179	175	ND	ND	P	14 968	14 408	751		22		
VM WORLD EUROPE	1	12/10	15/10	2 949	2 949	2 943	0	0	ND	113	111	ND	ND	P	6 000	6 000	763		21		
<i>Note: includes BCN BRIDAL WEEK-SALÓN NOVIAESPAÑA held 8-10 May</i>																					
Bari (I)																					
AGRILEVANTE	2	15/10	18/10	17 354	14 280	1 345	3 074	32		271	7	15	15	T/P	56 657	2 300	279	11	1		
FIERA DEL LEVANTE - CAMPIONARIA GENERALE INTERNAZIONALE	1	12/9	20/9	57 664	37 528	2 312	20 136	0	0	604	82	1	0	T/P	248 331	0	189	11	27		
Basel (CH)																					
Absolventenmesse	1	12/12	12/12	1 500	1 500					47				T/P	1 200	40 300	721		8		
Art Basel, Basel	1	18/6	21/6	24 150	24 150					284	260			T/P	98 000	40 300	480		3		
Auto Basel	1	17/9	20/9	9 825	9 825					153				T/P	26 375		82		16		
Baselworld	1	19/3	26/3	118 000	118 000					1 500	1 125			T/P	150 000	82 500	52		24		
Basler Feinmesse	1	29/10	1/11	1 010	1 010					68	1			T/P	14 685	1 290	480		2		
Basler Ferienmesse	1	14/2	16/2	2 476	2 476					110				T/P	22 000		267		6		

2015 EVENTS BY CITY

	Interval Year	Opening date	Closing date	Space					Exhibitors					Visitors				Organizer	Auditor	Industry sector	
				Rented Space (sq.m)					Exhibitors with their own			Represented firms		Admission for Trade/Public	Total						
				Total	Halls		Open air		from ... countries	Total	Foreign	Total	Foreign		Total	Foreign					
					Total	Foreign	Total	Foreign						Total			Foreign				
Bari (I)																					
Basler Herbstwaremesse	1	24/10	1/11	5 349	5 349					120	30			T/P	75 000	3 750	480		3		
Basler Weinmesse	1	24/10	1/11	1 865	1 865					130	1			T/P	28 600	2 100	480		2		
Blickfang	1	24/4	26/4	1 500	1 500					140				T/P	11 000		98		8		
CREATIVA Basel	1	6/2	9/2	639	639					38	7			T/P	12 000	600	480		3		
Design Miami/ Basel	1	16/6	21/6	6 281	6 281					57	46			T/P	28 200	10 000	480		3		
Fantasy Basel	1	14/5	16/5	6 000	6 000					120				T/P	20 000		270		3		
Fest- und Hochzeitsmesse Basel	1	14/11	15/11	3 500	3 500					98				T/P	2 700		552		3		
Igeho	2	21/11	25/11	36 020	36 020					797	143			T/P	70 927	6 099	480		2		
ineltec	2	8/9	11/9	11 800	11 800					262	24			T/P	17 000	1 060	480		19		
Internationale Mineralien- und Fossilientage	1	5/12	6/12	3 000	3 000					125				T/P	2 900		519		19		
muba	1	6/2	15/2	26 500	26 500					616	112			T/P	132 234	8 000	480		27		
Sammlerbörse	1	7/11	8/11	5 000	5 000					170				T/P	3 000		365		27		
Schüttgut Basel	1	6/5	7/5	1 126	1 126					80				T/P	1 050		193		10		
Bergamo (I)																					
AGRI TRAVEL E SLOW TRAVEL EXPO	1	9/10	11/10	2 200	2 200	200	0	0	11	62	12	116	55	P	42 000	2 000	222	5	6		
IVS - INDUSTRIAL VALVE SUMMIT	2	27/5	28/5	3 560	3 560	120	0	0	5	134	5	33	8	T	5 700	1 995	222	5	19		
Berlin (D)																					
CMS Cleaning.Management.Services	2	22/9	25/9	13 208	12 608	2 057	600	90	23	379	95			T	16 873	2 244	486	10	10		
FRUIT LOGISTICA	1	4/2	6/2	65 650	65 650	56 993	0		83	2 794	2 513			T	66 479	55 776	486	10	2		
International Green Week	1	16/1	25/1	46 049	46 049	15 753	0		68	1 731	655			T/P	418 642	9 210	486	10	2		
ITB – THE WORLD'S LEADING TRAVEL TRADE SHOW®	1	4/3	8/3	87 233	86 912	60 458	321		177	7 322	5 689	2 531	2 115	T/P	133 400	39 887	486	10	6		
WASSER BERLIN INTERNATIONAL	2	24/3	27/3	11 186	11 044	1 937	142		26	557	118			T	22 686	5 535	486	10	10		
Besancon (F)																					
BIO & CONSTRUCTION SAINE - BESANÇON	1	10/4	12/4	1 336	1 336	96	0	0		121	7			P	7 249	0	94	8	5		
BROCANTE DE NOEL - BESANCON	1	12/12	13/12	3 780	3 780	36	0	0	2	189	2			P	4 432	0	516	9	3		
BROCANTE DE PRINTEMPS - BESANCON	1	7/3	8/3	3 393	3 393	18	0	0	1	170	1			P	5 156	0	516	9	3		
CARREFOUR DE MAIRES ET DES ELUS LOCAUX - BESANCON	1	22/10	23/10	1 189	1 189	0	0	0	0	86	0			T	1 307	0	516	9	4		
FOIRE EXPOSITION - BESANCON	1	8/5	17/5	24 445	7 905	241	16 540	133	12	583	18			P	129 392	0	516	9	27		
HABITAT DECO & JARDINS - BESANCON	1	16/10	18/10	4 791	4 791	12	0	0	1	221	1			P	11 767	0	516	9	13		
IMMOPOLIS - BESANCON	1	20/3	22/3	570	570	0	0	0	0	49	0			P	1 687	0	516	9	15		
INTEMPOREL - BESANÇON	1	7/11	11/11	744	744	12	0	0	1	40	1			T	3 080	0	516	9	3		
MARIEE - BESANCON	1	7/11	8/11	664	664	11	0	0	2	69	2			P	3 240	0	516	9	25		
Béziers (F)																					
FOIRE DE PRINTEMPS - BEZIERS	1	14/3	22/3	4 238	4 238	159	0	0		123	2			P	27 085	0	116	8	27		
GRAND DEBALLAGE MARCHAND FÉVRIER - BEZIERS	7x1	8/2	8/2	12 710	12 710	4 120	0	0		291	87			P	775	0	557	8	3		
GRAND DEBALLAGE MARCHAND JUIN - BEZIERS	7x1	28/6	28/6	17 690	17 690	6 490	0	0		367	126			P	945	78	557	8	10		
GRAND DEBALLAGE MARCHAND MAI - BEZIERS	7x1	17/5	17/5	3 575	3 575	940	0	0		96	25			P	347	47	557	8	3		
GRAND DEBALLAGE MARCHAND MARS - BEZIERS	7x1	8/3	8/3	3 440	3 440	880	0	0		82	20			P	237	0	557	8	3		
GRAND DEBALLAGE MARCHAND NOVEMBRE - BEZIERS	7x1	29/11	29/11	15 110	15 110	5 285	0	0		328	103			T	782	67	557	8	3		
GRAND DEBALLAGE MARCHAND OCTOBRE - BEZIERS	7x1	25/10	25/10	4 320	4 320	1 260	0	0		127	29			P	320	57	557	8	3		
GRAND DEBALLAGE MARCHAND SEPTEMBRE - BEZIERS	7x1	14/9	14/9	15 895	15 895	5 765	0	0		332	112			P	860	72	557	8	3		
MAESTRIA - BEZIERS	1	13/11	15/11	736	736	0	0	0	0	61	0			P	4 732	0	116	8	2		

2015 EVENTS BY CITY

	Interval Year	Opening date	Closing date	Space						Exhibitors						Visitors				Organizer	Auditor	Industry sector	
				Rented Space (sq.m)						Exhibitors with their own			Represented firms			Admission for Trade/Public							
				Total	Halls		Open air		from ... countries	Total	Foreign	Total	Foreign	Total	Foreign								
					Total	Foreign	Total	Foreign								Total	Foreign						
Biarritz (F)																							
ANTIQUAIRES - BIARRITZ	2x1	2/4	6/4	1 009	1 009	12	0	0		63	1			P	4 120	0	255	8	3				
ANTIQUITE DESIGN ART CONTEMPORAIN - BIARRITZ	1	2/4	6/4	1 009	1 009	12	0	0		63	1			P	4 120	0	255	8	3				
AVRILEXPO - BIARRITZ	1	24/4	26/4	2 533	2 533	177	0	0		169	8			P	6 785	0	255	8	27				
CONGRES A3P	1	17/11	19/11	618	618	173	0	0		91	28			T	603	112	10	8	22				
HORESTA - BIARRITZ	1	22/3	24/3	1 286	1 286	9	0	0		83	1			P	2 749	8	255	8	2				
SOLUTIONS MAISON - BIARRITZ	1	1/10	4/10	3 335	3 335	118	0	0		221	8			P	8 795	0	255	8	13				
VINS ET GASTRONOMIE - BIARRITZ	1	6/2	9/2	810	810	0	0	0	0	78	0			P	6 338	0	338	9	2				
Bielsko Biala (PL)																							
BB: ENERGETAB	1	15/9	17/9	20 155	12 597	3 103	7 558	1 233	18	746	169	n.a.	n.a.	T	11 438		779	4	18				
Bilbao (E)																							
BIME MARKET	1	28/10	29/10	149	149	4	0	0	2	21	1	0	0	P			90	12	21				
BIOCULTURA	1	2/10	4/10	2 283	1 857	89	0	0	7	220	10	0	0	P	308	7	80, 90	12	27				
EUSKAL ENCOUNTER	1	23/7	26/7	10 600	500	0	0	0	1	70	0	0	0	P			238		21				
EXPOBABY	1	18/4	19/4	1 400	782	0	0	0	1	41	0	0	0	P			289		3, 25				
EXPOBODAS	1	2/10	4/10	1 880	1 880	0	0	0	1	134	0	0	0	P	15	0	90	12	25				
EXPOCOSMÉTICA	1	28/11	30/11	4 284	1 688	198	0	0	7	89	14	0	0	P	2 599	9	257, 90	12	14, 22				
EXPOSICIÓN CANINA	1	28/11	29/11	5 020	420	0	0	0	1	21	0	0	0	P			655		1, 3				
EXPOVACACIONES	1	8/5	10/5	4 117	3 033	257	0	0	6	112	12	278	34	P	253	3	90	12	3				
FERIA DEL STOCK - EUSKADI	1	6/3	8/3	2 951	2 451	0	0	0	1	146	0	0	0	P			289		27				
FERIA DEL STOCK - EUSKADI	1	6/11	8/11	2 924	2 424	0	0	0	1	176	0	0	0	P			289		27				
FERIA DEL VEHICULO DE OCASIÓN	1	7/5	10/5	13 240	13 240	0	0	0	1	29	0	0	0	P			350, 90	12	16				
FERROFORMA	1	26/5	29/5	10 457	8 799	1 083	0	0	22	232	53	123	116	P	17 132	1 198	90	12	3, 19				
FITMAQ	1	26/5	29/5	1 536	1 536	236	0	0	7	22	6	0	0	P	incl. in FERROFORMA		90	12	19				
FOSMINER	1	2/10	4/10	357	357	55	0	0	7	55	16	0	0	P			90	12	3				
IMAGINENANO	1	10/3	13/3	660	660	0	0	0	45	94	0	0	0	P			573		19				
INTERGUNE	1	23/11	24/11	380	380	0	0	0	1	38	0	0	0	P			689		27				
JAPAN WEEKEND	1	26/9	26/9	1 840	340	0	0	0	1	34	0	0	0	P			421		3				
JAPAN WEEKEND BILBAO	1	28/2	28/2	1 850	350	0	0	0	1	35	0	0	0	P			421		3				
MAINTENANCE	1	27/5	29/5	569	569	24	0	0	9	37	2	28	27	P	incl. in FERROFORMA		90	12	19				
NAGUSI	1	16/10	18/10	4 991	1 413	0	0	0	1	42	0	0	0	P			90	12	3, 22				
PIN	1	18/12	5/1	15 104	8 666	0	0	0	1	62	0	0	0	P			90	12	3				
PUMP & VALVES	1	27/5	29/5	1 221	910	36	0	0	15	47	3	124	99	P	incl. in FERROFORMA		90	12	19				
RETROCLASICA	1	13/11	15/11	38 183	7 369	0	0	0	1	143	0	0	0	P	33	0	241, 90	12	16				
SINAVAL EUOFISHING	1	21/4	23/4	1 320	810	36	0	0	14	64	3	37	29	P	1 832	321	90	12	1				
SUBCONTRATACIÓN	1	26/5	29/5	5 686	5 246	592	0	0	22	369	43	234	132	P	incl. in FERROFORMA		90	12	19				
TENDENCIAS	1	29/1	1/2	5 711	1 692	284	0	0	6	129	25	0	0	P			707, 90	12	3				
XXXI DESEMBALAJE	1	14/3	15/3	4 080	4 080	360	0	0	4	105	10	0	0	P			461, 90	12	3				
XXXII DESEMBALAJE	1	14/11	15/11	4 080	4 080	260	0	0	4	126	7	0	0	P			461, 90	12	3				
Bologna (I)																							
ARTE FIERA	1	23/1	26/1	9 926	9 926	1 072	0	0	17	216	29	0	0	T	50 348	170	101	11	3				
AUTOPROMOTEC	2	20/5	24/5	57 845	56 339	12 498	1 506	250	46	1 195	420	395	242	T	103 989	20 646	598	5	26				
CERSAIE	1	28/9	2/10	83 141	77 945	28 226	5 196	1 393	32	791	290	53	21	T	64 623	23 474	197	11	5				
CHILDREN'S BOOK FAIRS	1	30/3	2/4	19 018	19 018	14 590	0	0	7	1 122	960	67	62	T	14 720	4 376	101	11	8				
COSMOFARMA	1	17/4	19/4	12 034	12 034	359	0	0	13	357	24	0	0	T	27 455	985	103	11	22				
COSMOPROF	1	19/3	23/3	80 520	80 120	42 692	400	0	68	2 493	1 747	0	0	T	172 229	49 291	676	11	14				
FORUM CLUB-FORUM PISCINE	1	19/2	21/2	3 390	3 390	641	0	0	12	127	28	6	1	T/P	6 243	649	203	5	3				
MARCA	1	14/1	15/1	10 384	10 384	370	0	0	12	437	30	50	23	T	5 969	336	101	11	4				

2015 EVENTS BY CITY

	Interval Year	Opening date	Closing date	Space					Exhibitors					Visitors				Organizer	Auditor	Industry sector			
				Rented Space (sq.m)					Exhibitors with their own			Represented firms		Admission for Trade/Public									
				Total	Halls		Open air		from ... countries	Total	Foreign	Total	Foreign	Total	Foreign	Total	Foreign					Total	Foreign
					Total	Foreign	Total	Foreign															
Bologna (I)																							
	NUCE	1	16/4	17/4	500	500	94	0	0	3	26	6	6	0	T	1 328	154	101	5	2			
	R2B	1	4/6	5/6	1 122	1 122	68	0	0	11	112	4	19	11	T	5 780	61	101	5	4			
ufi	SAIE	1	14/10	17/10	26 782	18 319	176	8 463	81	16	307	11	44	17	T	36 687	1 068	101	5	5			
	SANA	1	12/9	15/9	16 979	16 979	603	0	0	22	659	63	47	16	T/P	41 528	531	101	11	2			
	ZOOMARK	2	7/5	10/5	15 330	15 330	6 792	0	0	37	493	315	122	79	T	22 298	6 772	101	11	1			
Bolzano (I)																							
ufi	FIERA D'AUTUNNO	1	19/11	22/11	5 627	5 627	1 134				317	58	26	5	P	23 701		487	16	27			
	HOTEL	1	19/10	22/10	11 924	11 924	1 455				519	137	162	35	T/P	21 123		487	16	2			
	KLIMAENERGY	2	26/3	29/3	1 821	1 821	353				133	40	17	8	T	3 417		487	16	9			
	KLIMAHOUSE	1	29/1	1/2	12 297	12 297	2 274				466	128	61	18	T/P	35 594		487	16	9			
	KLIMAINFISSO	2	5/3	7/3	1 899	1 899	153				93	15	4	2	T/P	1 832		487	16	5			
	PROWINTER	1	9/4	11/4	5 489	5 489	599				223	88	41	7	T/P	5 412		487	16	3			
Bordeaux (F)																							
	AQUITEC	1	29/1	31/1	3 942	3 942	22	0	0	3	248	3			P	80 000	0	46	9	8			
	EXP'HOTEL - BORDEAUX	2	22/11	25/11	6 993	6 993	122	0	0	5	241	8	174	42	T	8 989	126	151	9	2			
	EXPO CANINE - BORDEAUX	1	18/1	18/1	1 200	1 200	0	0	0	0	30	0			P	1 442	0	673	8	3			
	FANS DE BRIQUES - BORDEAUX	1	28/11	29/11	908	902	0	6	0	0	17	0	2	0	P	17 058	0	158	9	3			
ufi	FOIRE INTERNATIONALE - BORDEAUX	1	8/5	17/5	62 739	31 734	3 050	31 005	0	30	1 014	87	339	134	P	194 774	1 764	151	9	27			
	FORUM ANNUEL TEREVA	1	18/9	18/9	1 000	1 000	0	0	0	0	85	0			T	900	0	708	8	3			
	JUMPING L'EXPO - BORDEAUX	1	5/2	8/2	5 764	5 764	361	0	0	8	133	14	53	30	P	40 750	110	151	9	3			
	OB'ART - SALONS DES CREATEURS - BORDEAUX	1	13/11	15/11	558	558	8	0	0	2	91	2			T	5 981	0	72	8	3			
	SALON DE LA MAISON NEUVE - BORDEAUX	1	19/9	20/9	662	662	0	0	0	0	62	0			P	2 308	0	444	8	15			
	SALON DES FORMATIONS ARTISTIQUES ET COMMUNICATION - BORDEAUX	1	7/11	7/11	261	261	9	0	0	1	26	1			P	1 883	0	346	9	8			
	SALON SANTE SOCIAL PARAMEDICAL - BORDEAUX	1	7/11	7/11	171	171	0	0	0	0	17	0			P	2 088	0	346	9	8			
	SALONS CE BORDEAUX	1	1/10	2/10	636	636	40	0	0	3	94	11	7	0	T	942	0	138	9	4			
	VINEXPO	2	14/6	18/6	34 985	34 985	12 803	0	0	39	1 722	787			T	52 392	22 460	761	9	2			
	VINS DES VIGNERONS INDEPENDANTS - BORDEAUX	1	6/3	8/3	1 815	1 815	0	0	0	0	299	0			P	26 347	0	759	9	2			
	VIVONS 100% SPORT	1	7/11	11/11	1 995	1 995	24	0	0	3	105	5			P	9 687	0	151	9	3			
	VIVONS CREATION	1	7/11	11/11	807	807	0	0	0	0	76	0	49	35	P	9 452	0	151	9	3			
	VIVONS EVASION	1	7/11	11/11	13 952	13 952	0	0	0	0	14	0	34	18	P	2 947	0	151	9	3			
	VIVONS LES FETES	1	7/11	11/11	565	565	57	0	0	3	61	4	35	9	P	1 451	0	151	9	13			
	VIVONS MAISON	1	7/11	11/11	22 759	20 223	1 802	2 536	0	4	377	5	200	90	P	30 881	0	151	9	13			
Bourges (F)																							
	FOIRE EXPOSITION - BOURGES	1	10/6	14/6	7 601	7 601	153	0	0		235	6			P	29 892	0	418	8	27			
Bra / CN (I)																							
	CHEESE - LE FORME DEL LATTE	2	18/9	21/9	7 095	7 095	729	0	0	23	350	50	0	0	T/P	269 997	n.c.	147	5	2			
Bremen (D)																							
	BOATFIT	1	27/2	1/3	5 792	5 792	203	0		8	187	13	5		P	9 980	122	488	10	4			
	Bremen Classic Motorshow	1	6/2	8/2	20 962	20 962	2 085	0		12	629	63			P	43 554		488	10	26			
	CARAVAN	1	6/11	8/11	10 045	10 045	108	0		4	57	3			P	27 406		266	10	4	See note		
	HanseLife - Regional exhibition	1	12/9	20/9	19 774	18 483	802	1 291	36	14	833	34			P	78 339		488	10	27			
	Reiselust - The tourism fair in Bremen	1	6/11	8/11	3 446	3 446	400	0		14	283	35			P	28 382	721	488	10	6	See note		

Note: Visitor attendance determined by a representative poll in the combination of Caravan/Reiselust. Multiple answers were permitted.

2015 EVENTS BY CITY

	Interval Year	Opening date	Closing date	Space						Exhibitors						Visitors		Organizer	Auditor	Industry sector		
				Rented Space (sq.m)						Exhibitors with their own			Represented firms			Admission for Trade/Public						
				Total	Halls		Open air		from ... countries	Total	Foreign	Total	Foreign	Total	Foreign							Total
	Total	Foreign	Total	Foreign		Total	Foreign	Total		Foreign	Total	Foreign	Total	Foreign								
Brest (F)																						
	1	8/9	8/9	160	160	0	0	0	0	0	31	0	3	0	T	125	0	138	9	4		
	2x1	14/3	16/3	486	486	0	0	0	0	67	0			P	3 455	0	338	9	2			
	2x1	7/11	11/11	3 281	3 281	0	0	0	0	290	0			P	42 027	0	338	9	2			
	1	2/10	5/10	4 709	4 709	0	0	0	0	174	0			P	13 242	0	338	9	13			
	1	14/3	16/3	3 334	3 334	0	0	0	0	120	0			P	8 947	0	338	9	13			
Brno (CZ)																						
	1	5/11	8/11	5 422	5 422	1 071	0	0	4	44	13	0	0	P	incl. in SPORT		107	4	3			
	1	4/12	13/12	3 846	3 730	287	116	7	4	318	13	0	0	P	50 408		107	4	27			
	1	6/11	8/11	204	204	20	0	0	1	13	1	0	0	T	incl. in SPORT		107	4	3			
	1	5/3	8/3	1 175	1 175	36	0	0	3	45	4	7	1	P	23 621	272	107	4	3			
	1	15/1	18/1	2 291	2 263	154	28	0	6	85	20	16	9	T/P	31 721	243	107	4	6			
	1	22/4	25/4	6 537	4 606	982	1 931	95	9	233	44	64	41	T/P	36 828	540	107	4	5			
	2	19/5	21/5	12 508	6 554	1 707	5 954	488	22	159	72	202	167	T	27 184	1 510	107	4	7			
	1	14/5	16/5	814	814	193	0	0	5	48	11	71	61	T	1 454	46	107	4	22			
	1	6/11	8/11	810	810	0	0	0	1	3	0	25	0	P	incl. in SPORT		107	4	3			
	2	19/5	21/5	324	324	131	0	0	7	23	10	5	3	T	incl. in IDET		107	4	7			
	2x1	22/2	24/2	2 692	2 692	1 463	0	0	12	98	48	0	0	T	incl. in STYL 1		107	4	25			
	2x1	22/8	24/8	2 841	2 841	1 436	0	0	10	107	48	1	1	T	incl. in STYL 2		107	4	25			
	1	21/10	24/10	136	136	42	0	0	1	10	2	3	1	T	incl. in REHAPROTEX		107	4	22			
	1	22/4	25/4	2 103	2 003	335	100	100	4	60	10	55	12	T/P	incl. in IBF		107	4	12			
	1	14/9	18/9	36 709	34 118	16 886	2 591	1 509	32	1 173	644	331	244	T	75 239	6 581	107	4	19			
	2	25/6	28/6	1 500	1 343	371	157	6	4	90	17	9	3	T/P	incl. in NVHZZT		107	4	1			
	2	25/6	28/6	4 729	1 832	484	2 897	293	8	140	34	72	61	T/P	51 727	473	107	4	1			
	1	20/3	22/3	2 611	2 611	683	0	0	7	74	26	76	70	T	5 637	535	107	4	22			
	1	5/3	8/3	2 331	2 231	714	0	0	5	67	12	2	1	P	incl. in FISHING		107	4	3			
	2	27/6	28/6	1 599	854	10	745	86	3	77	7	9	9	T/P	incl. in NVHZZT		107	4	1			
	2	19/5	21/5	1 105	575	208	530	0	5	47	14	54	53	T	incl. in IDET		107	4	7			
	1	15/1	18/1	4 466	4 466	287	0	0	4	97	19	823	139	T/P	incl. in GO		107	4	6			
	1	21/10	24/10	1 276	1 216	80	60	0	2	74	4	20	16	T	5 473	157	107	4	22			
	1	6/11	8/11	3 099	3 074	473	25	0	8	143	31	1	0	P	42 005	401	107	4	3			
	2	5/5	6/5	3 067	3 067	2 513	0	0	19	139	114	20	18	T	1 726	629	107	4	19			
	2x1	22/2	24/2	3 280	3 280	1 206	0	0	11	178	59	0	0	T	5 841	669	107	4	25			
	2x1	22/8	24/8	3 416	3 416	1 360	0	0	10	176	67	0	0	T	5 457	587	107	4	25			
	1	5/11	8/11	1 403	1 403	207	0	0	2	38	4	0	0	T	incl. in SPORT		107	4	4			
	2	20/10	23/10	6 452	6 031	1 782	421	172	13	143	55	154	147	T	10 771	525	107	4	19			
Brussels (BE)																						
	2	8/12	13/12	62 761	62 761	10 863		0	11	355	94			T/P	105 878	6 353	276		1			
	1	25/04	27/04	12 138	12 138	6 210		0	33	195	154	0	0	P	28 827	2 306	51		3,12			
	1	25/2	8/3	115 000	115 000				850	85				T/P	300 000		303		5			
	1	10/10	25/10	32 000	32 000				257	26				P	11 000		303		2			
	1	5/2	9/2	45 000	45 000				698	590				T/P	98 000		303		6			
	1	19/11	21/11	3 500	3 500				80		100	20		T/P			149		5			
	1	18/11	19/11	3 787	3 787	0	0	0		34	2	30	2	T	740		51		5			
	1	20/11	29/11	31 000	31 000				189	20				P	37 500		303		12			
	1	10/3	13/3	10 000	10 000				75	5	200	125		P	34 000	2 000	149		3			
	1	3/10	5/10	18 000	18 000				6	187	67			T	22 897		382		14			

2015 EVENTS BY CITY

	Interval Year	Opening date	Closing date	Space					Exhibitors					Visitors			Organizer	Auditor	Industry sector	
				Rented Space (sq.m)					Exhibitors with their own			Represented firms		Admission for Trade/Public	Total					
				Total	Halls		Open air		from ... countries	Total	Foreign	Total	Foreign		Total	Foreign				
					Total	Foreign	Total	Foreign						Total						
Brussels (BE)																				
Estetika (Spring)	1	14/3	16/3	18 000	18 000				9	150	35			T	16 341		382		14	
EURENTICA 2015	1	20/03	29/03	4 523	4 523	1 466		0	8	104	47	2	0	P	21 614	648	51		3	
EUROPEAN MOTOR SHOW BRUSSELS	2	15/1	25/1	115 000	115 000					140	21	140		T/P	434 465		275		16	
INDIGO	1	8/9	10/9	3 800	3 800	1 109		0	16	107	103	107	103	T	incl. in MoOD		711		12	
LABORAMA	1	19/3	20/3	9 000	9 000				5	130				T	1 735	200	440		17	
MADE IN ASIA	1	11/3	13/3	40 000	40 000				150	10		200	50	P	61 000	3 500	149		3	
MEUBELBEURS	1	6/11	9/11	66 000	66 000	24 055		0	19	275	180	blank	blank	T	19 296	11 571	397		12	
Mobicar	1	15/10	19/10	26 396	26 396				5	60	17	72	23	T/P	21 351		87		3	
MoOD	1	11/9	13/9	16 500	16 500	3 486		0	21	126	98	126	98	T	4 600	3 731	711		12	
REALTY 2015	1	19/05	21/05	6 190	6 190	0		0		129	6	0	0	T	6 638	597	51		15	
SECURA BRUSSELS 2015	2	25/03	27/03	4 395	4 395	862		0	10	163	36	17	0	T	6 191		51		7	
TRUCK & TRANSPORT BRUSSELS	2	16/1	19/1	9 568	9 568					58	9	58		T/P	33 214		275		16	
Bucharest (RO)																				
AMBIENTE*	1	26/3	29/3	2 067	1 849	404	218	33	12	78	19			T/P	14 430		633	4	12	
BIFE*	1	19/9	23/9	14 714	13 531	689	1 183	0	10	287	21			T/P	21 185		633	4	12	
CONSTRUCTEXPO*	1	26/3	29/3	2 948	1 733	553	1 215	60	15	108	32			T/P	incl. in AMBI		633	4	5	
INDAGRA*	1	28/10	1/11	23 250	9 616	2 972	13 634	1 589	23	460	162			T/P	41 209		633	4	1	
Romanian Tourism Autumn*	2x1	12/11	15/11	3 796	3 748	455	48	0	13	167	22			T/P	10 760		633	4	6	
Romanian Tourism Spring*	2x1	12/3	15/3	7 741	6 919	929	822	16	13	205	31			T/P	20 575		633	4	6	
ROMENVIROTEC*	1	22/4	25/4	579	569	31	10	0	4	27	3			T/P	1 338		633	4	10	
ROMMEDICA*	1	22/4	25/4	923	923	323	0	0	14	52	23			T/P	incl. in ROMI		633	4	22	
TIB*	1	14/10	17/10	4 253	3 964	1 192	289	200	15	159	48			T/P	6 153		633	4	19	
Budapest (HU)																				
AGROmashEXPO *	1	28/1	31/1	36 614	34 102	4 924	2 512	257	12	269	43			T/P	41 529		371	4	1	
Automotive	1	28/10	30/10	3 948	3 948	1 671	0	0	12	246	76			T	7 879		371	4	16	
Autotechnika	1	28/10	31/10	1 238	1 238	59	0	0	3	39	5			T	incl. in Automotive		371	4	16	
Boat Show	1	12/2	15/2	4 580	4 580	168	0	0	5	67	5			T/P	incl. in FEHOVA		371	4	3	
Budapest Motor Festival	1	20/3	22/3	4 545	4 545	620	0	0	7	67	8			T/P	36 961		371	4	16	
Caravan Salon	1	12/2	15/2	1 752	1 752	0	0	0	1	19	0			T/P	incl. in FEHOVA		371	4	3	
CONSTRUMA *	1	15/4	19/4	10 694	8 773	1 966	1 921	220	10	285	55			T/P	48 102		371	4	5	
FEHOVA	1	12/2	15/2	6 996	6 962	911	34	0	15	252	40			T/P	56 694		371	4	3	
HOME DESIGN	1	15/4	19/4	5 141	4 906	554	235	59	10	174	14			T/P	incl. in CONSTRUMA		371	4	12	
Hungarian Garden	1	28/1	31/1	441	432	0	9	0	1	22	0			T/P	incl. in AGROmashEXPO		371	4	1	
HUNGAROTHERM	2	15/4	19/4	3 439	3 120	914	319	96	11	140	38			T/P	incl. in CONSTRUMA		371	4	5	
INDUSTRY DAYS*	1	12/5	15/5	12 362	12 322	4 256	40	40	18	405	157			T	14 775		371	4	19	
Travel	1	26/2	1/3	6 259	6 209	1 285	50	0	36	394	129			T/P	30 152		371	4	6	
Viticulture, Viniculture	1	28/1	31/1	402	402	43	0	0	1	18	4			T/P	incl. in AGROmashEXPO		371	4	1	
Burdur (TR)																				
1.Teke Yöresi Canlı Hayvan, Hayvancılık, Tarım Teknolojileri ve Yem Fuarı	1	21/5	24/5	13 450	13 450	1 250			0	123	17	123	17	T/P	47 253	32	579	17	1	
Bursa (TR)																				
1.Bursa Tekstil Makineleri Fuarı (BTM2015)	1	9/4	12/4	2 900	2 900	1 572			17	175	117	175	78	T/P	6 123	592	196	17	25	
4.Bursa Karacabey Tarım ve Hayvancılık Fuarı	1	26/3	29/3	6 448	6 448	100			0	46	0	46	0	T/P	50 153	0	626	17	1	
Balkan Ticaret Fuarı (Alt Yapı, Ulaşım, Müteahhlik, İş ve İnşaat Makineleri, Çevre Düzenleme ve Belediye İhtiyaçları Fuarı)	1	13/5	16/5	2 234	2 234	21			2	96	2	96	2	T/P	7 812	140	735	17	10	
Bursa 13. Kitap Fuarı	1	14/3	22/3	5 667	5 667	0			0	192	0	192	0	T/P	302 197	0	735	17	3	
Bursa 14.Uluslararası Metal İşleme Teknolojileri Fuarı	1	10/12	13/12	7 323	7 323	1 972			16	278	128	278	127	T/P	52 770	341	735	17	19	

2015 EVENTS BY CITY

	Interval Year	Opening date	Closing date	Space						Exhibitors						Visitors				Organizer	Auditor	Industry sector
				Rented Space (sq.m)						Exhibitors with their own			Represented firms			Admission for Trade/Public						
				Total	Halls		Open air		from ... countries	Total	Foreign	Total	Foreign	Total	Foreign	Total	Foreign					
Bursa (TR)																						
Bursa 7.Sac İşleme Teknolojileri Fuarı	1	10/12	13/12	5 670	5 670	843			11	105	38	105	38	T/P	52 770	341	735	17	19			
Bursa 8.Uluslararası Hayvancılık ve Ekipmanları Fuarı	1	13/10	17/10	3 180	3 180	270			6	87	11	87	11	T/P	286 916	888	735	17	1			
Bursa Blok Mermer Fuarı 2015 Blok Mermer ve İş Makineleri Fuarı	1	25/11	28/11	14 706	14 706	1 094			8	148	17	148	16	T/P	14 728	413	735	17	9			
Bursa Dekorasyon 2015 3.Mobilya.İç Mimarî, Dekorasyon ve Aksesuarları Fuarı	1	9/4	12/4	2 205	2 205	20			1	64	1	64	1	T/P	52 998	331	735	17	12			
Bursa Demir-Çelik 2015 Demir,Çelik, Döküm, Demirdışı Metaller, Ürün ve Üretim Makineleri Fuarı	1	10/12	13/12	281	281	0			0	20	0	20	0	T/P	52 770	341	735	17	9			
Bursa Eğitim Fuarı - 11.Yurt İçi ve Yurt Dışı Eğitim Fuarı (Üniversiteler Özel Bölümü)	1	17/3	22/3	1 336	1 336	21			1	72	2	72	1	T/P	201 462	0	735	17	8			
Bursa İnşaat 2015 13.Uluslararası Yapı, İnşaat Malzemeleri, Tesisat, Isıtma, Soğutma, Havalandırma, Doğalgaz ve Teknolojileri Fuarı	1	9/4	12/4	7 862	7 862	78			4	216	4	216	4	T/P	52 998	331	735	17	5			
Bursa Yapı ve Yaşam Fuarı ve Kongresi	1	1/10	4/10	2 583	2 583	12			0	53	1	53	1	T/P	2 838	92	227	17	5			
Burtarım 2015 Bursa 13.Uluslararası Tarım, Tohumculuk, Fidanlık ve Süt Endüstrisi Fuarı	1	13/10	17/10	37 045	37 045	7 523			19	369	84	369	81	T/P	286 916	888	735	17	1			
Contract Hotel Expo Bursa-Otel, Restoran, Hastane İş Kontratları ve İkram Endüstrisi Fuarı	1	11/11	14/11	6 839	6 839	105			20	89	2	89	2	T/P	10 342	84	735	17	2			
EV & STIL FUARI Bursa İnovasyon ve Tasarım Buluşmaları	1	28/5	31/5	4 081	4 081	104			5	75	6	75	6	T/P	23 856	21	735	17	12			
İnegöl Tarım Fuarı 2015 (İNTARF 2015	1	12/9	15/9	14 500	14 500	0			0	69	0	69	0	T/P	12 230	0	526	17	1			
İş ve İş Güvenliği, Sağlığı ve Ekipmanları Fuarı	1	10/12	13/12	383	383	36			0	25	1	25	0	T/P	52 770	341	735	17	5			
Kalıp Avrasya 2015 Bursa 8.Kalıp Teknolojileri ve Yan Sanayiler Fuarı	1	10/12	13/12	3 278	3 278	943			15	140	50	140	46	T/P	52 770	341	735	17	19			
MODEF 2015 Mobilya ve Dekorasyon Fuarı	1	7/4	12/4	25 000	25 000	0			0	195	0	195	0	T/P	18 901	383	526	17	12			
MODEF EXPO 2015 Mobilya ve Dekorasyon Fuarı	1	3/11	7/11	19 270	19 270	0			0	181	0	181	0	T/P	18 011	2 179	526	17	12			
Otomasyon Fuarı 2015 Bursa 13.Uluslararası Elektrik, Elektronik ve Makine Otomasyon Fuarı Fuarın eski adı:Belex 2015	1	10/12	13/12	868	868	245			9	42	16	42	16	T/P	52 770	341	735	17	18			
Bydgoszcz (PL)																						
Real Estate Spring	2x1	14/3	15/3	274	274	0	0	0	1	35	0			P	free entry		652	4	15			
Real Estate Autumn	2x1	17/11	18/11	271	271	0	0	0	1	35	0			P	free entry		652	4	15			
Caen (F)																						
1000 IDÉES POUR LA MAISON - CAEN	1	13/3	16/3	3 906	3 906	0	0	0	0	173	0			P	9 908	0	112	9	13			
FOIRE INTERNATIONALE - CAEN	1	18/9	28/9	27 752	8 557	206	19 195	0	11	348	15	239	49	P	150 870	1 008	112	9	27			
SALONS CE CAEN	1	13/10	13/10	265	265	5	0	0	1	51	1	3	0	T	310	0	138	9	4			
VINS ET GASTRONOMIE - CAEN	1	20/3	23/3	1 863	1 863	0	0	0	0	192	0			P	12 836	0	338	9	2			
Cagliari (I)																						
FIERA CAMPIONARIA DELLA SARDEGNA	1	25/4	3/5	15 342	9 395	695	5 947	360		231	26	86	22	T/P	67 141		81	11	27			
Çanakkale (TR)																						
Biga 5.Gıda Tarım, Hayvancılık ve Teknolojileri Fuarı	1	11/9	13/9	10 496	10 496	0			0	104	0	104	0	T/P	81 067	0	626	17	1			
EXPOTROIA 100.Yıl Tarım Fuarı	1	14/5	17/5	2 936	2 936	225			5	156	9	156	9	T/P	31 252		177	17	1			
Canarias (E)																						
FISALDO 2015	1	3/6	7/6	2 812	2 812	0	0	0	1	67	0	0	0	P			395	12	25			
GRAN CANARIA ACCESIBLE 2015	1	16/4	18/4	1 382	137	0	0	0	1	8	0	0	0	P			395	12	22			
PLANETA GRAN CANARIA 2015-16	1	26/12	4/1	7 872	5 760	0	2 112	0	1	15	0	0	0	P			395		3			
Cannes (F)																						
CANNES YACHTING FESTIVAL	1	8/9	13/9	66 540	16 769	9 999	49 771	35 683	32	426	245	507	393	P	48 260	0	618	9	3			
MAPIC - CANNES	1	18/11	20/11	8 885	8 287	5 797	598	458	44	701	558	449	356	T	9 285	5 989	621	9	15			
MARCHE DU FILM	1	13/5	22/5	6 175	6 175	4 728	0	0	48	404	357	106	102	T	12 703	10 724	677	9	21			
MAREDIMODA - CANNES	1	3/11	5/11	2 231	2 231	2 091	0	0		96	85			T	4 395	3 500	474	8	25			
MIDEM - CANNES	1	5/6	8/6	3 068	3 052	2 365	16	16	40	868	678			T	4 682	4 077	621	9	3			
MIP TV - CANNES	1	13/4	16/4	20 798	17 896	15 817	2 902	2 711	62	1 631	1 420			T	10 023	9 049	621	9	21			




















2015 EVENTS BY CITY

	Interval Year	Opening date	Closing date	Space						Exhibitors						Visitors				Organizer	Auditor	Industry sector			
				Rented Space (sq.m)						Exhibitors with their own			Represented firms			Admission for Trade/Public									
				Total	Halls		Open air		from ... countries	Total	Foreign	Total	Foreign	Total	Foreign	Admission for Trade/Public	Total	Foreign	Organizer					Auditor	Industry sector
					Total	Foreign	Total	Foreign																	
Cannes (F)																									
MIPCOM - CANNES	1	5/10	8/10	24 292	20 995	18 930	3 297	3 106	65	2 028	1 832	1 593	1 452	T	12 709	11 786	621	9	21						
MIPIM - CANNES	1	10/3	13/3	17 205	14 906	11 672	2 299	1 577	61	2 449	2 206			T	24 020	17 780	621	9	15						
TFWA WORLD EXHIBITION	1	18/10	23/10	21 625	21 625	15 509	0	0	37	482	337			T	16 957	15 464	705	9	4						
Carrara Marina / MS (I)																									
SEATEC / COMPOTEC	1	5/2	7/2	5 261	5 261	1 201	0	0	19	326	67	147	117	T	7 875	855	114	5	26						
Castres (F)																									
FOIRE EXPOSITION - CASTRES	1	18/9	27/9	9 135	3 597	0	5 538	0	0	179	0			P	31 371	0	306	9	27						
LOGIS LOISIRS EXPO - CASTRES	1	17/4	19/4	1 980	1 770	0	210	0	0	86	0			P	free entry		306	9	13						
Catania (I)																									
EXPOBIT	1	15/12	17/12	2 100	2 100	300			45	50	5	50	5	T/P	30 200	200	404	5	15						
Cergy-Pontoise (F)																									
MARCHE DE L'HISTOIRE - PONTOISE	1	11/4	12/4	4 085	4 085	1 636	0	0		288	96			P	4 977	0	45	8	3						
SALON DU MARIAGE	1	31/1	1/2	1 485	1 485	13	0	0		121	3			P	26 648	0	642	8	3						
Cernobbio (I)																									
COMOCREA TEXTILE DESIGN SHOW	2x1	30/3	31/3	1 000	1 000	500	0	0	3	24	13	0	0	T	260	80	144	5	25						
COMOCREA TEXTILE DESIGN SHOW	2x1	26/10	27/10	1 000	1 000	500	0	0	3	23	12	0	0	T	306	115	144	5	25						
PROPOSTE - FIERA PRODUTTORI TESSUTO D'ARREDAMENTO E TENDAGGIO	1	27/4	29/4	5 448	5 448	2 338	0	0	9	93	48	0	0	T	6 231	4 189	600	5	25						
Chalons-en-Champagne(F)																									
AUTO MOTO QUAD - CHALONS EN CHAMPAGNE	1	20/3	23/3	11 878	5 345	0	6 533	0	2	31	0			P	5 773	0	745	9	16						
FOIRE EXPOSITION - CHALONS EN CHAMPAGNE	1	28/8	7/9	64 146	10 285	147	53 861	700	9	618	12	15	0	P	257 001	0	745	9	27						
HABITAT-METIERS D'ART-ENVIRONNEMENT - CHALONS EN CHAMPAGNE	1	13/3	16/3	5 008	5 008	18	0	0	2	193	1			P	9 033	0	745	9	13						
MARIAGE - CHALONS EN CHAMPAGNE	1	17/10	18/10	333	333	0	0	0	0	30	0			P	1 475	0	745	9	27						
SALON DE L'HABITAT - CHALONS EN CHAMPAGNE	1	13/3	16/3	5 008	5 008	18	0	0	2	193	1			P	9 033	0	745	9	13						
Chalon-sur-Saône(F)																									
HABITAT ET IMMOBILIER - CHALONS SUR SAÛNE	1	13/3	16/3	1 376	1 276	0	100	0	0	95	0			P	6 398	0	417	9	15						
Chambéry (F)																									
FOIRE EXPOSITION - CHAMBERY	1	12/9	21/9	20 950	10 664	72	10 287	0	5	349	5			P	71 713	0	651	9	27						
HABITAT ET JARDIN - CHAMBERY	1	10/4	13/4	9 254	5 331	9	3 923	0	1	275	1	102	0	P	18 825	0	651	9	13						
SAVEURS & TROISIRS - CHAMBERY	1	27/11	29/11	2 347	2 347	84	0	0	2	133	6			P	17 826	0	651	9	2						
Charleroi (BE)																									
SALON DES ARTS MENAGERS	1	31/10	15/11	16 079	16 079					412				P	138 059		126		2						
SALON IDEES VACANCES	1	15/1	18/1	3 000	3 000					149				P	15 656		126		6						
SALON MAISON ET JARDIN	1	21/3	29/3	6 500	6 500					213				P	16 257		126		3, 5, 12						
Chartres (F)																									
JOURNÉES LAMIRAUT OCCASIONS - CHARTRES	1	30/10	1/11	4 200	4 200	0	0	0	0	7	0			P	1 927	0	442	8	16						
LES ARTISANALES - CHARTRES	1	9/10	12/10	5 104	4 877	18	227	0	2	377	2			P	42 250	0	125	9	27						
VINS ET GASTRONOMIE - CHARTRES	2x1	27/3	29/3	781	781	0	0	0	0	69	0			P	5 510	0	338	9	2						
VINS ET GASTRONOMIE - CHARTRES	2x1	23/10	26/10	1 609	1 609	0	0	0	0	147	0			P	14 073	0	338	9	2						
Chateaubriant (F)																									
FOIRE EXPOSITION - CHATEAUBRIANT	1	11/9	14/9	31 336	4 110	0	27 226	0	0	410	0	1	0	P	42 960	0	304	9	27						
Chatellerault (F)																									
BOURSE D'ECHANGE DE PIECES AUTO RETRO - POITIERS	1	21/3	22/3	5 468	5 468	0	0	0	0	196	0			P	free entry		48	8	16						
EMMAUS - CHATELLERAULT	1	23/10	25/10	1 066	1 066	0	0	0	0	1	0			P	3 900	0	142	8	3						
FESTIVAL DU CHOCOLAT ET SPECIALITES DE FRANCE	1	9/10	11/10	801	405	0	396	0	0	35	0			P	11 426	0	748	9	2						
Chelyabinsk (RU)																									
Ural Industrial and Economic Week	1	14/4	17/4	510	510	100	0	0	7	83	9	0	0	T	1 820	72	776		19						

2015 EVENTS BY CITY


	Interval Year	Opening date	Closing date	Space					Exhibitors					Visitors			Organizer	Auditor	Industry sector		
				Rented Space (sq.m)					Exhibitors with their own			Represented firms		Admission for Trade/Public							
				Total	Halls		Open air		from ... countries	Total	Foreign	Total	Foreign		Total	Foreign					Total
					Total	Foreign	Total	Foreign						Total							
Chemnitz (D)																					
Baumesse Chemnitz - trade fair of construction	1	30/1	1/2	4 063	3 920	92	143		4	265	5	27		P	9 137		111	10	5		
COMMCAR - Commercial Vehicle Exhibition	2	1/10	4/10	4 320	2 840	9	1 480		3	80	2	1		T/P	2 320		111	10	26		
Cherbourg (F)																					
VINS ET GASTRONOMIE - CHERBOURG	1	11/12	13/12	372	372	0	0	0	0	56	0			P	4 053	0	338	9	2		
Chisinau (MD)																					
Moldagrotech	1	4/3	7/3	6 218	1 303	498	4 915	20	14	140	52	0	0	T	14 490	725	527		1		
Moldagrotech	1	21/10	24/10	3 679	987	250	2 692	162	10	126	26	80	0	T	15 900	795	527		3		
Clermont Ferrand (F)																					
CARREFOUR NATIONAL DE LA PECHE ET DES LOISIRS	1	16/1	18/1	5 101	5 101	579	0	0		127	8			P	16 651	0	121	8	3		
ID CREATIVES - CLERMONT FERRAND	1	5/11	8/11	986	986	83	0	0	5	93	7			P	11 545	0	337	9	3		
FOIRE INTERNATIONALE - CLERMONT-COURNON	1	5/9	14/9	46 255	11 620	239	34 635	150	14	582	19	4	0	P	107 666	0	308	9	27		
SALONS CE CLERMONT-FERRAND	1	13/10	13/10	190	190	5	0	0	1	37	1	2	0	T	231	0	138	9	4		
SOMMET DE L'ELEVAGE	1	7/10	9/10	75 788	11 789	1 099	63 999	7 494	28	1 289	194	113	69	T	64 787	2 768	679	9	1		
VINS DES VIGNERONS INDEPENDANTS DU LANGUEDOC ROUSSILLON	1	16/10	18/10	414	414	0	0	0	0	69	0			P	7 315	0	277	9	2		
Cluj (RO)																					
Agraria	1	24/4	27/4	9 360	1 753	800	7 607	2 344	9	264	81			T/P	27 756		179	4	1		
Colmar (F)																					
ENERGIE HABITAT - COLMAR	1	13/3	16/3	5 851	5 851	248	0	0		271	14			P	12 132	0	137	8	5		
FOIRE EXPOSITION - COLMAR	1	7/8	16/8	26 081	26 081	467	0	0		339	14			P	247 821	0	137	8	27		
LIVRE - COLMAR	1	21/11	22/11	1 707	1 707	52	0	0		189	6			P	19 900	0	93	8	27		
MAISON & DECORATION - COLMAR	1	16/10	19/10	3 503	3 503	87	0	0		188	4			P	16 661	0	137	8	13		
SITV - COLMAR	1	6/11	8/11	5 023	5 023	1 568	0	0	28	410	184			P	18 457	0	137	8	3		
Çorum (TR)																					
Çorum Tarım Fuarı 2015, Çorum Tarım ve Hayvancılık Fuarı	1	26/11	29/11	8 000	8 000	0			0	77	0	77	0	T/P	90 000	0	75	17	1		
Cremona (I)																					
BIOENERGY ITALY	1	25/2	27/2	1 115	1 115	456	0	0	9	52	23	17	8	T	2 196	189	160	5	1		
CREMONA MONDOMUSICA	1	25/9	27/9	2 828	2 828	1 688	0	0	26	206	125	15	11	T	8 245	1 807	160	11	3		
CREMONA PIANOFORTE	1	25/9	27/9	522	522	0	0	0	1	13	0	18	5	T	incl. in CREMONA MOND		160	11	3		
FIERA INTERNAZIONALE ZOOTECNICA DI CREMONA	1	28/10	31/10	20 058	16 869	2 855	3 189	222	15	318	50	54	17	T	27 487	2 529	160	11	1		
TRIENNALE INTERNAZIONALE DEGLI STRUMENTI AD ARCO ANTONIO STRADIVARI	3	4/9	11/10	610	610	0	0	0		126		0		T/P	1 000		313	5	27		
Debrecen (HU)																					
FARMEREXPO	1	18/8	22/8	11 576	5 503	247	6 073	1 211	6	270	36			T/P	24 230		765	4	1		
Denizli (TR)																					
AEGEANAGRI 11.Ege Tarım Sera ve Hayvancılık Fuarı	1	11/3	15/3	26 910	26 910	5 550			0	205	24	205	24	T/P	157 416	480	560	17	1		
Endüstri 2015 Denizli Metal İşleme, Kaynak, Delme, Kesme Teknolojileri Fuarı	1	1/10	4/10	4 500	4 500	0			0	73	35	73	35	T/P	3 500	0	3	17	19		
Dijon (F)																					
ANTIQUAIRES, BROCANTE ET ART CONTEMPORAIN - DIJON	1	23/5	31/5	1 155	1 155	12	0	0	1	59	1			P	7 675	0	176	9	3		
CHOCOLAT - DIJON	1	6/3	8/3	462	462	0	0	0	0	34	0			P	9 087	0	550	8	2		
FLORISSIMO - DIJON	5	19/3	29/3	2 945	2 945	143	0	0	4	98	6	17	0	P	153 004	0	176	9	1		
FOIRE INTERNATIONALE ET GASTRONOMIQUE - DIJON	1	30/10	11/11	13 957	13 957	1 241	0	0	23	545	60	372	15	P	160 377	0	176	9	27		
HABITAT ET DEVELOPPEMENT DURABLE- DIJON	1	12/2	16/2	3 221	3 221	54	0	0	1	185	1	183	4	P	12 407	0	176	9	15		
L'ÉTUDIANT - DIJON	1	12/12	12/12	650	650	0	0	0	0	66	0			P	2 641	0	346	9	8		
PATRIMOINE - DIJON	1	10/4	12/4	434	434	0	0	0	0	32	0			P	1 547	0	417	9	15		
SALONS CE DIJON	1	13/10	13/10	260	260	10	0	0	2	51	2	3	0	T	375	0	138	9	4		

2015 EVENTS BY CITY

	Interval Year	Opening date	Closing date	Space				Exhibitors				Visitors				Organizer	Auditor	Industry sector		
				Rented Space (sq.m)				Exhibitors with their own		Represented firms		Admission for Trade/Public								
				Total	Halls		Open air		from ... countries	Total	Foreign				Total					Foreign
					Total	Foreign	Total	Foreign				Total	Foreign	Total						
Diyarbakir (TR)																				
1.Mezopotamya Mücevher Fuarı	1	24/4	26/4	2 410	2 410	0			1	82	0	82	0	T/P	3 758	512	662	17	24	
Diyarbakir 7.Tarım-Hayvancılık Fuarı	1	7/4	11/4	6 533	6 533	400			4	86	4	86	4	T/P	94 545	114	738	17	1	
Ortadoğu 6.Belediye İhtiyaçları Fuarı	1	7/5	10/5	1 397	1 397	28			1	24	0	24	0	T/P	13 544	146	738	17	10	
Ortadoğu 7.İnşaat Fuarı	1	7/5	10/5	1 977	1 977	0			0	40	0	40	0	T/P	13 544	146	738	17	5	
Dortmund (D)																				
DKM - Finance and insurance	1	28/10	29/10	7 716	7 716	98	0		7	284	9			T	11 174	84	86	10	4	
elektrotechnik	2	18/2	20/2	13 904	13 904	389	0		11	396	17	5		T/P	18 813	151	511	10	26	
InterTabac / InterSupply	1	18/9	20/9	18 624	18 624	8 166	0		51	532	336	1		T	11 567	4 627	511	10	1	
Douai (F)																				
FOIRE EXPOSITION REGIONALE - DOUAI	1	5/9	14/9	8 841	6 985	0	1 856	0	0	246	0			P	76 610	0	624	9	27	
GASTRONOMIE - DOUAI	1	20/11	22/11	342	342	0	0	0	0	42	0			P	3 365	0	624	9	2	
HABITAT DECO JARDIN - DOUAI	1	16/1	18/1	698	698				1	53	1			P	1 474	0	624	9	13	
L'OCCASION DES VEHICULES DE LOISIRS - DOUAI	1	19/2	22/2	3 900	3 900	0	0	0	0	13	0			P	2 000	0	624	9	3	
MARIAGE - DOUAI	1	16/1	18/1	990	990	0	0	0	0	85	0			P	3 602	0	624	9	27	
SEPEM INDUSTRIES NORD - DOUAI	1	27/1	29/1	7 126	7 126	336	0	0	0	483	24			T	6 766	550	239	8	19	
VEHICULES DE LOISIRS - DOUAI	1	24/10	2/11	13 276	13 276	0	0	0	0	19	0			P	18 688	0	624	9	3	
Düsseldorf (D)																				
 A + A - Safety, Security and Health at Work	2	27/10	30/10	68 245	67 861	38 530	384	246	55	1 897	1 323			T	65 244	20 878	491	10	7	
 BEAUTY INTERNATIONAL	1	27/3	29/3	22 139	22 139	2 638	0		28	648	129			T	67 086	4 763	491	10	14	
 boot - Düsseldorf - International Boat Show	1	17/1	25/1	90 254	90 144	49 913	110	90	57	1 781	918			T/P	236 790	40 491	491	10	3	
 CARAVAN SALON	1	28/8	6/9	94 660	93 070	21 563	1 590	231	30	544	176			T/P	203 116	26 405	491	10	4	
 Energy Storage Europe	1	9/3	11/3	738	738	141	0		12	93	20			T	1 813	672	491	10	9	
 EuroCIS - The Leading Trade Fair for Retail Technology	1	24/2	26/2	9 130	9 130	3 295	0		23	320	131			T	8 866	3 812	491	10	12, 21	
 GDS/Tag It! Winter	1	4/2	6/2	35 750	35 750	22 247	0		40	909	654			T	16 302	7 662	491	10	25	
 GDS/Tag it! Sommer	1	29/7	31/7	34 849	34 849	21 914	0		45	931	695			T	15 324	6 743	491	10	25	
 GIFA - International Foundry Trade Fair with WFO Technical Forum	3	16/6	20/6	47 698	47 366	23 191	332	72	47	942	593			T	48 783	26 343	491	10	19	
 MEDICA / COMPAMED	1	16/11	19/11	127 704	127 338	84 684	366		72	5 750	4 439			T	123 456	75 555	491	10	22	
 METEC - International Metallurgical Technology Trade Fair with Congresses	3	16/6	20/6	21 782	21 342	12 768	440	70	35	525	342			T	17 746	9 405	491	10	19	
 NEWCAST - International Trade Fair for Precision Castings	3	16/6	20/6	7 017	7 017	5 470	0		33	434	369			T	3 973	2 622	491	10	19	
 ProWein - Intern. Trade Fair Wines and Spirits	1	15/3	17/3	67 138	67 138	47 489	0		50	5 982	5 025	514	467	T	52 393	20 433	491	10	2	
 PSI - The Leading European Trade Show of the Promotional Product Industry	1	7/1	9/1	27 363	27 363	13 005	0		37	880	442			T	16 290	8 785	615	10	4	
 REHACARE INTERNATIONAL	1	14/10	17/10	20 044	19 960	7 278	84		38	758	395			T	38 927	5 450	491	10	22	
 THERMPROCESS	3	16/6	20/6	10 389	10 389	4 480	0		30	314	148			T	7 196	3 670	491	10	5, 19	
 TOP HAIR International Trend & Fashion Days	1	28/3	29/3	5 992	5 992	535	0		12	148	28			T	30 972	2 013	491	10	14	
 TourNatur	1	4/9	6/9	4 093	4 093	553	0		16	261	84			P	44 989	1 800	491	10	4	See note
 viscom düsseldorf	2	4/11	6/11	8 075	8 075	2 412	0		28	302	115			T	10 013	2 403	615	10	21	
<i>Note: Visitor attendance determined by a representative poll in the combination of Caravan Salon/TourNatur. Multiple answers were permitted.</i>																				
Edirne (TR)																				
Edirne Gıda, Tarım, Hayvancılık, Sanayi Fuarı 2015	1	22/7	26/7	7 599	7 599	0			0	39	0	39	0	T/P	65 000	0	626	17	1	
Ekaterinburg (RU)																				
EXPOMBEL-URAL	1	22/9	25/9	2 135	2 135	274	0	0	8	117	11	15	2	T/P	incl. in LESPROM-URAL		405	14	12	
LESPROM-URAL	1	22/9	25/9	1 042	633	335	409	119	6	66	20	18	2	T/P	6 390	60	405, 175	14	1	
Erfurt (D)																				
Rapid. Tech - Trade fair and user's conference for rapid technology	1	10/6	11/6	1 749	1 641	135	108		9	139	18			T/P	4 074	343	492	10	19	
Thüringen-Ausstellung - Handicraft and Consumer Goods Exhibition	1	28/2	8/3	13 846	13 846	425	0		15	692	25	53	1	P	72 873		610	10	27	

2015 EVENTS BY CITY

	Interval Year	Opening date	Closing date	Space				Exhibitors				Visitors				Organizer	Auditor	Industry sector		
				Rented Space (sq.m)				Exhibitors with their own		Represented firms		Admission for Trade/Public		Total						
				Total	Halls	Open air		from ... countries	Total	Foreign	Total	Foreign	Total	Foreign	Total					Foreign
	Total	Foreign	Total	Foreign																
Eskişehir (TR)																				
Eskişehir 5.Tarım Fuarı	1	2/4	5/4	7 150	7 150	785			0	160	12	160	12	T/P	81 300	34	253	17	1	
Essen (D)																				
EQUITANA - Equestrian Sports World Fair	2	14/3	22/3	33 733	33 733	9 023	0		23	850	248			T/P	169 147	15 223	615	10	3	
E-world energy & water	1	10/2	12/2	22 521	22 503	3 224	18		26	629	113			T	20 371	3 687	494	10	9	
IPM Essen - The world's leading trade fair for horticulture	1	27/1	30/1	43 235	43 235	24 610	0		49	1 602	1 019			T	41 856	16 994	493	10	1	
Ferrara (I)																				
REMTECH	1	23/9	25/9	1 900	1 900	0	0	0	7	230	30	0	0	T	4 605	600	287	5	10	
Firenze (I)																				
BIENNALE INTERNAZIONALE DELL'ARTE	2	25/9	4/10	1 595	1 595	325	0	0	7	79	25	0	12	T/P	32 003	0	248	5	3	
FRAGRANZE	1	11/9	13/9	1 129	1 129	252	0	0	0	101	34	0	0	T/P	3 750	648	577	5	14	
MODAPRIMA	2x1	22/5	24/5	1 094	1 094	60	0	0	0	57	3	0	0	T	1 620	789	577	5	25	
MODAPRIMA	2x1	20/11	22/11	1 034	1 034	88	0	0	0	66	5	0	0	T	1 705	789	577	5	25	
MOSTRA INT.LE ARTIGIANATO	1	24/4	3/5	11 132	9 961	2 969	1 171	0	0	727	239	0	0	T/P	99 925	0	302	11	13	
PITTI IMMAGINE BIMBO	2x1	22/1	24/1	17 439	17 439	5 243	0	0	0	367	157	0	0	T	7 273	2 370	577	5	25	
PITTI IMMAGINE BIMBO	2x1	25/6	27/6	17 059	17 059	5 197	0	0	0	365	156	0	0	T	6 112	2 194	576	5	2	
PITTI IMMAGINE FILATI	2x1	28/1	30/1	7 057	7 057	487	0	0	0	84	13	0	0	T	4 475	1 860	576	5	2	
PITTI IMMAGINE FILATI	2x1	1/7	3/7	7 843	7 843	917	0	0	0	112	27	0	0	T	5 643	2 821	577	5	25	
PITTI IMMAGINE UOMO	2x1	13/1	16/1	34 378	34 378	10 828	0	0	0	1 032	364	0	0	T	39 815	11 539	577	5	25	
PITTI IMMAGINE UOMO	2x1	16/6	19/6	34 201	34 201	10 007	0	0	0	1 060	386	0	0	T	25 963	9 029	577	11	25	
Foggia (I)																				
FIERA INTERNAZIONALE DELL'AGRICOLTURA E ZOOTECNIA	1	30/4	3/5	33 649	33 649	0	0	0	0	128	3	16	16	T/P	74 945	1 512	190	5, 11	1	See note
<i>Note: visitors audited per n°5 and other figures by n°12.</i>																				
Forlì (I)																				
FIERAVICOLA	2	15/4	17/4	3 816	3 816	749	0	0	14	150	27	51	26	T	4 282	779	291	11	1	
Frankfurt/Main (D)																				
Ambiente	1	13/2	17/2	189 930	189 930	128 357	0		95	4 814	3 726			T	134 620	70 893	496	10	13	
Christmasworld	1	30/1	3/2	54 026	54 026	33 658	0		42	911	707			T	36 148	20 757	496	10	13	See note
Creativeworld	1	31/1	3/2	10 929	10 929	6 427	0		30	286	215			T	8 432	4 231	496	10	3	See note
FACILITY MANAGEMENT	1	24/3	26/3	2 836	2 836	82	0		6	139	7	16		T	4 769	173	484	10	5	
formnext powered by TCT - Additive technologies and tool making	1	17/11	20/11	6 218	6 218	2 114	0		27	203	99	3	3	T	8 982	3 753	484	10	19	
Heimtextil	1	14/1	17/1	119 170	119 170	94 749	0		68	2 723	2 397			T	67 861	45 937	496	10	25	
ISH	2	10/3	14/3	171 984	170 606	71 960	1 378	813	59	2 465	1 503			T	196 777	75 819	496	10	5	
Musikmesse - the biggest fair for musical instruments and the music business	1	15/4	18/4	35 061	34 562	21 679	499	239	51	1 310	903			T/P	65 355	21 587	496	10	3	See note
Paperworld - Intern. Trade Fair for Stationery, Office Supplies and Writing Instruments	1	31/1	3/2	44 894	44 894	31 259	0		60	1 636	1 352			T	39 287	25 753	496	10	3	See note
ProLight + Sound	1	15/4	18/4	35 909	34 673	21 188	1 236	516	41	920	564			T	43 054	21 001	496	10	21	See note
Techtextil	2	4/5	7/5	31 704	31 704	20 174	0		52	1 393	944			T	28 491	16 802	496	10	19	See note
Tendence	1	29/8	1/9	48 140	48 140	16 188	0		47	1 100	410			T	27 466	4 953	496	10	13	
Texprocess	2	4/5	7/5	14 071	14 071	7 821	0		33	273	163			T	13 335	7 679	496	10	19	See note
<i>Note: ascertained by a representative poll</i>																				
Gaziantep (TR)																				
2.Gaziantep Mobilya, Dekorasyon, Orman Ürünleri ve Mobilya Aksesuarları Fuarı	1	7/5	10/5	13 643	13 643	749			8	100	8	100	6	T/P	22 356	708	227	17	12	
Domotex Gaziantep Makine Halısı, Yer Döşemeleri, Halı ve Dokuma Makine ve Teknolojileri	1	25/5	28/5	22 025	22 025	1 896			13	205	36	205	3	T/P	8 734	1 272	358	17	12	
Gapfood 11.Gıda, Gıda Teknolojileri ve Ambalaj Fuarı	1	5/2	8/2	666	666	12			0	26	1	26	1	T/P	12 800	430	29	17	2	
Gapplast Plastik, Ambalaj, Kimya Teknolojileri, Hammadde ve Ürünleri	1	9/9	12/9	9 500	9 500	44			2	97	4	97	1	T/P	8 500	440	29	17	17	
Gapshoes 21.Uluslararası Ayakkabı, Terlik, Saracıye ve Yan Sanayi Fuarı	1	10/6	13/6	5 062	5 062	6			0	104	1	104	1	T/P	13 500	390	29	17	25	

2015 EVENTS BY CITY

	Interval Year	Opening date	Closing date	Space				Exhibitors						Visitors				Organizer	Auditor	Industry sector	
				Rented Space (sq.m)				Exhibitors with their own			Represented firms			Admission for Trader/Public							
				Total	Halls		Open air		from ... countries	Total	Foreign	Total	Foreign	Total	Foreign	Total	Foreign				
Gaziantep (TR)																					
	1	16/12	19/12	17 000	17 000	900			13	250	23	250	10	T/P	30 000	1 750	29	17	25		
	1	5/2	8/2	7 456	7 456	1 516			4	103	8	103	8	T/P	35 000	531	29	17	1		
	1	2/4	5/4	10 000	10 000	4 000			0	81	60	81	60	T/P	9 500	942	3	17	19		
	1	19/2	22/2	8 352	8 352				2	151		151	1	T/P	12 400	350	29	17	25		
	1	10/6	13/6	2 978	2 978	0			0	82	0	82	0	T/P	11 000	280	29	17	25		
Gdansk (PL)																					
	1	25/3	28/3	5 288	5 288	1 271	0	0	17	458	97			T	6 734	1 524	532	4	24		
	1	27/8	29/8	2 260	2 260	833	0	0	10	204	66			T/P	3 404	388	532	4	24		
	2	7/9	9/9	2 955	2 955	489	0	0	10	143	23			T	free entry		781	4	26		
	2	27/5	29/5	311	311	24	0	0	2	20	1			T	5 967	1 193	532	4	2		
	1	3/10	4/10	1 827	1 787	74	40	0	4	276	4			P	6 997		532	4	14		
	2	27/5	29/5	299	299	21	0	0	2	34	2			T	incl. in Baltpiek		532	4	2		
	1	28/2	1/3	770	770	78	0	0	5	36	4			P	9 024		532	4	3		
	1	4/2	5/2	662	662	28	0	0	4	65	3			T	2 270		194	4	2		
	1	11/4	12/4	2 671	2 641	72	30	0	6	186	7			P	12 984		532	4	27		
	2	27/5	29/5	286	286	6	0	0	2	26	1			T	incl. in Baltpiek		532	4	2		
	1	12/12	13/12	1 471	1 471	34	0	0	3	28	4			P	2 374		532	4	3		
	1	21/11	22/11	1 504	1 504	88	0	0	4	56	4			P	7 609		532	4	3		
	2	27/5	29/5	1 599	1 435	132	164	0	7	94	10			T	incl. in Baltpiek		532	4	2		
	1	22/10	23/10	747	747	6	0	0	3	41	2			T	3 176		532	4	19		
	2	22/9	25/9	14 622	11 532	2 295	3 090	0	18	596	190			T	15 473	6 189	532	4	26		
Gdynia (PL)																					
	1	30/7	2/8	3 791	0	0	3 791	44	5	137	4			P	10 200		535	4	3		
Geneva (CH)																					
	1	29/1	1/2	7 600	7 600	5 100			13	95	45			P	14 500	10 200	566		3		
	3	3/11	8/11	14 000	14 000				1	200	0			P	70 000		130		8		
	1	19/5	21/5	20 100	20 100	19 100			39	478	449			T	12 700	12 100	541		20		
	1	2/6	5/6	12 300	12 300	3 100			12	867	185			T	20 600	3 700	566		19		
	1	13/11	22/11	32 500	32 500	6 500			8	495	100			P	145 000	29 000	566		27		
	1	29/4	3/5	11 900	11 900	5 900			14	520	115			P	95 000	19 000	566		8		
	1	19/1	23/1	31 000	31 000				2	16	0			T	14 500	13 100	312		24		
	1	5/3	15/3	79 100	79 100	71 190			50	200	80			T/P	684 000	184 700	566		16		
	1	15/4	19/4	4 500	4 500	4 200			48	752	684			T/P	58 300	20 400	597		19		
	1	5/5	7/5	14 600	14 600	12 400			46	820	787			T	15 600	13 300	392		22		
Genova (I)																					
	1	30/9	5/10	42 297	12 690		29 607		36	390	46	174	156	T/P	115 180	n.d.	373	5	3, 26		
Ghent (BE)																					
	1	14/02	22/02	11 947	11 947	2 968	0	0	10	119	58	10	3	P	30 873		51		3		
	1	03/10	11/10	23 213	23 213	182			5	457	5	4	0	P	60 807		51		3, 5, 9		
	1	30/10	02/11	8 976	8 976	951	0	0	6	248	44	30	0	P	29 071		51		2		
	1	26/09	27/09	6 833	6 833		0	0	14	289	198	0	0	P	42 639	5 035	51		3, 12		
	1	12/9	20/9	30 000	30 000				8	211	24			P	79 310		382		27		
	1	27/03	29/03	8 000	8 000	249	0	0	4	163	20	163	20	P	11 200		711		12		
	1	15/11	19/11	27 085	27 085	3 058	0	0	13	683	115	647	112	T	52.375	3.787	51		3, 12		
	1	8/10	8/10	3 000	3 000					78	0			T	449		382		19		
	1	1/2	4/2	23 000	23 000	4 391	0	0	11	202	94	202	94	T	8 753	3 295	711		12		
Giresun (TR)																					
	1	4/6	7/6	1 800	1 800	0			0	46	0	46	0	T/P	16 000	0	554	17	27		

2015 EVENTS BY CITY

	Interval Year	Opening date	Closing date	Space				Exhibitors						Visitors				Organizer	Auditor	Industry sector			
				Rented Space (sq.m)				Exhibitors with their own			Represented firms			Admission for Trade/Public		Total							
				Total	Halls		Open air		from ... countries	Total	Foreign	Total	Foreign	Total	Foreign	Total	Foreign					Total	Foreign
					Total	Foreign	Total	Foreign															
Gothenburg (S)																							
	Båtmässan	1	30/1	8/2	16 920	16 845			75		7	297			0		P	59 922		718	15	26	
	Elfack	2	5/5	8/5	16 238	16 124			114		38	411			518		T	18 472		718	15	18	
	Leva & Fungera	2	14/4	16/4	5 318	5 260			58		6	246			6		T/P	11 392		718	15	22	
	Logistik & Transport	1	18/5	20/5	6 139	6 029			110		9	154			54		T	4 636		718	15	26	
	Vitalis	1	22/4	24/4	2 037	2 037			0		9	110					T	2 341		718	15	22	
Graz (AUT)																							
	Häuslbauer	1	15/1	18/1	15 642	15 589	1 103		53	0	9	436	46		8	0	P	33 602		489	1	5	
Grenoble (F)																							
	ARTISA - GRENOBLE	1	25/11	29/11	2 842	2 842	0		0	0	0	203	0		1	0	P	27 858	0	32	9	3	
	BOIS ET HABITAT DURABLE - GRENOBLE (SALON EUROPEEN)	1	12/3	15/3	1 156	1 135	42		21	0	4	75	4				P	7 463	0	32	9	15	
	CHOCOLAT - GRENOBLE	1	20/11	22/11	512	512	0		0	0	0	37	0				P	9 575	0	550	8	2	
	CREATIVA - GRENOBLE	1	29/1	1/2	1 387	1 387	59		0	0	4	89	6				P	11 954	0	32	9	3	
	FOIRE INTERNATIONALE - GRENOBLE	1	6/11	15/11	17 722	17 388	651		334	0	13	407	30				P	103 970	0	32	9	27	
	NATURISSIMA - GRENOBLE	1	25/11	29/11	1 940	1 936	32		4	0	2	192	5				P	27 637	0	32	9	10	
	SALONS CE CONTACT GRENOBLE	1	29/9	29/9	320	320	0		0	0	0	63	0		4	0	T	265	0	138	9	4	
Hamburg (D)																							
	hanseboot - Hamburg International Boat Show	1	31/10	8/11	22 374	21 481	3 757		893	437	22	573	101				T/P	69 111	3 801	354	10	3	
	INTERNORGA	1	13/3	18/3	53 231	52 297	6 502		934	24	24	1 241	201				T	93 174	5 031	354	10	2	
	Nordstil Summer - Regional Order Days	1	25/7	27/7	34 547	34 547	7 229		0		20	861	160				T	15 062	594	496	10	13	
	Nordstil Winter - Regional Order Days	1	17/1	19/1	38 236	38 236	6 453		0		18	945	138				P	21 061	309	496	10	13	
	REISEN HAMBURG - The Holiday, Caravanning, Outdoor and Cycling Exhibition	1	4/2	8/2	25 450	25 450	2 053		0		50	873	185				P	69 192	346	354	10	4	
Hannover (D)																							
	ABF - The Leisure- and Sales Exhibition	1	11/2	15/2	28 198	27 823	538		375		18	417	42				P	77 861		266	10	3	
	AGRITECHNICA	2	8/11	14/11	232 289	228 552	114 482		3 737	1 567	52	2 892	1 622	46		31	T/P	452 471	98 186	178	10	1	
	B.I.G. - Building, Real Estate and Garden Exhibition	1	4/3	8/3	8 360	8 360	238		0		6	273	6				P	17 416		266	10	5	
	BIOTECHNICA/LABVOLUTION	2	6/10	8/10	7 120	7 120	1 757		0		26	424	144				T	9 755	1 590	174	10	22	
	CeBIT	1	16/3	20/3	134 684	132 772	35 653		1 912		68	3 134	1 613				T	193 297	40 786	174	10	21	
	didacta - The Education Trade Fair	1	24/2	28/2	31 867	31 819	1 258		48		36	742	75				T	70 891	992	174	10	8	
	DOMOTEX HANNOVER - The World of Flooring	1	17/1	20/1	85 406	85 406	72 461		0		63	1 316	1 158				T	37 929	24 426	174	10	12	
	HANNOVER MESSE	1	13/4	17/4	229 791	228 030	88 627		1 761	127	69	6 484	3 785				T	216 646	64 561	174	10	19	
	Hannover Messe: ComVac	2	13/4	17/4	13 155	13 118	7 395		37	21	22	204	154				T	28 814	11 727	174	10	19	See note
	Hannover Messe: Digital Factory	1	13/4	17/4	7 484	7 245	2 384		239		16	221	45				T	45 496	14 559	174	10	19	See note
	Hannover Messe: Energy	1	13/4	17/4	38 815	38 604	16 893		211	50	47	1 128	677				T	79 942	26 061	174	10	9	See note
	Hannover Messe: Industrial Automation	1	13/4	17/4	61 781	60 905	11 601		876	14	36	1 043	415				T	127 171	44 383	174	10	19	See note
	Hannover Messe: Industrial Supply	1	13/4	17/4	31 280	31 280	18 604		0		47	1 651	1 209				T	65 427	26 367	174	10	19	See note
	Hannover Messe: MDA - Motion, Drive & Automation	2	13/4	17/4	44 244	44 052	25 242		192	42	38	1 195	899				T	81 026	28 845	174	10	19	See note
	Hannover Messe: MobilitTec	1	13/4	17/4	2 751	2 645	328		106		12	120	25				T	25 998	7 669	174	10	19	See note
	Hannover Messe: Research & Technology	1	13/4	17/4	8 279	8 279	1 062		0		17	392	108				T	48 095	12 168	174	10	19	See note
	Hannover Messe: Surface Technology	2	13/4	17/4	5 222	5 222	957		0		21	193	56				T	33 580	10 914	174	10	19	See note
	Hannover Messe: Wind	2	13/4	17/4	3 305	3 205	340		100		10	76	17				T	51 128	13 856	174	10	9	See note
	infa - Information and Sales Exhibition	1	10/10	18/10	35 671	34 799	3 345		872	48	30	1 398	150				P	177 353		266	10	27	
	INTERSCHUTZ - Intern. Exhibition for Fire Prevention, Disaster Relief, Rescue, Safety and SecurityDER ROTE HAHN	5	8/6	13/6	104 149	80 278	27 168		23 871	11 595	51	1 453	786				T/P	156 844	21 488	174	10	7	
	LIGNA	2	11/5	15/5	115 537	102 990	52 502		12 547	3 649	46	1 552	864				T	93 099	37 053	174	10	1,12	
	Pferd & Jagd - Europe's biggest exhibition for equestrian sports, hunting and fishing	1	3/12	6/12	25 615	25 519	2 570		96		25	854	98				P	91 792		266	10	3	
	PSI PROMOTION WORLD	1	17/3	19/3	1 712	1 712	153		0		10	96	13				T	9 815	1 934	174	10	4	

Note: Visitor attendance determined by a representative poll at Hannover Messe. Multiple answers were permitted






2015 EVENTS BY CITY

	Interval Year	Opening date	Closing date	Space				Exhibitors				Visitors				Organizer	Auditor	Industry sector		
				Rented Space (sq.m)				Exhibitors with their own		Represented firms		Admission for Trade/Public								
				Total	Halls		Open air		from ... countries	Total	Foreign	Total	Foreign	Total	Foreign					Total
Helsinki (SF)																				
Bicycle, Fitness, Golf, Outdoor, Kuva & Kamera, Ball Sports, Helsinki Horse Fair	1	6/3	8/3	10 748	10 748		0		22	424		0		P	46 060		716	13	3	
Business Days 2015	1	23/9	24/9	1 075	1 075		0		7	89		0		T	4 464		716	13	4	
Caravan 2015	1	16/1	18/1	3 710	3 710		0		3	31		0		P	61 713		716	13	3	See note 1
ChemBio Finland 2015	2	18/3	19/3	1 796	1 796		0		8	97		0		T	4 180		716	13	17	
Child Fair, Arts & Craft Fair, OutletExpo, ModelExpo 2015	1	10/4	12/4	5 431	5 431		0		9	358		0		P	53 077		716	13	3	
Educa 2015	1	23/1	24/1	3 861	3 861		0		5	321		0		T	14 027		716	13	8	
Elma, Forest Fair, Arts & craft Fair, OutletExpo	1	6/11	8/11	5 659	5 659		0		12	371		0		P	42 713		716	13	1	
Finnish Dental Congress 2015	1	19/11	21/11	2 311	2 311		0		10	106		0		T	8 537		716	13	22	
Finnish Nursing Exhibition 2015	1	12/3	13/3	1 375	1 375		0		4	152		0		T	5 417		716	13	22	
FinnSec, Real Estate, Colour & Surface, ParkTec, AudioVisual 2015	2	18/11	20/11	10 282	10 282		0		7	432		130		T	14 767		716	13	5	
Forma Autumn 2015	2x1	28/8	30/8	1 081	1 081		0		6	74		0		T	880		716	13	12	
Forma Spring 2015	2x1	23/1	25/1	493	493		0		2	42		0		T	1 019		716	13	12	
GSW Pro 2015	1	17/10	18/10	502	502		0		4	31		0		T	1 154		716	13	24	
Habitare 15, ValoLight 15, ArtHelsinki 15, Antiikki 15, HifiExpo 15	1	9/9	13/9	14 465	14 465		0		12	488		63		T/P	45 154		716	13	12	
Helsinki Boat-Afloat Show	1	20/8	23/8	1 947	464	1 483			4	125		2		P	10 183		298	13	26	
Helsinki Book Fair and Wine, food & good living	1	22/10	25/10	9 950	9 950		0		18	482		0		P	79 961		716	13	8	
I love me, ProWellness and Beauty Expo	1	16/10	18/10	9 774	9 774		0		18	498		0		T/P	49 096		716	13	14	
Logistics - Transport 2015	3	11/6	13/6	29 664	29 664		0		11	289		0		T	12 477		716	13	26	
Matka Nordic Travel Fair 2015	1	15/1	18/1	9 562	9 562		0		81	824		0		T/P	68 524		716	13	6	
MP 15 Motorcycle show	1	30/1	1/2	10 241	10 241		0		6	189		0		P	50 151		716	13	16	
Petexpo 2015	1	11/4	12/4	570	570		0			82		0		P	43 818		716	13	3	See note 2
Pets	1	7/11	8/11	617	617		0		3	86		0		P	29 213		716	13	3	
Skieppo, DigiExpo, BoardExpo, Lätäkä&Säbä- Expo	1	30/10	1/11	10 822	10 822		0		11	230		0		P	42 267		716	13	3	
Spring Garden, Own Home, Own Cabin, The Sisusta! Interior Decoration Fair and Local & Organic Food Fair	1	26/3	29/3	15 642	15 642		0		10	652		95		P	55 030		716	13	12	
Studia 2015	1	1/12	2/12	2 111	2 111		0		10	123		0		P	14 694		716	13	8	
Teknologia 15	2	6/10	8/10	11 449	11 449		0		17	378		1 142		T	13 718		716	13	21	
The Finnish Medical Convention and Exhibition 2015	1	7/1	9/1	2 426	2 426		0		7	129		0		T	6 219		716	13	22	
Vene International Boat Show 2015	1	6/2	15/2	24 392	24 109	283			7	334		0		T/P	73 017		716	13	26	
Note 1: Visitors included in Matka Nordic Travel Fair 2015																				
Note 2: visitors included in Child Fair, Arts & Craft Fair, OutletExpo, ModelExpo 2015																				
Houten (NL)																				
AGF Detail Houten	1	29/9	30/9	3 000	1		0			74				T	5 530		636		1	
Husum (D)																				
HUSUM Wind	2	15/9	18/9	15 266	14 746	2 525	520		25	636	128			T	15 172	3 227	501	10	9	
Nord Gastro & Hotel - Hotel and Restaurant Industry Trade Fair	1	9/2	10/2	4 478	4 478	67	0		5	200	8			T	4 795	96	501	10	2	
Hyvinkää (SF)																				
Maxpo 15	2	10/9	12/9	48 381	0		48 381		5	225		0		T	16 781		716	13	19	
Idar-Oberstein (D)																				
INTERGEM - International Trade Fair for Gems, Jewellery and Gemstone Objects	1	2/10	5/10	2 041	2 041	133	0		7	115	9			T	2 353	575	400	10	24	
Innsbruck (AUT)																				
SenAktiv	1	20/11	22/11	1 966	1 936	261	30	0	8	142	24	0	0	p	2 386		152	1	3	
Isparta (TR)																				
Göller Bölgesi-Yayla Şartlarında Tarım ve Hayvancılık	1	26/11	29/11	1 975	1 975	570			0	63	40	63	40	T/P	24 500	0	173	17	1	
Santek-Isparta Yapı ve Dekorasyon Fuarı (20.)	1	16/4	19/4	1 870	1 870	0			0	48	0	48	0	T/P	16 400	0	173	17	5	

2015 EVENTS BY CITY

	Interval Year	Opening date	Closing date	Space				Exhibitors						Visitors		Organizer	Auditor	Industry sector		
				Rented Space (sq.m)				Exhibitors with their own			Represented firms			Admission for Trade/Public	Total					
				Total	Halls		Open air		from ... countries	Total	Foreign	Total	Foreign		Total					Foreign
	Total	Foreign	Total	Foreign		Total	Foreign	Total	Foreign		Total	Foreign								
Istanbul (TR)																				
1.Implantist Expo Dental Implant İhtisas Fuarı	1	14/2	15/2	622	622	160			0	27	7	27	7	T/P	700	20	756	17	22	
1.Türk ve Bölgesel Kompozit Sanayi, Teknoloji ve Uygulamaları	1	8/10	10/10	647	647	84			6	60	8	60	0	T/P	1 393	92	24	17	17	
10.Uluslararası İdeal Home Ev Eşyaları, Züccaciye Dekoratif Ürünler ve Çeyiz Fuarı	1	2/4	5/4	30 500	30 500	218			4	312	19	312	5	T/P	16 266	1 478	456	17	18	
11.Türkiye Çağrı Merkezi Fuarı	1	14/10	15/10	378	378	39			0	27	4	27	2	T/P	1 430	35	386	17	21	
11.Uluslararası LED & LED Aydınlatma Fuarı	1	1/10	4/10	6 773	6 773	2 894			18	266	143	266	31	T/P	1 803	610	476	17	18	
12.Uluslararası İstanbul İplik Fuarı 2015	1	5/2	8/2	5 557	5 557	2 122			18	280	173	280	50	T/P	22 325	2 495	738	17	25	
13.Bayım Olurusun? Franchising ve Markalı Bayilik Fuarı 2015	1	15/10	18/10	8 980	8 980	1 192			9	301	39	301	12	T/P	17 100	471	483	17	4	
14.İstanbul Perakende Fuarı	1	25/11	26/11	1 886	1 886	921			47	94	45	94	19	T/P	4 923	228	681	17	4	
19.Uluslararası Isaf -Security Fuarı	1	17/9	20/9	7 936	7 936	848			16	239	159	239	84	T/P	16 748	492	476	17	7	
19.Uluslararası Isaf SHF Fire & Rescue Fuarı	1	10/9	13/9	3 297	3 297	1 400			10	71	33	71	21	T/P	8 334	160	476	17	7	
2.3Boyutlu Baskı Teknolojileri, Kalıp ve Endüstriyel Tasarım Fuarı ve Konferansı	1	12/6	14/6	950	950	370			0	21	15	21	15	T/P	2 850	113	170	17	21	
2. Sleep Well Expo	1	22/10	25/10	6 709	6 709	682			22	101	22	101	7	T/P	5 238	1 080	764	17	12	
2.Expo Tunnel Turkey -Tünel Yapım Teknolojileri ve Ekipmanları Fuarı	1	27/8	29/8	2 839	2 839	2 058			17	104	61	104	44	T/P	5 148	625	170	17	5	
2.ROLLEXPO TURKEY 2015 2.Rulman, Kayış, Sekman, Kasnak, Zincir, Sızdırmazlık Elemanları ve Teknik Hirdavat Fuarı	1	12/2	15/2	1 911	1 911	1 821			0	46	36	46	32	T/P	5 951	521	170	17	19	
26.Uluslararası Züchex, Züccaciye Ev Eşyaları, Dekoratif ve Elektrikli Ev Gereçleri Fuarı	1	1/10	4/10	75 000	75 000	2 560			17	607	213	607	192	T/P	22 355	3 213	456	17	13	
28.Uluslararası Anne Bebek Çocuk Ürünleri Fuarı	1	15/1	18/1	26 080	26 080	4 489			10	316	76	316	59	T/P	10 433	1 578	741, 206	17	8	
29.Uluslararası Anne Bebek Çocuk Ürünleri Fuarı (İstanbul Çocuk Moda)	1	3/6	6/6	8 250	8 250	258			3	105	3	105	0	T/P	3 883	1 114	741, 206	17	8	
3.Uluslararası İstanbul Akıllı Şebekeler Kongre ve Fuarı	1	29/4	30/4	1 275	1 275	447			15	83	27	83	15	T/P	1 997	187	366	17	9	
34.Kitap ve Kültür Fuarı	1	18/6	7/7	2 000	2 000	0			0	180	0	180	0	T/P	free entry		753	17	3	
34.Uluslararası İstanbul Kitap Fuarı	1	7/11	15/11	13 003	13 003	635			20	559	122	559	103	T/P	558 000	359	738	17	3	
38.Yapı Fuarı - Turkeybuild İstanbul 2015	1	21/4	25/4	40 000	40 000	10 249			23	1 061	308	1 061	147	T/P	104 284	8 063	774	17	5	
3D PRINT EXPO TURKEY Üç Boyutlu Baskı Teknolojileri Fuarı ve Konferansı	1	12/2	15/2	407	407	9			0	24	1	24	1	T/P	6 907	123	170	17	21	
4.Elektronist Fuarı	1	1/10	4/10	701	701	570			10	94	63	94	16	T/P	18 003	610	476	17	18	
4.Elex Fuarı	1	1/10	4/10	1 815	1 815	286			7	87	16	87	6	T/P	18 003	610	476	17	18	
4.Isaf IT Security Fuarı	1	17/9	20/9	579	579	270			12	76	31	76	11	T/P	16 748	492	476	17	21	
4.Isaf Smart Home Fuarı	1	17/9	20/9	826	826	278			11	80	33	80	10	T/P	16 748	492	476	17	18	
4.Uluslararası Isaf SHF Safety & Health Fuarı	1	10/9	13/9	2 754	2 754	879			8	102	30	102	19	T/P	8 334	160	476	17	7	
4.Uluslararası İstanbul Av, Silah ve Doğa Sporları Fuarı	1	23/4	27/4	8 340	8 340	2 810			7	113	44	113	34	T/P	7 050	495	205	17	3	
4.Uluslararası Iskele ve Kalıp Endüstriyel Yapı Teknolojileri Fuarı - Scafform Expo	1	12/2	15/2	6 893	6 893	2 311			0	90	19	90	12	T/P	4 811	454	170	17	5	
4.Üniversite Terch Fuarı	1	3/7	5/7	1 700	1 700	100			0	102	48	102	48	T/P	45 380	0	212	17	8	
40. Uluslararası Gamex/Compex Bilgisayar ve Dijital Oyun Fuarı	1	17/12	20/12	5 200	5 200	2 827			10	112	42	112	22	T/P	147 394	2 967	634	17	21	
6. Enerji Verimliliği Forumu ve Fuarı	1	14/1	17/1	1 136	1 136	42			1	74	2	74	1	T/P	2 026	27	281	17	9	
8. Uluslararası Solarex İstanbul Güneş Enerjisi ve Teknolojileri Fuarı	1	9/4	11/4	9 689	9 689	2 176			17	254	91	254	44	T/P	18 731	5 525	764	17	9	
8.Toyzeria & Kids Turkey Oyuncak, Lisans, Oyun Ve Oyun Ekipmanları Fuarı	1	28/10	1/11	7 350	7 350	2 264			18	120	30	120	17	T/P	8 495	238	685	17	8	
9. Uluslararası Boru ve Ek Parçaları Fuarı	1	26/3	28/3	3 898	3 898	838			14	100	46	100	26	T/P	8 267	267	764	17	10	
9.Gayrimenkul Fuarı ve Arap-Türk Zirvesi	1	25/4	26/4	2 150	2 150	630			8	50	21	50	5	T/P	8 003	3 817	420	17	15	
9.Hac ve Umre Turizm Fuarı 2015	1	16/10	17/10	1 600	1 600	800			35	70	35	70	35	T/P	10 000	1 000	348	17	3	
ACE OF M.I.C.E. Kongre, Toplantı ve Etkinlik Fuarı	1	26/2	28/2	5 516	5 516	569			25	269	71	269	43	T/P	11 687	1 423	726	17	4	
Ağaç İşleme Makinesi 2015 28.Uluslararası Ağaç İşleme Makineleri, Kesici Takımlar, El Aletleri Fuarı	1	10/10	14/10	25 414	25 414	14 077			23	368	220	368	202	T/P	65 828	7 594	623	17	1	

2015 EVENTS BY CITY

	Interval Year	Opening date	Closing date	Space				Exhibitors				Visitors				Organizer	Auditor	Industry sector		
				Rented Space (sq.m)				Exhibitors with their own		Represented firms		Admission for Trade/Public								
				Total	Halls		Open air		from ... countries	Total	Foreign	Total	Foreign	Total	Foreign					Total
	Total	Foreign	Total	Foreign		Total	Foreign	Total	Foreign		Total	Foreign								
İstanbul (TR)																				
Airport Exchange Konferans ve Fuarı	1	9/12	10/12	1 334	1 334	1 024			23	89	75	89	6	T/P	987	548	106	17	20	
Akare Yurtdışı Eğitim Fuarları	1	6/3	6/3	967	967	888			24	49	45	49	0	T/P	1 849	3	27	17	8	
Akare Yurtdışı Eğitim Fuarları	1	7/3	8/3	1 344	1 344	1 200			26	103	92	103	2	T/P	6 021	11	27	17	8	
Akare Yurtdışı Eğitim Fuarları	1	10/10	11/10	1 344	1 344	1 216			26	63	57	63	4	T/P	3 667	5	27	17	8	
Akare Yurtdışı Eğitim Fuarları	1	13/10	13/10	967	967	849			25	41	36	41	2	T/P	1 648	2	27	17	8	
Alldesign 4.Yaratıcı Endüstriler ve Gelişen Teknolojiler Fuarı & Tasarım Konferansları	1	19/2	21/2	1 243	1 243	84			5	85	6	85	3	T/P	3 220	124	31	17	21	
ALUEXPO 2015 4.Uluslararası Alüminyum Teknolojileri, Makine ve Ürünleri İhtisas Fuarı	1	8/10	10/10	9 104	9 104	3 216			33	352	166	352	114	T/P	10 640	1 283	359	17	19	
Amerika Eğitim Fuarı	1	11/4	11/4	1 200	1 200	800			0	24	19	24	2	T/P	512	15	410	17	8	
Amerika'da Eğitim Fuarı	1	14/11	14/11	1 000	1 000	895			2	39	39	39	5	T/P	560	20	410	17	8	
Animalia İstanbul 2015 Hayvancılık ve Teknolojileri Uluslararası İhtisas Fuarı	1	5/2	8/2	1 998	1 998	900			35	175	108	175	97	T/P	3 916	206	369	17	1	
ANUFOOD EURASIA - powered by ANUGA 7. Uluslararası Gıda ve İçecek Ürünleri, Soğutma Teknolojileri, Mağaza Donanımı Servis ve İkram Hizmetleri Fuarı	1	14/5	16/5	5 784	5 784	1 063			29	228	83	228	18	T/P	8 500	2 125	623	17	2	
ARTIST 2015 25.Uluslararası İstanbul Sanat Fuarı	1	7/11	15/11	4 570	4 570	536			5	71	5	71	1	T/P	558 000	359	738	17	3	
Asansör İstanbul 2015	1	26/3	29/3	20 441	20 441	3 764			26	433	204	433	68	T/P	28 278	6 082	381	17	5	
ATRAX'15	1	3/12	5/12	8 500	8 500	5 080			33	165	113	165	71	T/P	8 957	2 076	725	17	21	
Automechanika İstanbul	1	9/4	12/4	40 631	40 631	12 357			41	1 667	861	1 667	18	T/P	46 382	12 530	357,499	17	16	
Avrasya Ambalaj 2015 - İstanbul 21.Uluslararası Ambalaj Endüstrisi Fuarı (Baskı teknolojileri özel bölümü)	1	22/10	25/10	35 299	35 299	6 973			38	1 124	523	1 124	395	T/P	51 217	5 012	623	17	11	
Avrasya Boat Show 2015 8.Deniz Araçları, Ekipmanları ve Aksesuarları	1	13/2	22/2	39 300	39 300	27 835			4	347	148	347	134	T/P	82 000	11 306	584	17	26	
Avrasya Shop Dizayn Fuarı 2015	1	3/9	6/9	2 447	2 447	130			1	30	1	30	0	T/P	6 925	708	412	17	4	
 Aymod 14.Uluslararası Ayakkabı Moda Fuarı	1	15/4	18/4	27 880	27 880	3 923			7	394	49	394	40	T/P	42 268	4 288	584	17	25	
 Aymod 15.Uluslararası Ayakkabı Moda Fuarı	1	7/10	10/10	25 884	25 884	3 234			6	376	51	376	33	T/P	43 711	4 716	584	17	25	
 Aysaf 14. Uluslararası Ayakkabı ve Yan Sanayi Fuarı	1	6/5	9/5	12 878	12 878	1 688			13	217	147	217	124	T/P	23 741	2 648	584	17	17	
 Aysaf 15. Uluslararası Ayakkabı ve Yan Sanayi Fuarı	1	11/11	14/11	13 569	13 569	1 911			4	217	197	217	157	T/P	27 411	3 298	584	17	17	
Bahçe Dünyası 2015 10.İstanbul Bahçe Mobilyaları, Bahçe Mimarisi, Peyzajı, Bahçe Bitkileri ve Aksesuarları Fuarı	1	2/4	5/4	1 411	1 411	25			1	26	1	26	1	T/P	5 205	36	736	17	1,3,12	
 Beauty Eurasia 2015 11.Uluslararası Kozmetik, Güzellik Kuaför Fuarı	1	30/4	2/5	9 013	9 013	3 190			41	432	233	432	0	T/P	9 127	3 110	580,188	17	14	
BETON İSTANBUL 2015	1	19/2	21/2	7 994	7 994	4 185			12	70	27	70	25	T/P	7 000	520	423	17	5	
BOAT SHOW 2015 35.Uluslararası İstanbul Boat Show Fuarı	1	6/10	11/10	21 547	21 547	1 811			0	108	72	108	70	T/P		15 898	743	17	26	
Bobinaj, Yalıtım ve Elektrik Üretim Endüstrileri Fuarı (CWIEME)	1	18/11	20/11	2 017	2 017	1 290			16	90	59	90	3	T/P	1 764	311	1	17	18	
Cami Yapı Ekipmanları Fuarı	1	16/4	19/4	7 000	7 000	0			0	80	0	80	0	T/P	4 000	200	30	17	5	
CESIO İSTANBUL 2015	1	1/6	3/6	1 352	1 352	1 316			32	38	35	38	0	T/P	756	598	658	17	17	
Çin Ürünleri Fuarı	1	3/6	6/6	5 031	5 031	4 941			1	409	399	409	0	T/P	12 076	1 196	667	17	27	
Çin Zhejiang İhraç Fuarı 2015	1	8/10	11/10	1 449	1 449	1 449			1	71	71	71	0	T/P	3 082	132	293	17	13	
CLEANROOM Temiz Oda Teknolojisi, Bakımı ve Donanımları Fuarı	1	16/4	18/4	1 401	1 401	454			3	70	24	70	21	T/P	3 023	106	28	17	5	
CNR ENERGY İstanbul	1	19/3	21/3	1 200	1 200	213			2	52	3	52	0	T/P	1 520	142	412	17	9	
CNR Kitap Fuarı	1	27/2	8/3	6 606	6 606	100			10	2	11	2	0	T/P	308 000	0	584	17	3	
Contemporary İstanbul Çağdaş Sanat Fuarı	1	11/11	15/11	6 494	6 494	2 839			23	141	66	141	0	T/P	84 000	30 960	383	17	3	
Cosmetics & Home Care Ingredients 2015	1	12/11	14/11	1 855	1 855	281			12	71	26	71	0	T/P	2 565	412	53	17	17	
CPHI İstanbul 2015 2.İlaç Bileşenleri Fuarı	1	3/6	5/6	3 895	3 895	2 260			25	226	157	226	18	T/P	4 100	1 485	742	17	17	

2015 EVENTS BY CITY

	Interval Year	Opening date	Closing date	Space					Exhibitors						Visitors				Organizer	Auditor	Industry sector	
				Rented Space (sq.m)					Exhibitors with their own			Represented firms			Admission for Trade/Public							
				Total	Halls		Open air		from ... countries	Total	Foreign	Total	Foreign	Total	Foreign	Total	Foreign					
	Total	Foreign	Total	Foreign																		
İstanbul (TR)																						
ufi	IDF 2015 İstanbul 10.Deri Fuarı	1	3/11	5/11	5 381	5 381	783			24	163	66	163	51	T/P	5 486	579	738	17	25		
	IDMA 2015 6.Uluslararası Un, İrmik, Pirinç, Mısır, Bulgur, Yem Değirmen Makinaları ve Bakliyat, Makarna, Bisküvi Teknolojileri Fuarı	1	23/4	26/4	17 241	17 241	4 038			17	253	105	253	55	T/P	9 346	5 215	568	17	2		
	IEFT Yurtdışı Eğitim Fuarı	1	4/4	5/4	1 200	1 200	0			0	165	160	165	0	T/P		8 500	411	17	8		
	IEFT Yurtdışı Eğitim Fuarı	1	6/4	6/4	500	500	467			0	80	75	80	0	T/P	1 600	0	411	17	8		
	IEFT Yurtdışı Eğitim Fuarı	1	17/10	18/10	1 200	1 200	1 000			25	160	155	160	0	T/P	8 575	0	411	17	8		
	IEFT Yurtdışı Eğitim Fuarı	1	19/10	19/10	665	665	480			17	78	75	78	0	T/P	1 750	0	411	17	8		
ufi	IFEXPO 2015 12.Uluslararası İstanbul İç Giyim, Çorap Fuarı	1	5/2	7/2	9 654	9 654	92			6	229	18	229	18	T/P	8 760	1 575	736	17	25		
	IFINTEC Finans Teknolojileri Konferans ve Fuarı	1	14/4	16/4	1 075	1 075	245			0	21	6	21	0	T/P	1 168	75	343	17	4		
	İNARTS Yurtdışı ve Yurtiçi Sanat Okulları Fuarı	1	21/3	22/3	120	120	72			5	20	12	20	0	T/P		0	387	17	8		
	İNARTS Yurtdışı ve Yurtiçi Sanat Okulları Fuarı	1	14/11	15/11	120	120	78			3	20	16	20	3	T/P		0	387	17	8		
	İnsan Kaynakları Fuarı 2015	1	11/2	12/2	1 950	1 950	0			0	101	0	101	0	T/P	2 225	0	242	17	4		
ufi	INTERMOB 2015 18. Uluslararası Mobilya Yan Sanayi, Aksesuarları Orman Ürünleri ve Ahşap Teknolojisi Fuarı	1	10/10	14/10	26 527	26 527	3 266			25	493	163	493	118	T/P	65 828	7 594	623	17	12		
	Intertraffic İstanbul 8.Uluslararası Altyapı, Trafik İşletmeciliği, Yol Güvenliği ve Park Sistemleri Fuarı	1	27/5	29/5	6 686	6 686	4 429			0	190		190	??	T/P	4 509	1 353	743	17	26		
ufi	IPACK 2015 30.Uluslararası Ambalaj, Paketleme ve Gıda İşleme Sistemleri Fuarı	1	3/9	6/9	5 006	5 006	481			9	99	15	99	5	T/P	14 247	3 080	186	17	11		
	İSG Avrasya İş Sağlığı ve Güvenliği Fuarı	1	11/6	13/6	567	567	69			13	63	29	63	29	T/P	10 582	846	381	17	7		
ufi	İSMOB 2015 İstanbul Mobilya Fuarı	1	27/1	1/2	71 400	71 400	1 416			9	450	11	450	0	T/P	44 481	4 927	412	17	12		
	İstanbul Light 9.Uluslararası Aydınlatma, Teknolojileri Fuarı ve Kongresi	1	16/4	19/4	6 245	6 245	2 041			14	183	113	183	34	T/P	8 091	418	743	17	18		
ufi	İstanbul Autoshow 2015 İstanbul 7. Otomobil Fuarı	1	22/5	31/5	39 550	39 550	15 332			14	143	21	143	21	T/P	597 075		738	17	16		
	İstanbul Cam 2015 5.Cam Ürünleri ve Uygulamaları, Üretim - İşleme Teknolojileri ve Makineleri, Tamamlayıcı Ürün ve Kimyasalları Fuarı	1	11/3	14/3	11 338	11 338	4 154			21	107	141	107	129	T/P	56 526	6 046	623	17	5		
	İstanbul Forexpo-Forex, hisse ve Türev Ürünleri Fuarı	1	2/10	4/10	1 018	1 018	0			0	20	0	20	0	T/P	773	8	747	17	4		
	İSTANBUL GIDA-TEK 2015 10.Gıda ve İçecek Teknolojileri, Gıda Güvenliği, Katkı ve Yardımcı Maddeler, Soğutma, Havalandırma, Depolama Sistemleri ve Lojistik Fuarı.	1	22/10	25/10	3 303	3 303	169			13	87	19	87	16	T/P	51 217	5 012	623	17	2		
	İstanbul Health Expo	1	21/10	23/10	4 168	4 168	125			0	53	1	53	1	T/P	2 868	142	584	17	22		
	İstanbul Jewelry Show Ekim 2015 41.İstanbul Uluslararası Mücevherat, Saat ve Malzemeleri Fuarı	1	15/10	18/10	13 836	13 836	1 495			10	368	160	368	121	T/P	17 467	7 847	744	17	24		
	İstanbul Jewelry Show Mart 2015 40.İstanbul Uluslararası Mücevherat, Saat ve Malzemeleri Fuarı	1	12/3	15/3	24 669	24 669	2 696			15	599	254	599	158	T/P	28 537	7 950	744	17	24		
	İstanbul Kapı 2015 7.Uluslararası Kapı, Kepenk, Kilit, Panel, Pano, Bölme Sistem ve Aksesuarları Fuarı	1	11/3	14/3	5 241	5 241	465			8	102	14	102	3	T/P	56 526	6 046	623	17	5		
	İstanbul Maraton ve Spor Fuarı	1	12/11	14/11	2 228	2 228	88			13	85	14	85	0	T/P	40 560	8 850	719	17	3		
	İstanbul Pencere 2015 16.Uluslararası Pencere Fuarı	1	11/3	14/3	22 556	22 556	1 519			19	278	52	278	36	T/P	56 526	6 046	623	17	5		
	İstanbul Rulo Fuarı 2015	1	26/3	28/3	296	296	72			3	21	4	21	0	T/P	8 267	267	764	17	19		
	İstanbul Sanat 2015	1	4/9	6/9	5 793	5 793	4 902			23	117	89	117	0	T/P	32 383	8 932	293	17	3		
	İstanbul Tel Fuarı 2015	1	26/3	28/3	991	991	572			5	58	44	58	34	T/P	8 267	267	764	17	19		
	İsviçre Eğitim Fuarı	1	10/10	10/10	1 000	1 000	650			0	20	18	20	4	T/P	510	10	410	17	8		
	IWE-İSTANBUL WATER EXPO Su, Atık Su İşleme, Eysel, Endüstriyel Kirlenme, Atık Yönetimi, Teknolojileri Fuarı ve Konferansı	1	3/9	5/9	1 910	1 910	228			12	88	14	88	0	T/P	3 539	251	186	17	10		
	KALİTE ' 15	1	5/11	7/11	2 370	2 370	2 023			14	45	33	45	33	T/P	5 100	450	423	17	19		
	Kapı Fuarı Türkiye 9.Uluslararası Ahşap, Çelik, Endüstriyel, Otomatik Kapı ve Kapı Yan Sanayi İhtisas Fuarı	1	15/1	18/1	10 475	10 475	1 208			4	175	24	175	18	T/P	20 473	2 387	170	17	5		

2015 EVENTS BY CITY

	Interval Year	Opening date	Closing date	Space				Exhibitors						Visitors		Organizer	Auditor	Industry sector			
				Rented Space (sq.m)				Exhibitors with their own			Represented firms			Admission for Trade/Public							
				Total	Halls		Open air		from ... countries	Total	Foreign	Total	Foreign		Total					Foreign	Total
					Total	Foreign	Total	Foreign													
İstanbul (TR)																					
Kirtasiye Fuarı 2015	1	1/4	5/4	13 876	13 876	1 031			10	220	67	220	0	T/P	19 428	1 263	412	17	12		
LABTEKMED EURASIA 18.Uluslararası İstanbul Medikal Laboratuar Teknoloji, Sistem ve Donanımları Fuarı	1	26/3	29/3	634	634	344			3	91	68	91	55	T/P	35 997	4 899	623	17	22		
MAINTENANCE İstanbul Tesis Yönetimi ve Bakım Teknolojileri Fuarı	1	16/4	18/4	1 120	1 120	313			3	56	18	56	15	T/P	3 023	106	28	17	18		
MINING EXPO TURKEY 2015	1	27/8	29/8	1 311	1 311	790			0	46	8	46	8	T/P	3 275	465	170	17	9		
Natural Stone 2015 12.Uluslararası Mermer, Doğal Taş Ürünleri ve Teknolojileri Fuarı	1	4/11	7/11	5 175	5 175	195			1	70	1	70	0	T/P	25 296	4 362	584	17	9		
PACK-IST 2015 "2.Fleksibil Ambalaj Fuarı"	1	2/4	5/4	3 768	3 768	364			16	83	25	83	24	T/P	5 271	614	773	17	11		
PaintExpo Eurasia 2015 3.Endüstriyel Kaplama Teknolojileri Fuarı	1	15/10	17/10	2 401	2 401	684			21	102	33	102	0	T/P	2 446	244	53	17	17		
PARASITEC 2015	1	25/11	26/11	564	564	429			21	45	33	45	0	T/P	1 236	284	658	17	17		
Pazarlama Fuarı 2015	1	9/12	10/12	430	430	0			0	35	0	35	0	T/P	1 100	0	242	17	4		
PET İstanbul Fuarı- 4.Evcil Hayvan Ürün, Malzeme ve Aksesuar Tedarikçileri Fuarı	1	3/9	6/9	5 330	5 330	727			6	100	7	100	6	T/P	25 700	960	746	17	1, 3, 12		
PETROLEUM İSTANBUL 12.Uluslararası Petrol, LPG, Madeni Yağ, Ekipman ve Teknoloji Fuarı	1	2/4	5/4	10 650	10 650	4 706			11	161	71	161	49	T/P	18 986	2 107	220	17	9		
Photo Digital 6.Uluslararası Fotoğraf ve Dijital Görüntüleme Albüm, Reklam, Baskı ve Teknolojileri Ekipmanları Fuarı	1	2/4	5/4	6 245	6 245	4 461			0	98	51	98	51	T/P	22 252	767	506	17	4		
Plast Eurasia İstanbul 2015 25.Uluslararası İstanbul Plastik Endüstrisi Fuarı	1	3/12	6/12	34 249	34 249	13 214			53	1 134	726	1 134	445	T/P	47 306	8 269	738	17	17		
Premiere Vision İstanbul	1	11/3	13/3	5 205	5 205	855			13	163	55	163	0	T/P	6 658	1 332	402	17	25		
Premiere Vision İstanbul	1	21/10	23/10	5 282	5 282	774			16	161	50	161	0	T/P	8 407	1 530	402	17	25		
PROMOTÜRK Kurumsal İletişim ve Promosyon Ürünleri Fuarı	1	3/9	6/9	2 173	2 173	0			0	35	0	35	0	T/P	6 035	497	412	17	4		
Pro-Show 2015	1	26/3	29/3	2 216	2 216	2 024			7	23	72	23	68	T/P	4 501	141	293	17	4		
PUTECH EURASIA 2015 4.Uluslararası Poliüretan Sanayi Fuarı	1	12/11	14/11	4 708	4 708	1 129			21	132	73	132	0	T/P	5 318	797	53	17	17		
QS Dünya MBA ve Yüksek Lisans Fuarı	1	28/2	28/2	333	333	324			15	37	36	37	0	T/P	1 157	0	106	17	8		
QS Dünya MBA ve Yüksek Lisans Fuarı	1	17/10	17/10	477	477	459			10	53	51	53	0	T/P	1 327	0	106	17	8		
R+T Türkiye 2.Panjur, Otomatik Kapı, Geçiş ve Güneşten Koruma Sistemleri Fuarı	1	12/11	15/11	6 349	6 349	1 023			8	119	35	119	0	T/P	5 642	1 008	506	17	5		
RENTAL EXPO TURKEY İş, İnşaat Makinaları ve İşletme Ekipmanları Operasyonel Kiralama Sistemleri Fuarı	1	12/2	15/2	1 750	1 750	140			0	29	3	29	3	T/P	1 273	27	170	17	5		
REW İstanbul 2015 11.Uluslararası Geri Dönüşüm, Çevre Teknolojileri ve Atık Yönetimi Fuarı	1	11/6	13/6	6 024	6 024	702			19	263	111	263	86	T/P	10 582	846	381	17	10		
Robot Yatırımları İletişim Zirvesi ve Sergisi	1	21/10	22/10	531	531	465			1	36	26	36	24	T/P	1 306	14	691	17	21		
Sağlık Bilişim Fuarı ve Zirvesi	1	8/5	9/5	850	850	0			0	58	0	58	0	T/P	2 069	30	342	17	22		
Sign İstanbul-2015 17.Endüstriyel Reklam ve Dijital Baskı Teknolojileri Fuarı	1	10/9	13/9	12 682	12 682	1 477			28	419	239	419	190	T/P	23 900	3 115	381	17	4		
SILMOİSTANBUL Optik Fuarı	1	10/12	13/12	7 985	7 985	4 769			3	106	49	106	45	T/P	7 000	565	2	17	22		
SİRHA-İSTANBUL 2015	1	26/11	28/11	3 267	3 267	431				127	19	127	14	T/P	11 902	384	342	17	2		
SNACKEX	1	10/6	11/6	2 222	2 222	1 990			25	120	110	120	0	T/P	2 376	1 894	106	17	2		
STT Eurasia 2015 2.Yüzey İşlem Kimyasalları Teknolojileri Fuarı	1	15/10	17/10	1 504	1 504	413			8	59	16	59	0	T/P	1 818	127	53	17	17		
TAXIWORLD TÜRKİYE 2015	1	5/2	8/2	2 052	2 052	194			6	40	6	40	2	T/P	3 521	158	369	17	16		
TEXPO EURASIA 2015 32.Uluslararası Örgü, Nakış, Çorap, Baskı, Dar Dokuma Makineleri, Yan Sanayileri, Tekstil, Terbiye Makineleri, ve Kimyasalları Fuarı	1	5/2	8/2	4 869	4 869	2 756			14	176	109	176	59	T/P	22 325	2 495	738	17	25		
Texworld İstanbul	1	7/4	9/4	1 656	1 656	1 263			11	112	90	112	0	T/P	3 823	731	498	17	25		

2015 EVENTS BY CITY

	Interval Year	Opening date	Closing date	Space				Exhibitors						Visitors				Organizer	Auditor	Industry sector	
				Rented Space (sq.m)				Exhibitors with their own			Represented firms			Admission for Trade/Public							
				Total	Halls	Open air		from ... countries	Total	Foreign	Total	Foreign	Total	Foreign	Total	Foreign					
Izmir (TR)																					
	1	26/3	26/3	430	430	412			9	29	29	29	9	T/P	479	0	204	17	8		
	1	31/10	31/10	1 000	1 000	840			6	20	6	20	0	T/P	169	0	204	17	8		
	1	16/4	19/4	1 663	1 663	0			0	66	0	66	0	T/P	2 354	50	415	17	22		
	1	5/11	8/11	3 780	3 780	60			2	79	2	79	0	T/P	4 275	117	329	17	2		
	1	2/4	2/4	400	400	372			17	80	75	80	0	T/P	2 200	0	411	17	8		
	1	15/10	15/10	619	619	500			17	75	70	75	0	T/P	2 350	0	411	17	8		
	1	4/2	7/2	12 682	12 682	483			3	174	17	174	0	T/P	20 312	1 964	415	17	25		
	1	8/4	12/4	6 193	6 193	0			0	48	0	48	0	T/P	13 377	18	415	17	26		
	1	24/12	27/12	1 520	1 520	0			0	21	0	21	0	T/P	3 823	0	30	17	15		
	1	23/1	26/1	3 540	3 540	0			0	65	0	65	0	T/P	2 480	47	329	17	24		
	1	8/10	11/10	6 451	6 451	912			3	92	30	92	27	T/P	4 482	135	415	17	10		
	1	25/3	28/3	51 092	51 092	10 947			30	1 562	299	1 562	215	T/P	51 149	7 442	415	17	9		
	1	14/5	16/5	6 296	6 296	180			20	165	16	165	0	T/P	2 610	207	415	17	9		
	1	25/2	1/3	13 926	13 926	0			0	192	0	192	0	T/P	26 035	927	210	17	12		
	1	16/4	19/4	2 982	2 982	326			1	55	1	55	0	T/P	4 394	191	415	17	2		
	1	14/9	17/9	5 911	5 911	0			0	128	0	128	0	T/P	4 781	822	415	17	25		
	1	8/4	11/4	1 726	1 726	20			1	103	54	103	53	T/P	7 535	172	361	17	5		
	1	10/12	13/12	13 463	13 463	604				1 008	131	1 008	95	T/P	33 688	457	415, 732	17	3		
Jönköping (S)																					
	1	3/4	6/4	20 135	19 631		504		6	226				P	76 310		316	15	16		
	2	22/9	24/9	3 427	3 427		0		3	138		7		T	11 686		217	15	5	See note 1	
	2	14/5	16/5	10 032	7 303		2 729		3	198		15		P	21 583		217	15	3		
	1	29/9	30/9	4 688	4 688		0		10	154		8		T	3 029		217	15	3		
	1	10/9	13/9	32 737	32 508		229		6	156		14		P	35 326		217, 372	15	3		
	2	21/10	24/10	15 186	15 186		0		7	281		51		T	16 917		217	15	1		
	2	6/5	7/5	1 493	543		950		4	47				T	625		217	15	5		
	2	6/10	8/10	9 347	8 945		402		18	342		76		T	4 124		217	15	26		
	2	22/9	24/9	13 800	4 788		9 012		8	153		39		T	incl. in Elmia Fastighe		217	15	5		
	3	21/4	24/4	3 162	3 162		0		12	124		99		T	2 883		217	15	19		
	1	22/9	24/9	686	686		0		1	29				T	incl. in Elmia Fastighe		217	15	5		
	1	10/11	13/11	17 935	17 935		0			1 088				T	14 289		217	15	19		
	4	4/6	6/6	73 985			73 985		14	314		13		T	24 828		217	15	1	See note 2	
Note 1: No of visitors includes Elmia Ståd and Elmia Park																					
Note 2: Demonstration space 32 000 sqm included in rented floorspace																					
Jyväskylä (SF)																					
	1	6/3	8/3	5 324	5 203		121		3	248		55		P	19 337		422	13	5		
	2	23/9	25/9	2 360	2 360		0		6	94		29		T	4 158		422	13	7		
	1	28/11	29/11	3 180	3 180		0		3	293		0		P	22 750		422	13	3		
	1	28/3	29/3	1 886	1 886		0		1	241		0		P	8 072		422	13	3		
	1	30/7	2/8	8 364	662		7 702		5	38		0		T/P	56 819		422	13	16		
	1	20/3	22/3	1 609	1 609		0		3	133		14		P	8 020		422	13	3		
	2	2/9	4/9	4 880	4 880		0		12	151		89		T	5 649		422	13	9		

















2015 EVENTS BY CITY

	Interval Year	Opening date	Closing date	Space					Exhibitors					Visitors			Organizer	Auditor	Industry sector	
				Rented Space (sq.m)					Exhibitors with their own			Represented firms		Admission for Trade/Public	Total					
				Total	Halls		Open air		from ... countries	Total	Foreign	Total	Foreign		Total	Foreign				
	Total	Foreign	Total	Foreign		Total	Foreign	Total	Foreign		Total	Foreign								
Kahramanmaraş (TR)																				
Ortaođu Altın ve M¼c¼vher Fuarı	1	15/5	17/5	8 300	8 300	255			0	117	9	117	9	T/P	15 380	461	692	17	24	
2.Tarım, Seracılık, Hayvancılık ve Teknolojileri Fuarı	1	8/10	11/10	3 500	3 500	2 056			0	123	35	123	35	T/P	19 750	0	196	17	1	
Kain-Tournoi (BE)																				
POTATOEUROPE 2015	4	2/9	3/9	9 152			9 152	4 631	13	188	125			T	9 520	2 349	276		1	
Karlsruhe (D)																				
LEARNTEC - Learning with IT - International Trade Fair and Convention	1	27/1	29/1	3 477	3 477	506	0		11	199	30			T	5 277	380	424	10	8	
NUFAM - Trade fair for commercial vehicles	2	24/9	27/9	25 518	23 232	1 229	2 286	432	12	304	36	9	7	T/P	19 118	1 013	424	10	16,26	
REHAB - International Trade Fair for Rehabilitation, Therapy and Prevention	2	23/4	25/4	8 576	8 576	389	0		11	360	23	11	10	T/P	14 249	299	424	10	22	
TIERisch gut - Pet Fair Karlsruhe	1	14/11	15/11	6 462	6 462	193	0		7	265	13			P	36 352	702	424	10	3	
Katowice (PL)																				
BeHaPe	1	10/4	12/4	640	633	108	7	0	5	70	7			T	1 949		165	4	4	
Dremasilesia	1	7/4	9/4	994	994	10	0	0	2	48	1	2	2	T	958	11	585	4	5	
GLOBalnie	1	27/3	29/3	1 795	1 513	335	282	0	16	227	63			P	4 387		165	4	6	
Mining Katowice	2	8/9	11/9	12 919	6 138	2 604	6 781	3 584	20	355	137			T	16 705		604	4	9	
SWEETTARGI	1	28/2	2/3	2 426	2 426	52	0	0	3	95	2			P	2 806		165	4	2	
Kayseri (TR)																				
K.MOB 2015 Kayseri 5.Mobilya Fuarı	1	22/4	26/4	12 652	12 652	15			1	143	1	143	1	T/P	53 624	345	738	17	12	
Kayseri Tarım Fuarı 2015- Kayseri Tarım ve Hayvancılık Fuarı	1	12/3	15/3	40 000	40 000	0			0	248	0	248	0	T/P	310 000	0	75	17	1	
Kitap Fuarı	1	16/10	25/10	2 000	2 000	0			0	86	0	86	0	T/P	165 000	0	265	17	3	
Kazan (RU)																				
Agrocomplex: Interagro. Animed. Farmer of the Volga Region	1	18/2	20/2	3 073	669	113	2 404	0	8	163	9	4	0	T/P	6 704	7	425		1	
Art Gallery, Kazan	1	22/10	26/10	1 425	1 417	62	8	0	8	238	11	0	0	T/P	9 927	0	425		3	
DorTransExpo	1	30/9	2/10	893	397	6	496	32	3	56	2	8	0	T/P	5 234	0	425		26	
Energy. Resource-Saving	1	1/4	3/4	1 778	1 767	92	11	0	4	139	4	2	0	T/P	6 212	4	425		9	
Fashion & Style. Kazan-Autumn	1	30/10	3/11	1 204	1 137	13	67	0	3	165	2	9	0	T/P	10 166	0	425		25	
Intermebel	1	2/6	5/6	220	208	18	12	0	2	24	1	2	0	T/P	3 802	0	425		12	
JewelryExpo. Kazan	1	1/7	5/7	1 615	1 611	0	4	0	1	202	0	1	0	T/P	10 552	2	425		24	
Mechanical Engineering. Metalworking. Kazan	1	2/12	4/12	1 189	1 189	142	0	0	9	166	33	4	0	T/P	6 341	21	425		19	
Oil, Gas. Petrochemistry	1	2/9	4/9	2 435	2 157	334	278	0	20	150	21	3	0	T/P	7 578	36	425		9	
VolgaStroyExpo	1	21/4	24/4	2 602	1 343	9	1 259	9	3	255	2	14	0	T/P	5 914	6	425		5	
Kempten (D)																				
ALLGAUER FESTWOCHE - TRADE FAIR - RURAL TRADITION EXHIBITION IN KEMPTEN (ALLGÄU)	1	8/8	16/8	9 542	6 106	185	3 436	83	6	353	15			P	103 346		426	10	27	
Kielce (PL)																				
AGROTECH	1	27/3	29/3	43 008	33 527	2 709	9 481	65	18	697	52	0	0	T/P	61 163		427	4	1	
AGROTRAVEL	1	10/4	12/4	2 213	2 205	27	8	0	5	160	4	0	0	P	incl. in DOM		427	4	6	
APAE	1	10/9	12/9	507	507	435	0	0	6	58	40	0	0	T	incl. in RTE		427	4	16	
AUTOSTRADA-POLSKA, MASZBUD, TRAFFIC-EXPO - TIL, ROTRA, EURO PARKING	1	13/5	15/5	11 817	4 482	588	7 335	350	22	318	58	87	35	T	15 504		427	4	5	
BIKE - EXPO, MOTO-EXPO	1	24/9	26/9	10 023	10 023	1 838	0	0	15	220	61	0	0	T/P	8 238		427	4	4	
Business Days	1	1/10	2/10	188	188	0	0	0	1	20	0	0	0	T	283		427	4	4	
CONTROL-STOM	1	10/3	12/3	554	554	79	0	0	6	26	6	40	40	T	incl. in STOM-BLECH		427	4	19	
Dog Show, ZOO SALON	1	21/11	22/11	703	691	49	12	0	4	63	3	0	0	P	5 300		427	4	1	
DOM	1	10/4	12/4	4 965	3 935	0	1 030	0	1	207	0	0	0	T/P	17 163		427	4	5	
DUB IT!	1	11/7	12/7	1 947	1 151	0	796	0	1	33	0	0	0	P	8 395		427	4	16	
EDUKACJA	1	11/2	12/2	968	968	0	0	0	1	98	0	0	0	P	2 568		427	4	8	
EKOTECH	1	5/3	6/3	838	838	45	0	0	5	62	8	36	0	T	incl. in ENEX		427	4	10	
ENEX , ENEX-NOWA ENERGIA	1	5/3	6/3	1 095	1 095	42	0	0	3	95	4	21	3	T	5 089		427	4	9	

2015 EVENTS BY CITY

	Interval Year	Opening date	Closing date	Space						Exhibitors						Visitors		Organizer	Auditor	Industry sector		
				Rented Space (sq.m)						Exhibitors with their own			Represented firms			Admission for Trade/Public						
				Total	Halls		Open air		from ... countries	Total	Foreign	Total	Foreign	Total	Foreign							
					Total	Foreign	Total	Foreign														
Kielce (PL)																						
	EXPO-GAS	2	22/4	23/4	2 552	2 516	287	36	0	10	110	22	0	0	T	3 397	427	4	9			
	EXPOSITIO	1	22/6	24/6	105	105	18	0	0	2	9	2	5	5	T	incl. in SACROEXPO	427	4	4			
	EXPO-SURFACE	1	10/3	12/3	572	567	73	5	0	5	38	6	0	0	T	incl. in STOM-BLECH	427	4	19			
	Fashionable Wedding	1	12/12	13/12	914	914	0	0	0	1	85	0	0	0	P	incl. in VENUS	427	4	25			
	FISH	1	27/11	28/11	87	87	0	0	0	1	10	0	0	0	T	incl. in HORT	427	4	3			
	gameON	1	5/6	6/6	106	106	60	0	0	2	3	1	0	0	P	2 330	427	4	21			
	Garden & You	1	10/4	12/4	1 407	427	0	980	0	1	51	0	0	0	P	incl. in DOM	427	4	3			
	HORT-TECHNIKA	1	27/11	28/11	2 329	2 055	0	274	0	1	101	0	0	0	P	2 955	427	4	3			
	INNO-TECH	1	15/10	16/10	1 200	1 200	9	0	0	2	86	1	0	0	T	1 100	427	4	4			
	Job Fair	1	17/3	17/3	596	596	21	0	0	4	101	3	0	0	P	1 237	427	4	8			
	Job,Career, Development	1	1/4	1/4	90	90	0	0	0	1	22	0	0	0	P	2 268	427	4	8			
	KIDS' TIME	1	26/2	28/2	10 672	10 672	996	0	0	11	325	28	0	0	T	4 238	427	4	3			
	KIELCE SPORT-EXPO	1	18/2	20/2	4 493	4 493	444	0	0	10	147	14	0	0	T	1 930	427	4	3			
	LAS-EXPO	1	27/3	29/3	2 069	720	137	1 349	0	2	48	1	0	0	T/P	incl. in AGROTECH	427	4	1			
	LOGISTYKA	1	1/9	4/9	1 352	1 084	9	268	0	4	51	3	1	0	T	incl. in MSPO	427	4	25			
	MSPO*	1	1/9	4/9	25 687	15 251	4 143	10 436	3 527	30	395	161	122	88	T	19 601	427	4	7			
	NECROEXPO	2	12/6	14/6	2 718	2 658	869	60	0	9	119	20	0	0	T	1 567	427	4	4			
	Pigeon 3	1	5/12	6/12	2 159	2 159	19	0	0	3	276	2	0	0	P	2 918	427	4	3			
	Pigeon1	1	9/1	11/1	1 702	1 702	504	0	0	3	130	29	0	0	P	10 717	427	4	3			
	Pigeon2	1	24/1	25/1	6 282	6 282	0	0	0	3	497	13	0	0	P	4 814	427	4	3			
	PLASTPOL*	1	26/5	29/5	14 224	14 009	3 200	215	100	31	800	353	0	0	T	18 573	427	4	17			
	PNEUMATICON	1	10/3	12/3	464	464	54	0	0	3	28	2	5	5	T	incl. in STOM-BLECH	427	4	19			
	PRIVATE LABEL MADE IN EUROPE	1	29/6	30/6	816	816	119	0	0	9	74	10	2	0	T	708	427	4	4			
	PSB Days	1	18/3	19/3	8 588	8 372	0	216	0	5	342	0	0	0	T	1 400	427	4	5			
	REHMED-PLUS	1	23/4	24/4	379	367	11	12	0	2	29	1	0	0	T	1 443	427	4	22			
	RTE	1	10/9	12/9	489	489	153	0	0	6	38	11	0	0	T	997	427	4	17			
	SACROEXPO	1	22/6	24/6	4 460	4 220	447	240	0	11	273	29	2	1	T	4 998	427	4	4			
	STOM-BLECH, STOM -TOOL, STOM-LASER, WirtoProcesy	1	10/3	12/3	5 873	5 873	730	0	0	10	180	31	260	246	T	6 308	427	4	19			
	STREFA HANDMADE	1	12/12	13/12	222	208	0	14	0	1	40	0	1	0	P	incl. In VENUS	427	4	27			
	VENUS	1	12/12	13/12	152	152	12	0	0	2	19	1	0	0	P	3 996	427	4	14			
	Welding	1	10/3	12/3	452	452	20	0	0	2	17	1	38	49	T	incl. in STOM-BLECH	427	4	19			
Kiev (UA)																						
	BEZPEKA 2015 *	1	19/10	22/10	1 759	1 759	39	0	0	5	124	4			T	5 713	234	3	7			
	Comfort House	1	16/9	18/9	1 903	1 608	79	295	0	6	168	6			T/P	4 796	8	435	3	5		
	Design Living Tendencies (DLT) / Furniture Technologies, Components, Textiles	1	30/9	3/10	4 265	4 255	757	10	0	7	230	18			T/P	14 380	70	435	3	12		
	elcom Ukraine 2015 *	1	21/4	24/4	2 247	2 247	774	0	0	9	147	37			T	7 724		234	3	9		
	Food Expo* / Bakery and Confectionery Industry	1	1/4	3/4	751	743	36	8	0	4	67	3			T/P	6 991	24	435	3	2		
	FRANCHISING 2015 *	1	24/2	27/2	271	271	4	0	0	2	34	1			T	incl. in Industrial Cold		234	3	4		
	Grain Tech Expo / Agro Animal Show / Fruit.Vegetables.Logistics	1	11/2	13/2	10 460	9 436	2 294	1 024	0	23	446	132			T/P	14 121	133	435	3	1		
	GreenExpo 2015 *	1	21/4	24/4	45	45	0	0	0	1	4	0			T	incl. in elcomUkraine		234	3	10		
	Independent Heat&Power Engineering 2015	1	21/4	23/4	608	608	65	0	0	7	74	6			T/P	3 742		234	3	9		
	INDUSTRIAL COLD 2015 *	1	24/2	27/2	410	410	16	0	0	4	46	3			T	4 956		234	3	5		
	InterAGRO Complex	1	27/10	29/10	9 825	7 594	2 308	2 231	0	16	302	65			T/P	13 451	64	435	3	1		
	InterBuildExpo*	1	25/3	28/3	7 645	7 051	1 152	594	35	12	397	46			T/P	20 101	78	435	3	5		
	International Forum of Restaurant, Hotel Business and Cleaning	1	4/11	6/11	3 206	3 201	179	5	0	6	183	9			T/P	11 310	19	435	3	2		
	Jeweler Expo Christmas	1	18/12	20/12	936	936	0	0	0	1	113	0			T/P	7 873	0	435	3	24		
	Jeweler Expo Ukraine* (Autumn)	1	12/11	15/11	3 502	3 502	69	0	0	5	238	5			T/P	22 253	65	435	3	24		

2015 EVENTS BY CITY

	Interval Year	Opening date	Closing date	Space						Exhibitors						Visitors				Organizer	Auditor	Industry sector	
				Rented Space (sq.m)						Exhibitors with their own			Represented firms			Admission for Trade/Public							
				Total	Halls		Open air		from ... countries	Total	Foreign	Total	Foreign	Total	Foreign	Total	Foreign						
					Total	Foreign	Total	Foreign															
Kiev (UA)																							
	Jeweler Expo Ukraine* (Spring)	1	14/5	17/5	2 582	2 581	45	1	0	3	137	7			T/P	18 142	64	435	3	24			
	Kiev International Furniture Forum (KIFF)* / MTKT Innovation	1	11/3	14/3	7 936	7 934	1 891	2	0	9	257	43			T/P	18 448	87	435	3	12			
	Kyiv Fashion* (Autumn)	1	9/9	11/9	3 006	3 006	57	0	0	3	208	4			T/P	7 485	15	435	3	25			
	Kyiv Fashion* (Spring)	1	5/2	7/2	1 721	1 721	103	0	0	4	180	4			T/P	7 205	28	435	3	25			
	Pack Fair* / FoodTechMash	1	1/4	3/4	899	839	168	60	0	7	72	7			T/P	incl. in FOOD		435	3	11			
	Retail Industry 2015	1	24/2	27/2	737	737	0	0	0	1	24	0			T	incl. in Industrial Cold		234	3	4			
	REX/T-REX 2015	1	22/9	24/9	592	592	6	0	0	2	94	2			T	6 085		234	3	4			
Kirklareli (TR)																							
	4.Trakya Tarım Hayvancılık, Süt Ürünleri ve Tohum Fuarı	1	27/5	31/5	8 413	8 413	0			0	61	0	61	0	T/P	85 622	0	626	17	1			
	5.Trakya Autoshow 2015	1	2/9	6/9	4 765	4 765	0			0	21	0	21	0	T/P	50 000	0	626	17	16			
	10.Trakya TarımtECH Fuarı 2015	1	30/9	4/10	10 704	10 704	0			0	62	0	62	0	T/P	89 370		626	17	1			
Kırşehir (TR)																							
	2.Kırşehir Tarım Hayvancılık ve Tarım Teknolojileri Fuarı	1	4/9	7/9	5 394	5 394	0			0	69	0	69	0	T/P	20 314	0	49	17	1			
Klagenfurt (AUT)																							
	Häuslbauermesse	1	20/2	22/2	13 361	11 609	903	1 752	42	5	387	38	5	2	p	25 036	250	429	1	5			
Kocaeli (TR)																							
	İdeal Ev, Evlilik, Sağlık Turizmi ve Konut Fuarı	1	30/4	3/5	14 800	14 800	0			0	152	0	152	0	T/P	25 300	0	30	17	18			
	İntemak'15 Doğu Marmara Yapı Teknolojileri ve Ürünleri İnşaat Makineleri Ekipmanları, Makine ve İş Makineleri Fuarı	1	8/10	11/10	5 517	5 517	0			0	116	0	116	0	T/P	14 900	442	38	17	5			
Köln (D)																							
	Anuga	2	10/10	14/10	152 911	152 911	120 213	0		109	7 189	6 407			T	158 603	109 403	431	10	2			
	Anuga FoodTec	3	24/3	27/3	66 367	66 367	30 949	0		49	1 479	833	17	11	T	45 604	24 600	431	10	2			
	Asia-Pacific Sourcing	2	3/3	5/3	7 626	7 626	7 585	0		11	656	654			T	6 963	3 342	431	10	3, 13			
	aquanale/FSB - aquanale - International Trade Fair for Sauna.Pool.Ambience. FSB - International Trade Fair for Amenity Areas, Sports and Pool Facilities	2	27/10	30/10	33 767	33 767	20 549	0		44	830	545	64	16	T	26 836	15 252	431	10	4, 10, 14			
	CFC - Children's Fashion Cologne (Winter)	1	11/1	13/1	2 512	2 512	1 320	0		16	83	51			T	1 233	283	431	10	25			
	dmexco - Digital Marketing Exposition & Conference	1	16/9	17/9	27 900	27 892	7 262	8		27	865	273			T	44 090	9 744	431	10	4			
	EuVend/coffeena - International Vending and Coffee Fair	2	24/9	26/9	4 693	4 693	1 242	0		24	184	76	1	1	T	4 898	1 657	431	10	2			
	FIBO	1	9/4	12/4	50 182	50 182	24 063	0		37	807	447			T/P	136 019	33 332	615	10	3, 22			
	h+h cologne	1	27/3	29/3	13 212	13 212	6 842	0		43	367	252	1	1	T	14 751	4 777	431	10	25			
	IDS - Internationale Dental-Schau	2	10/3	14/3	77 361	77 361	40 466	0		56	2 116	1 480	66	47	T	147 695	77 495	431, 332	10	22			
	imm cologne - Die internationale Einrichtungsmesse / LivingInteriors	1	19/1	25/1	155 714	155 714	80 855	0		51	1 263	811	25	18	T/P	146 373	44 394	431	10	12			
	interzum - Furniture Production Interiors	2	5/5	8/5	83 675	83 675	56 305	0		58	1 537	1 165	25	22	T	58 023	41 203	431	10	12			
	ISM - International Sweets and Biscuits Fair	1	1/2	4/2	46 362	46 362	33 440	0		63	1 506	1 283	22	16	T	39 387	24 237	431	10	2			
	Kind + Jugend - The Trade Show for Kids' First Years	1	10/9	13/9	52 337	52 337	36 461	0		48	1 101	949	20	19	T	21 277	14 184	431	10	25			
	ProSweets Cologne - The international supplier fair for the confectionery industry	1	1/2	4/2	9 176	9 176	5 237	0		33	323	202	5	3	T	17 362	10 662	431	10	2			
	spoga horse (spring)	1	8/2	10/2	6 860	6 860	3 703	0		23	174	112	8	3	T	4 087	1 986	431	10	3			
	spoga+gafa / spoga horse (Autumn)	1	30/8	1/9	98 351	97 914	75 783	437	301	57	2 001	1 665	33	24	T	36 369	21 756	431	10	3			
Konya (TR)																							
	ISKON 2015 Konya 10.İstifleme, Depolama, Taşıma, Vinç ve Lojistik Fuarı	1	30/4	3/5	1 399	1 399	129			8	66	19	66	19	T/P	47 258	109	737	17	26			
	KET 2015 Kırmızı Et Üretimi, Teknolojileri ve Donanımları Fuarı	1	18/2	21/2	518	518	0			0	32	0	32	0	T/P	32 217	56	737	17	1			
	KONDOKUM 2015 Konya 4.Döküm Teknolojileri, Kalıp, Paslanmaz Çelik ve Metaller Fuarı	1	30/4	3/5	1 915	1 915	63			1	33	1	33	1	T/P	47 258	109	737	17	19			

2015 EVENTS BY CITY

	Interval Year	Opening date	Closing date	Space				Exhibitors						Visitors				Organizer	Auditor	Industry sector	
				Rented Space (sq.m)				Exhibitors with their own			Represented firms			Admission for Trade/Public	Total						
				Total	Halls		Open air		from ... countries	Total	Foreign	Total	Foreign								
					Total	Foreign	Total	Foreign									Total				
Konya (TR)																					
	1	30/4	3/5	1 260	1 260	44			8	51	9	51	9	T/P	47 258	109	737	17	18		
	1	30/4	3/5	12 487	12 487	3 728			19	344	171	344	170	T/P	47 258	109	737	17	19		
	1	18/2	21/2	1 181	1 181	98			3	28	2	28	2	T/P	32 217	56	737	17	1		
	1	21/5	24/5	557	557	0			0	22	0	22	0	T/P	19 315	26	737	17	12		
	1	18/2	21/2	2 646	2 646	355			9	77	13	77	13	T/P	32 217	56	737	17	1		
	1	21/5	24/5	384	384	0			0	24	0	24	0	T/P	19 315	26	737	17	18		
	1	21/5	24/5	1 302	1 302	36			1	41	1	41	1	T/P	19 315	26	737	17	5		
	1	21/5	24/5	1 302	1 302	0			0	40	0	40	0	T/P	19 315	26	737	17	10		
	1	30/4	3/5	2 695	2 695	436			7	41	14	41	14	T/P	47 258	109	737	17	19		
	1	24/3	28/3	41 103	41 103	4 184			13	388	49	388	47	T/P	282 613	861	737	17	1		
	1	18/2	21/2	2 572	2 572	130			9	71	11	71	11	T/P	32 217	56	737	17	1		
Krakow (PL)																					
	1	25/11	26/11	727	718	105	9	0	5	60	7			T	1 124	23	703	4	19		
	1	22/10	25/10	4 082	4 082	267	0	0	27	700	96			T/P	60 037		703	4	8		
	1	26/3	28/3	4 589	4 549	176	40	0	10	238	13			P	free entry		703	4	8		
	1	4/11	6/11	1 047	1 047	565	0	0	23	168	105			T/P	incl. in GASTROFOOD		703	4	2		
	1	13/10	15/10	4 612	4 612	475	0	0	15	263	56			T	9 160	45	703	4	19		
	1	4/11	6/11	2 221	2 201	49	20	0	8	200	14			T/P	13 534	135	703	4	2		
	1	25/11	26/11	1 733	1 733	308	0	0	18	162	61			T	2 778	151	703	4	17		
	1	19/3	21/3	5 214	5 192	297	22	0	20	336	74			T	13 762		703	4	22		
	1	12/2	13/2	139	139	21	0	0	3	22	3			T/P	1 063		703	4	21		
	1	23/5	24/5	5 242	5 118	460	124	0	4	163	30			P	15 181		703	4	16		
	1	6/10	7/10	1 989	1 989	787	0	0	15	172	76			T	2 104	48	703	4	4		
Krasnodar (RU)																					
	1	24/11	27/11	29 156	17 678	7 230	11 478	2 128	38	680	243	54	5	T/P	15 165	455	432	14	1		
Kütahya (TR)																					
	1	22/4	26/4	7 020	7 020	0			0	160	0	160	0	T/P	78 200	0	320	17	1		
La Roche sur Yon (F)																					
	1	27/11	29/11	468	468	0	0	0	0	49	0			P	3 081	0	338	9	2		
La Rochelle (F)																					
	1	7/11	11/11	2 195	2 195	42	0	0	2	132	3			P	6 454	0	140	9	3		
	1	6/10	8/10	16 897	11 408	222	5 489	240	6	393	8			T	6 449	107	274	9	3		
	1	27/11	29/11	384	384	0	0	0	0	36	0			P	6 774	0	140	9	2		
	1	23/10	26/10	2 346	2 346	0	0	0	0	131	0			P	11 016	0	436	8	13		
	1	28/8	6/9	28 429	9 984	126	18 445	70	5	384	7	384	7	P	44 396	0	140	9	27		
	1	7/11	11/11	999	999	0	0	0	0	93	0	92	0	P	8 133	0	140	9	2		
	1	6/2	8/2	1 287	1 287	0	0	0	0	86	0			P	2 588	0	436	8	15		
	1	27/11	28/11	452	452	12	0	0	2	59	2			P	18 767	0	67	9	3		
	1	15/1	17/1	1 275	1 275	0	0	0	0	144	0			P	16 409	0	438	9	8		

2015 EVENTS BY CITY

	Interval Year	Opening date	Closing date	Space						Exhibitors						Visitors				Organizer	Auditor	Industry sector	
				Rented Space (sq.m)						Exhibitors with their own			Represented firms			Admission for Trade/Public							
				Total	Halls		Open air		from ... countries	Total	Foreign	Total	Foreign	Total	Foreign	Admission for Trade/Public	Total	Foreign					
					Total	Foreign	Total	Foreign															
La Rochelle (F)																							
RENDEZ-VOUS HABITAT & JARDIN - LA ROCHELLE	1	10/4	12/4	1 861	1 622	48	239	0	1	81	1			P	2 347	0	140	9	13				
RESPIREZ LA VIE - LA ROCHELLE	1	13/2	15/2	1 654	1 654	36	0	0		178	4			P	8 726	0	436	8	2				
SALON DE L'ENTREPRISE - LA ROCHELLE	1	13/10	14/10	763	763	0	0	0	0	82	0			T	3 960	0	74	8	4				
SALON HABITAT - LA ROCHELLE	1	20/2	22/2	2 308	2 308	0	0	0	0	145	0			P	5 823	0	436	8	13				
VEHICULE D'OCCASION - LA ROCHELLE	1	10/4	12/4	7 960	0	0	7 960	0	0	13	0	13	0	P	3 155	0	140	9	16				
La Roche-sur-Foron (F)																							
FOIRE INTERNATIONALE HAUTE SAVOIE MONT-BLANC - ROCHE SUR FORON	1	1/5	11/5	23 668	13 798	525	9 870	181	9	505	22	936	360	P	75 911	0	65	9	27				
FORUM DES COLLECTIVITES TERRITORIALES - HAUTE SAVOIE	2	6/11	7/11	1 562	1 562	0	0	0	0	103	0	95	12	T	1 782	0	65	9	4				
Lahti (SF)																							
Business Day	1	5/11	5/11	641	641		0		1	54		10		T	1 283		441	13	4				
Caravan 2015	1	18/9	20/9	11 217	11 097		120		6	106		43		P	14 321		441	13	3				
Ilo-Fiilis-Onni 2015	1	29/8	30/8	1 479	1 479		0		1	124		39		P	2 753		441	13	3				
Kätevä&Tekevä	1	31/10	1/11	2 536	2 536		0		2	168		49		P	9 030		441	13	3				
Lahden Moottoripöytämessut	1	23/5	24/5	1 494	1 370		124		2	89		0		P	4 741		441	13	16				
Pihapiiri 2015	2	24/4	26/4	2 361	2 244		117		4	174		10		P	12 281		441	13	3				
Raksa	1	13/3	15/3	5 400	5 357		43		2	278		59		T/P	19 644		441	13	5				
L'aigle (F)																							
BOURSE D'ECHANGE AUTOS MOTOS ET TRACTOS - L'AIGLE	1	18/10	18/10	5 154	5 154	72	0	0		201	2			P	15 080	80	452	8	16				
Lausanne (CH)																							
Automation & Electronics Lausanne	1	17/6	18/6	1 400	1 400					80				T/P	800		193		18				
Baby & Kid Planet	1	9/10	11/10	2 268	2 268					95				T/P	8 400		480		3				
BATIROMANDIE	2	5/11	7/11	2 779	2 779					83	4			T/P	2 120		480		5				
Bourse internationale aux armes de Lausanne	1	4/12	6/12	1 200	1 200					95				T/P	7 000		105		3				
CREATIVA Lausanne	1	18/9	21/9	542	542					40	12			T/P	11 000	550	480		3				
Comptoir Suisse	1	12/9	21/9	12 117	12 117					415	32			T/P	125 000	6 250	480		27				
HABITAT-JARDIN	1	7/3	15/3	22 471	22 471					510	30			T/P	78 948	3 947	480		3				
Junior Days	1	28/3	29/3	1 000	1 000					36				T/P	800		766		8				
Labotec Suisse	2	6/5	7/5	1 488	1 488					90				T/P	1 000		193		17				
Léman International Fair	1	1/11	1/11	1 100	1 100					100				T/P	1 000		451		8				
La Cité des Jeux	1	24/10	25/10	100	100					12				T/P	500		311		3				
MariNatal Lausanne	1	23/1	25/1	810	810					80				T/P	2 184		211		3				
Mednat Expo	1	26/3	29/3	2 006	2 006					201	34			T/P	15 000	750	480		22				
Salon des Antiquaires et des Arts du Xxe siècle	1	14/11	22/11	1 404	1 404					29				T/P	7 800		700		3				
Salon des Menuisiers	3	26/3	27/3	1 371	1 371					78				T/P	1 000		556		5				
Salon des Métiers et de la Formation	1	24/11	29/11	3 467	3 467					85	1			T/P	31 783		480		8				
Salon Formativia et Contactivia	1	25/3	26/3	440	440					86				T/P	2 000		231		8				
Salon PLUS	1	3/10	4/10	1 400	1 400					8				T/P	600		752		8				
Salon Prevoyance Professionnelle Suisse	2	29/4	30/4	977	977					58				T/P	1 000		201		4				
SWISS EXPO	1	15.01.	18.01.	4 286	4 286					139				T/P	24 000		698		1				
Vente aux enchères	1	29/1	31/5	2 500	2 500					1				T/P	1 000		77		3				
WISE Work in Sport Exhibition	1	6/5	7/5	175	175					18	7			T/P	683	205	480		8				
Le Havre (F)																							
FOIRE EXPOSITION - LE HAVRE	1	7/11	15/11	2 734	2 612	0	122	0	0	143	0			P	22 601	0	548	9	27				
HABITAT & DECORATION- LE HAVRE	1	13/3	16/3	2 294	1 792	0	502	0	0	113	0			P	3 355	0	548	9	13				
VINS ET GASTRONOMIE - LE HAVRE	1	28/2	2/3	1 125	1 125	0	0	0	0	113	0			P	11 819	0	338	9	2				

2015 EVENTS BY CITY

Interval Year	Opening date	Closing date	Space						Exhibitors						Visitors			Organizer	Auditor	Industry sector	
			Rented Space (sq.m)						Exhibitors with their own			Represented firms			Admission for Trade/Public	Total					
			Total	Halls		Open air		from ... countries	Total	Foreign	Total	Foreign	Total	Foreign		Total	Foreign				
	Total	Foreign	Total	Foreign		Total	Foreign	Total	Foreign	Total	Foreign		Total	Foreign							
Le Mans (F)																					
BELLE BROCANTE - LE MANS	1	3/1	4/1	879	879	0	0	0	0	59	0			P	2 471	0	563	8	3		
HABITAT - LE MANS	1	20/3	22/3	3 945	3 945	0	0	0	0	226	0			P	13 311	0	446	8	13		
PUCES DE PRINTEMPS - LE MANS	1	28/2	1/3	1 336	1 336	0	0	0	0	59	0			P	3 851	0	563	8	27		
PUCES SARTHOISES	1	13/11	15/11	1 647	1 647	0	0	0	0	91	0			P	3 996	0	563	8	3		
RESPIREZ LA VIE - LE MANS	1	6/3	8/3	1 377	1 377	27	0	0	0	142	3			P	6 986	0	436	8	2		
SALONS CE CONTACT LE MANS	1	31/3	31/3	253	253	5	0	0	0	49	1	4	0	T	233	0	138	9	4		
VEHICULES OCCASION - LE MANS	1	11/4	12/4	3 971	3 971	0	0	0	0	8	0			P	1 700	0	625	8	16		
VINS ET GASTRONOMIE - LE MANS	1	4/12	6/12	891	891	0	0	0	0	90	0			P	7 058	0	338	9	2		
Leipzig (D)																					
CADEAUX - Spring	1	28/2	2/3	7 104	7 104	453	0	0	12	215	17	2		T	6 206		449	10	13		
CADEAUX - September/Comfortex	1	6/9	8/9	9 307	9 307	521	0	0	14	310	18	3		T	7 035	155	449	10	13		
efa - trade fair for building systems, electrical engineering, light, air conditioning and automation	2	28/10	30/10	8 046	8 046	147	0	0	6	211	10	9	5	T	11 944	215	449	10	18		
enertec - International Trade Fair for the Generation, Distribution and Storage of Energy	2	27/1	29/1	1 576	1 576	86	0	0	6	127	6			T	3 799	255	449	10	9	See note 1	
Fachdentall Leipzig	1	11/9	12/9	4 066	4 066	313	0	0	11	239	23	6	3	T	3 947	39	443	10	22		
Haus-Garten-Freizeit/mitteldeutsche handwerksmesse/Beach & Boat	1	7/2	15/2	28 665	28 665	2 500	0	0	21	1 165	97	6		P	175 116	525	449	10	27		
Intec - International trade fair for machine tools, manufacturing and automation	2	24/2	27/2	25 525	25 525	1 581	0	0	26	1 058	107	1		T	22 305	1 287	449	10	19	See note 2	
MIDORA Leipzig - TRADE FAIR FOR WATCHES AND JEWELLERY	1	5/9	7/9	2 341	2 341	68	0	0	5	88	6			T	1 570		449	10	24		
models-hobbies-games. Exhibition for Model Building, Model Railways, Creative Arts and Play	1	2/10	4/10	18 556	18 556	961	0	0	14	567	56	3	1	P	83 520	2 088	449	10	3		
TerraTec - International Trade Fair for Environmental Technologies and Services	2	27/1	29/1	2 625	2 625	152	0	0	12	143	19			T	4 404	260	449	10	10	See note 1	
therapie Leipzig - Trade Fair and Congress for Therapy, Medical Rehabilitation and Prevention	2	19/3	21/3	6 242	6 242	602	0	0	14	315	43			T	16 084	338	449	10	22		
Z - International subcontracting fair for parts, components, modules and technologies	2	24/2	27/2	4 556	4 556	1 035	0	0	19	379	127	3	3	T	10 276	1 459	449	10	19	See note 2	
Note 1: Visitor attendance determined by a representative poll in the combination of TerraTec/enertec. Multiple answers were permitted.																					
Note 2: Visitor attendance determined by a representative poll in the combination of Intec/Z - Subcontracting fair. Multiple answers were permitted.																					
Libourne (F)																					
SALON DE L'HABITAT ET DE L'ARTISANAT - LIBOURNE	1	2/10	4/10	738	738	0	0	0	0	57	0			P	1 312	0	444	8	13		
Liège (BE)																					
HABITAT	1	21/11	29/11	14 500	14 500	777	0	0		207	17	760	68	P	34 126	464	455		3, 5, 12		
JARDINEXPO	1	26/2	1/3	14 500	14 500	272	0	0		110	11	440	44	P	19 761	376	455		3, 5, 12		
Transport & Logistique Liège 2015	2	29/04	30/04	1 853	1 853	148	0	0	6	80	10	3	1	T	1 677		51		26		
Vert Bleu Soleil	1	12/2	15/2	13 500	13 500	8 400	0	0		134	109	324	197	P	19 256	674	455		3, 5, 12		
Lille (F)																					
AMENAGO - LILLE	1	7/11	15/11	6 126	6 126	542	0	0	2	192	17			P	28 783		337	9	13		
ART UP - LILLE	1	11/2	15/2	4 040	4 040	1 150	0	0		107	28			T/P	24 915	0	457	8	3		
BABY - LILLE	1	28/11	29/11	1 161	1 161	135	0	0		53	5			P	11 276	0	268	8	3		
CONSTRUIRE EXEMPLAIRE	1	10/6	11/6	180	180	12	0	0	1	16	1			T	1 663	0	547	9	5		
ENERGIMO IMMOTISSIMO - LILLE	1	13/3	15/3	3 056	3 056	54	0	0	3	91	3			P	12 271	0	337	9	15		
ENVIES CULINAIRES - LILLE	1	11/11	15/11	1 088	1 088	24	0	0	2	74	2			P	5 808	0	337	9	2		
ENVIRONORD - CONSTRUIRE EXEMPLAIRE	1	10/6	11/6	1 698	1 698	12	0	0	1	59	1			T	1 663	0	337	9	10		
ID CREATIVES - LILLE	1	22/10	25/10	1 105	1 105	96	0	0	4	97	8			P	13 582		337	9	3		
LYCEEN ET ETUDIANT - LILLE	1	15/1	17/1	3 946	3 946	228	0	0	5	291	23			P	70 213	0	439	9	8		
NATURA BIO	1	27/11	29/11	1 640	1 640	128	0	0		206	14			P	11 453	0	244	8	2		
SALONS CE LILLE	1	22/9	23/9	1 261	1 261	100	0	0	2	164	8	19	8	T	2 489	0	138	9	4		
SIFER	2	26/3	28/3	4 883	4 883	1 397	0	0		428	116			T	5 303	953	471	8	26		

2015 EVENTS BY CITY

	Interval Year	Opening date	Closing date	Space					Exhibitors						Visitors				Organizer	Auditor	Industry sector	
				Rented Space (sq.m)					Exhibitors with their own			Represented firms			Admission for Trade/Public							
				Total	Halls		Open air		from ... countries	Total	Foreign	Total	Foreign	Total	Foreign	Total	Foreign					
	Total	Foreign	Total	Foreign																		
Lille (F)																						
STUDYRAMA POURSUITE D'ETUDES APRES UN BAC +2/3/4 - LILLE	1	20/3	21/3	792	792	18	0	0	1	84	1				P	22 210	0	347	9	8		
TISSU PREMIER - PREMIERE VISION	2x1	25/11	26/11	1 209	1 209	906	0	0		64	48				T	980	357	720	8	25		
TISSU PREMIER - PREMIERE VISION	2x1	10/6	11/6	1 454	1 454	1 034	0	0		85	60				T	1 296	477	720	8	25		
TOURISSIMA - LILLE	1	23/1	25/1	1 741	1 741	185	0	0	7	248	30				P	15 845	0	138	9	3		
VADCONEXT - LILLE	1	20/10	22/10	3 701	3 701	185	0	0	9	195	22				T	6 820	1 237	337	9	27		
VINS DES VIGNERONS INDEPENDANTS - LILLE	1	20/11	23/11	3 724	3 724	0	0	0	0	624	0				P	42 542	0	759	9	2		
VIVING - LILLE	1	4/4	12/4	4 376	4 376	410	0	0	2	144	15				P	11 324	0	337	9	13		
Limoges (F)																						
FOIRE DE LIMOGES ET DU LIMOUSIN	1	8/5	17/5	16 191	8 388	45	7 803	0	4	247	4				P	93 921	0	309	9	27		
HABITAT ET DECORATION DU LIMOUSIN	1	25/9	27/9	3 019	2 844	0	175	0	0	134	0				P	7 200	0	611	9	13		
VINS DE FRANCE - LIMOGES	1	20/2	22/2	1 298	1 298	6	0	0		175	1				P	11 002	0	121	8	2		
Linz (AUT)																						
Smart Automation Austria	1	19/5	21/5	5 736	5 574	459	162	0	7	200	31	30	14	T	5 365		619	1	19			
Lisbon (P)																						
ALIMENTARIA & HOREXPO LISBOA - International Food, Hospitality and Technology for the Food and Drinks Industry Exhibition	2	19/11	22/11	6 894	6 894	921	0	0	29	379	123				T	11 118	438	297	2	2		
BLUE BUSINESS FORUM		3/6	6/6	5 213	5 051	45	162	0	3	113	2				T/P	free entrance		297	2	10		
BTL - International Tourism Exhibition	1	25/2	1/3	13 027	12 783	1 408	244	0	39	798	151				T/P	54 650	1 117	297	2	3, 6		
FESTIVAL IN		23/4	26/4	15 360	15 360	986	0	0	17	295	9				P	14 358	0	297	2	21		
FIA-LISBOA - International Handicraft Exhibition	1	27/6	5/7	11 367	11 358	3 240	9	0	34	608	203				P	99 294	11	297	2	13		
FUTURÁLIA - Youth, Career Training and Job Fair	1	11/3	14/3	8 016	7 903	542	113	0	14	461	62				P	63 390	0	297	2	8		
GREEN BUSINESS WEEK		3/3	5/3	1 044	1 044	18	0	0	7	42	2				T/P	free entrance		297	2	10		
IN BEAUTY - International Cosmetics, Esthetics and Hair Exhibition	1	3/10	5/10	3 480	3 480	468	0	0	3	98	19				T/P	20 352	0	257	2	14		
INTERCASA - International Exhibition for interior and exterior decoration	1	30/9	4/10	6 573	6 573	99	0	0	11	271	20				T/P	44 678	67	297	2	12		
LISBOA MOTOSHOW	1	9/4	12/4	6 435	6 309	153	126	0	11	78	3				P	29 808	0	297	2	16		
LISBON GAMES WEEK	1	5/11	8/11	4 635	4 572	612	63	0	2	45	2				P	26 058	7	297	2	21		
MOTORCLASSICO - International Fair of Classic Automobile and Motorcycle	1	10/4	12/4	4 803	4 749	0	54	0	1	116	0				P	13 925	0	297	2	16		
NATALIS - Lisbon Christmas Fair	1	4/12	8/12	2 635	2 635	86	0	0	8	186	7				P	9 598	3	297	2	13		
NAUTICAMPO - International Exhibition of Boating, Sports, Adventure, Caravanning and Swimming-Pools		9/4	12/4	4 766	4 608	189	158	0	20	107	10				P	25 340	0	297	2	3		
PAPERGIFT - Art-Toys-paper and Digital Editions-school-Office-Holidays-Gift-Stationery-Advertising	1	12/3	15/3	4 068	4 068	255	0	0	19	102	20				T	4 259	44	297	2	11, 13		
PET FESTIVAL - Pet Exhibition	1	30/1	1/2	3 985	3 985	36	0	0	2	125	1				P	25 285	4	297	2	3		
PORTUGAL AGRO	1	19/11	22/11	1 755	1 755	9	0	0	3	204	1				T/P	4 977	58	297	2	1		
SALÃO DO AUTOMÓVEL E VEÍCULO ECOLÓGICO	1	5/11	8/11	15 597	13 686	0	1 911	0	1	43	0				P	40 645	0	297	2	16		
SEGUREX - International Safety and Security Exhibition	2	6/5	9/5	8 108	6 872	360	1 236	0	30	142	38				T/P	23 808	165	297	2	7		
SIL - Lisbon Real Estate Exhibition	1	30/9	4/10	3 665	3 665	36	0	0	4	170	6				T/P	included in INTERCASA		297	2	15		
TEKTÓNICA - International Construction and Public Works Exhibition	1	6/5	9/5	6 297	5 895	372	402	0	22	240	50				T/P	23 808	165	297	2	5		
VINTAGE FESTIVAL	1	30/9	4/10	1 875	1 830	48	45	0	2	76	2				P	included in INTERCASA		297	2	27		
Lisieux (F)																						
ANTIQUAIRES - BROCANTE - LISIEUX	1	24/4	26/4	1 015	1 015	0	0	0	0	68	0				T	1 341	0	754	8	3		
FOIRE EXPOSITION - LISIEUX	1	20/3	22/3	3 197	3 197	0	0	0	0	106	0				P	10 069	0	459	8	27		
MILITARIAT - LISIEUX	1	1/3	1/3	335	335	0	0	0	0	60	0				T	894	0	754	8	3		
Ljubljana (SLO)																						
Ambient Ljubljana	1	17/11	22/11	4 665	4 665	299	0	0	9	123	12	45	44	P	9 710		344	1	12			

2015 EVENTS BY CITY

	Interval Year	Opening date	Closing date	Space						Exhibitors						Visitors				Organizer	Auditor	Industry sector	
				Rented Space (sq.m)						Exhibitors with their own			Represented firms			Admission for Trade/Public							
				Total	Halls		Open air		from ... countries	Total	Foreign	Total	Foreign	Total	Foreign		Total	Foreign					
Lódz (PL)																							
Boat Show	1	20/11	22/11	4 074	4 074	189	0	0	7	203	8			T/P	7 778		406	4	3				
Brewery	1	11/4	13/4	250	250	25	0	0	2	18	1			T/P	2 887		406	4	2				
INTERBUD	1	27/2	1/3	3 146	3 028	9	118	0	2	269	1			T/P	7 819		406	4	5				
Rehabilitacja	1	17/9	19/9	2 785	2 755	45	30	0	8	169	12			T/P	5 825		406	4	22				
VetMedica	1	25/4	26/4	557	557	27	0	0	4	86	5			T	1 747		406	4	1				
Longarone / BL (I)																							
M.I.G. MOSTRA INTERNAZIONALE DEL GELATO ARTIGIANALE	1	29/11	2/12	6 231	6 144	803	87		11	160	29	13	2	T/P	19 761	3 430	462	5	2				
Lorient (F)																							
VIVING - LORIENT	1	7/3	9/3	1 813	1 813	0	0	0	0	93	0			P	3 586	0	338	9	13				
Lublin (PL)																							
Agro-Park	1	7/3	8/3	6 168	5 359	74	809	0	6	156	5	0	0	T/P	19 648		585	4	1				
Angling Fair	1	28/11	29/11	3 185	3 185	134	0	0	3	98	5	0	0	P	8 628		585	4	3				
Bakepol	2	10/3	13/3	5 420	5 408	25	12	0	4	98	3	20	18	T	3 217		585	4	2				
Beer Festival	1	28/11	29/11	269	269	0	0	0	1	30	0	0	0	P	incl. in Colourful Market		464	4	2				
Cavaliada Lublin	1	19/2	22/2	743	743	42	0	0	3	57	2	0	0	T/P	11 023		464	4	3				
Colourful Market	1	28/11	29/11	378	378	30	0	0	3	74	6	0	0	P	10 949		464	4	27				
EDEN	1	25/4	26/4	438	438	0	0	0	1	38	0	0	0	P	6 499		464	4	3				
EDUCATION	1	24/3	25/3	526	526	0	0	0	1	103	0	0	0	P	10 238		464	4	8				
ENERGETICS	1	17/11	19/11	1 773	1 754	32	19	0	3	115	3	0	0	T	2 913		464	4	18				
Health&Beauty	1	25/4	26/4	160	160	0	0	0	1	36	0	0	0	P	incl. in EDEN		464	4	14				
INFOSTRADA	1	17/11	19/11	322	322	0	0	0	1	12	0	0	0	T	incl. in Energetics		464	4	21				
Interior	1	23/10	25/10	365	357	4	8	0	2	39	1	0	0	T/P	3 289		464	4	12				
JOB Fair	1	25/3	25/3	170	170	6	0	0	2	35	1	0	0	P	1 906		464	4	8				
LUBDOM	1	10/4	12/4	2 211	2 026	0	185	0	1	131	0	0	0	T/P	7 421		464	4	5				
LUBDREW	1	10/4	12/4	450	350	0	100	0	2	15	1	0	0	T	incl. in LUBDOM		464	4	5				
Lubsacro	1	29/9	30/9	457	441	7	16	0	2	37	1	0	0	T/P	981	3	464	4	4				
Lubtech	1	9/5	10/5	173	173	0	0	0	1	10	0	0	0	T	incl. in MotoSession		464	4	16				
MOTOSESSION	1	9/5	10/5	3 300	2 820	0	480	0	1	25	0	0	0	P	6 861		464	4	16				
Private Labels	1	24/11	25/11	306	306	0	0	0	1	32	0	0	0	T	311	10	464	4	4				
Real Estate	1	23/10	25/10	116	116	0	0	0	1	23	0	0	0	P	incl. in Interior		464	4	4				
Real Estate Spring	1	10/4	12/4	110	110	0	0	0	1	17	0	0	0	P	incl. in LUBDOM		464	4	4				
SCHOOL Books	1	24/3	25/3	26	26	0	0	0	1	8	0	0	0	P	incl. in Education		464	4	8				
She & He	1	14/11	15/11	620	620	8	0	0	2	96	1	0	0	P	2 793		464	4	3				
STYL50+	1	25/4	26/4	137	137	0	0	0	1	26	0	0	0	P	incl. in EDEN		464	4	25				
VEGE FRUIT	1	24/11	25/11	1 540	1 540	12	0	0	2	93	1	0	0	T/P	1 211		464	4	2				
ZOOPARK	1	14/3	15/3	674	674	0	0	0	2	100	1	0	0	P	18 532		464	4	3				
Lucca (I)																							
LUCCA COMICS & GAMES	1	30/10	2/11	32 002	32 002	10 001	0	0	33	430	101	54	25	T/P	240 008	62 006	465	5	3				
MIAC	1	15/10	17/10	2 541	2 541	893	0	0	16	162	50	132	77	T	3 907	803	200	5	19				
Luxembourg (LUX)																							
2n hand motorhome	1	21/3	22/3	6 000	6 000	0	0	0	/	45	4	0	0	P	3 130	0	545		3				
Antwerp Classic Salon	1	6/3	8/3	16 578	16 578	0	0	0	/	329	118	0	0	P	29 963	3 745	665		16				
Boekenbeurs	1	31/10	11/11	16 578	16 578	0	0	0	/	100	1	0	0	P	155 000	1 550	99		8				
Bouw en Reno	1	10/1	18/1	16 578	16 578	0	0	0	/	?	?	0	0	P	31 200	312	51		5				
Dogexpo	1	28/3	29/3	8 603	8 603	1 400			3	38	35			T/P			466		3				
Foire de Printemps	1	9/5	17/5	10 654	10 654	3 432			161	310	149			P	49 188		466		2				




2015 EVENTS BY CITY

	Interval Year	Opening date	Closing date	Space				Exhibitors						Visitors				Organizer	Auditor	Industry sector	
				Rented Space (sq.m)				Exhibitors with their own			Represented firms			Admission for Trade/Public							
				Total	Halls		Open air		from ... countries	Total	Foreign	Total	Foreign	Total	Foreign	Total	Foreign				
					Total	Foreign	Total	Foreign													
Luxembourg (LUX)																					
Home & Living Expo	1	10/10	18/10	11 576	11 576	2 607				201	272	71			P	32 681		466		5	
Hout en Habitat	1	19/11	22/11	10 578	10 578	0	0	0	/	?	?		0	0	P	9 750	107	51		5	
Salon d'Art et d'Antiquités	1	29/1	2/2	2 452	2 452	2 233				12	125	113			P	5 500		466		3	
Vakantiesalon	1	21/1	25/1	16 578	16 578	0	0	0	/		400	200	0	0	P	75 000	5 000	148		3	
Vakanz	1	16/1	18/1	6 453	6 453	1 975				34	152	118			P	33 391		466		3	
Lviv (UA)																					
Dental Ukraine	1	28/10	30/10	1 141	1 141	63	0	0		10	107	14	196	180	T	5 088		325	4	22	
Woodprocessing	1	19/5	22/5	1 083	882	78	201	0		6	97	9	183	175	T	3 953		325	4	5	
Lyon (F)																					
BABY- LYON	1	28/2	1/3	1 116	1 116	69	0	0			61	4			P	10 002	0	268	8	3	
BE+ LE RENDEZ-VOUS BATIMENT ENERGIE POSITIVE - LYON	5	4/3	6/3	29 013	29 013	8 730	0	0		18	846	191	14	9	T	35 898	1 933	339	9	5	
CHOCOLAT - LYON	1	6/11	8/11	629	629	55	0	0		4	49	6	49	6	P	18 794	0	240	9	2	
CONGRÈS P.A.C.T.E. "PRO ET CIE" - LYON	1	12/9	14/9	5 035	5 035	0	0	0		0	101	0			T	1 047	0	599	8	27	
CTCO / C!PRINT	1	3/2	5/2	12 909	12 909	5 430	0	0			405	176			T	9 928	774	4	8	21, 25	
ENERGIES FROID GRAND EST/GRAND SUD	1	4/3	6/3	942	942	99	0	0			55	7			T	3 913	148	161	8	10	
EPOQ/AUTO - LYON	1	6/11	8/11	20 993	20 993	1 280	0	0			590	56			P	45 918	0	134	8	16	
EQUITA - LYON	1	28/10	1/11	21 754	21 754	4 030	0	0		16	675	140	3	0	P	146 217	0	339	9	3	
EUROPACK EUROMANUT	2	17/11	19/11	8 499	8 499	746	0	0		12	415	37	63	15	T	11 670	1 161	341	9	19	
FAIRE CONSTRUIRE SA MAISON - LYON	1	29/5	31/5	708	708	9	0	0		1	60	1			P	5 341	0	567	9	13	
FOIRE INTERNATIONALE - LYON	1	20/3	30/3	32 765	32 765	1 913	0	0		18	898	101	67	3	P	203 466	0	339	9	27	
FORUM RHONE-ALPES - VILLEURBANNE	1	4/3	5/3	1 689	1 689	177	0	0			151	16			P	2 604	0	66	8	27	
HAPPY + - LYON	1	27/2	1/3	415	415	6	0	0		1	57	1			P	14 434	0	138	9	27	
HEXAGONE LYON	1	20/9	21/9	1 430	1 430	339	0	0			91	17			T	2 723	0	678	8	13	
I CONNECT	1	15/9	16/9	756	756	85	0	0			85	9			T	8 087	1 802	378	8	21	
ID CREATIVES - LYON	1	1/10	4/10	1 129	1 129	97	0	0		5	103	8			P	11 531	0	337	9	3	
IMMOBILIER RHÔNE-ALPES - LYON	2x1	13/3	15/3	1 802	1 802	0	0	0		0	101	0			P	6 348	0	138	9	15	
JAPAN TOUCH - SALON DE L'ASIE - LYON	1	28/11	29/11	2 793	2 793	251	0	0			226	14			P	36 112	48	58	8	3	
MAHANA LYON	1	27/2	1/3	2 350	2 350	207	0	0		20	322	52			P	18 513	0	138	9	3	
PAYSALIA - LYON	2	1/12	3/12	13 724	13 724	3 903	0	0		11	572	126	16	10	T	17 644	853	339	9	1	
PROXIMA CITÉ - LYON	1	4/2	5/2	480	480	60	0	0			72	8			T	148	0	602	8	4	
RANDONNEUR - LYON	1	20/3	22/3	1 593	1 593	98	0	0			330	17			P	13 486	0	251	8	3	
SALONS CE LYON	1	10/9	11/9	1 364	1 364	0	0	0		0	195	0	15	1	T	2 277	0	138	9	4	
SIRHA	2	24/1	28/1	60 382	60 382	10 198	0	0		30	2 028	462	53	17	T	171 216	22 383	339	9	2	
SOLUTRANS	2	17/11	21/11	35 054	33 247	4 966	1 807	292		15	417	82	46	27	T	28 317	2 700	138	9	26	
SPORT ACHAT ETE - LYON	2x1	7/9	8/9	4 191	4 191	601	0	0		12	189	28			T	2 151	34	687	9	25	
SPORT ACHAT HIVER - LYON	2x1	9/3	11/3	8 457	8 457	0	0	0		16	299	0			T	3 907	0	687	9	25	
SUGAR - LYON	1	1/10	4/10	314	314	66	0	0		4	23	5			P	4 389	0	337	9	2	
VINS DES VIGNERONS INDEPENDANTS - LYON	2x1	13/3	15/3	1 349	1 349	0	0	0		0	219	0			P	9 779	0	759	9	2	
VINS DES VIGNERONS INDEPENDANTS - LYON	2x1	29/10	2/11	3 424	3 424	0	0	0		0	573	0			P	64 472	0	759	9	2	
VIVING - LYON	1	8/10	11/10	2 099	2 099	0	0	0		1	103	0	79	0	P	5 959	0	339	9	13	
Mâcon (F)																					
MARIAGE ET MOMENTS D'EXCEPTION - MACON	1	17/1	18/1	327	327	0	0	0		0	34	0			P	893	0	417	9	27	
Madrid (E)																					
100 X 100 MASCOTA	1	23/5	24/5	10 661	10 661	18	0	0		13	105	1	33	17	T/P	122	9	379	12	3	
57 Congreso SEEN	1	27/5	29/5	468	468	0	0	0	ND		20	0	0	0	T	1 200	0	671		22	
77th EAGE Conference & Exhibition 2015	1	31/5	5/6	9 066	9 066	8 887	0	0	ND		260	251	0	0	T	5 533	5 533	235		19	
ALMONEDA	1	11/4	19/4	4 477	4 477	227	0	0		5	138	7	0	0	T/P	216	5	379	12	3	
ALMONEDA NAVIDAD	1	16/12	20/12	2 093	2 093	91	0	0		3	87	2	0	0	T/P	86	2	379	12	3	
ARCO	1	25/2	1/3	17 093	17 093	7 767	0	0		30	310	203	0	0	T/P	11 298	428	379	12	3	
AULA	1	4/3	8/3	8 296	7 662	255	635	0		33	214	33	119	65	T/P	7 010	96	379	12	8	

2015 EVENTS BY CITY

	Interval Year	Opening date	Closing date	Space				Exhibitors						Visitors		Organizer	Auditor	Industry sector	
				Rented Space (sq.m)				Exhibitors with their own			Represented firms			Admission for Trade/Public	Total				
				Total	Halls		Open air		from ... countries	Total	Foreign	Total	Foreign		Total				Foreign
Madrid (E)																			
	1	14/11	15/11	2 074	2 074	0	0	0	ND	92	0	0	0	0	P	7 052	0	280	13
	1	12/11	15/11	4 721	4 721	223	0	0	9	557	30	0	0	0	T/P	44 468	0	62	2
ufi	1	9/9	13/9	8 371	8 371	1 063	0	0	15	306	41	7	2	T/P	6 011	579	379	12	24
ufi	2x1	14/1	18/1	8 213	8 213	939	0	0	16	299	35	9	2	T/P	5 947	538	379	12	24
	1	19/3	22/3	4 000	4 000	2 000	0	0	14	400	150	0	0	T/P	30 000	5 000	250		3
ufi	2	24/2	27/2	17 552	17 552	2 045	3	0	34	264	51	332	227	T/P	22 951	1 793	379	12	5
ufi	3	13/10	15/10	81 719	81 719	77 566	0	0	ND	2 189	2 077	0	0	T	36 000	36 000	740		22
	1	24/4	25/4	640	640	110	0	0	ND	75	13	0	0	T/P	4 250	650	198		22
		20/3	24/3	5 802	5 802	5 586	0	0	ND	169	162	0	0	T	13 000	13 000	236		22
	1	18/11	19/11	14 861	14 861	2 123	0	0	8	350	50	0	0	T/P	8 200	2 150	195		11
	1	1/7	2/7	2 500	2 500	0	0	0	ND	117	0	0	0	T/P	1 616	0	351		4
	1	27/5	28/5	3 500	3 500	0	0	0	ND	49	0	0	0	T/P	1 176	0	199		2
ufi	1	23/4	25/4	5 283	5 283	198	0	0	12	219	18	312	19	T/P	11 456	446	379	12	4
	1	21/10	22/10	756	756	150	0	0	9	62	12	0	0	T/P	687	143	35		2
	1	18/11	19/11	6 300	6 300	0	0	0	ND	67	0	0	0	T/P	6 318	0	156		8
	1	21/11	29/11	4 532	4 532	178	0	0	4	93	4	0	0	T/P	813	8	379	12	3
	1	24/3	26/3	6 695	6 695	0	0	0	ND	61	0	0	0	T/P	9 638	0	778		3
ufi	1	28/1	1/2	56 339	56 119	14 137	220	0	98	620	257	6 260	1 789	T/P	56 154	9 180	379	12	6
	1	23/9	24/9	5 400	5 400	0	0	0	ND	30	0	0	0	T/P	6 385	0	155		8
	1	5/3	8/3	934	934	72	0	0	6	60	5	13	10	T/P	1 249	5	379	12	8
	1	23/4	26/4	1 980	1 980	9	0	0	2	35	1	5	0	T/P	2 316	95	379	12	8
ufi	1	28/10	30/10	32 777	32 730	5 092	47	0	31	777	127	191	91	T/P	35 713	8 590	379	12	2
	1	26/6	28/6	5 741	5 741	0	0	0	1	11	0	0	0	T/P			379	12	3
	1	4/12	6/12	5 176	5 176	16	0	0	2	13	1	0	0	T/P			379	12	3
ufi	1	24/2	27/2	2 295	2 261	323	34	18	19	87	13	195	43	T/P	8 379	422	379	12	9, 10
	1	29/5	30/5	2 032	2 032	138	0	0	ND	65	5	0	0	T/P	2 637	106	448		3
	2	10/3	12/3	3 851	3 851	616	0	0	11	112	19	56	0	T/P	12 940	0	349		7
	1	28/1	30/1	1 629	1 629	152	0	0	13	67	7	117	43	T/P	2 049	61	379	12	2
ufi	2x1	14/1	18/1	29 908	29 908	2 413	0	0	21	293	34	187	110	T/P	16 251	1 360	379	12	12, 13
ufi	1	9/9	13/9	33 772	33 772	4 222	0	0	25	368	59	218	142	T/P	18 601	1 387	379	12	12, 13
ufi	1	13/4	16/4	7 695	7 695	1 522	0	0	22	157	40	127	97	T/P	12 327	826	379	12	2
	1	4/12	8/12	19 921	19 921	20	0	0	2	59	1	0	0	T/P	3 130	0	379	12	3
	1	23/10	25/10	3 740	3 740	29	0	0	3	203	1	7	1	T/P	254	2	379	12	3, 25
ufi	1	7/10	9/10	3 226	3 226	150	0	0	11	151	8	298	6	T/P	3 326	1 030	379	12	8
	1	1/10	4/10	14 202	14 202	555	0	0	4	63	6	0	0	T/P	9 226	73	379	12	3, 21
ufi	2x1	14/1	18/1	3 190	3 190	1 186	0	0	13	100	37	8	7	T/P	6 316	301	379	12	24
ufi	1	9/9	13/9	6 545	6 545	1 712	0	0	19	207	62	24	16	T/P	10 166	397	379	12	24
	2x1	6/2	11/2	6 343	6 343	0	0	0	1	32	0	0	0	T/P			379	12	24, 25
	1	18/9	22/9	6 297	6 297	0	0	0	1	30	0	0	0	T/P			379	12	24, 25
	1	4/11	5/11	4 819	4 819	415	0	0	7	266	28	46	2	T/P	4 507	142	514		19
ufi	2x1	8/2	10/2	16 242	16 242	3 687	0	0	20	473	109	0	0	T/P	15 768	1 331	379	12	25
ufi	1	11/9	13/9	18 980	18 980	4 359	0	0	35	547	122	49	34	T/P	17 163	1 531	379	12	25
ufi	2	11/3	14/3	34 835	29 498	4 484	5 337	0	38	495	183	454	190	T/P	34 330	3 004	379	12	16, 19
	1	25/6	28/6	12 812	12 812	118	0	0	4	163	3	0	0	T/P	28	1	379	12	3
	1	14/1	16/1	4 799	4 799	407	0	0	11	150	19	21	11	T/P	4 594	462	379	12	4, 13

2015 EVENTS BY CITY

	Interval Year	Opening date	Closing date	Space						Exhibitors						Visitors				Organizer	Auditor	Industry sector	
				Rented Space (sq.m)						Exhibitors with their own			Represented firms			Admission for Trade/Public		Total					
				Total	Halls		Open air		from ... countries	Total	Foreign	Total	Foreign	Total	Foreign	Total	Foreign	Total	Foreign				
					Total	Foreign	Total	Foreign															
Madrid (E)																							
	1	5/3	7/3	4 411	4 411	244	0	0	21	130	14	159	97	T/P	9 820	235	379	12	3, 22				
	1	1/10	4/10	10 051	10 051	1 469	0	0	19	100	24	118	58	T/P	4 924	370	379	12	13, 25				
	1	5/6	14/6	32 891	29 743	162	3 148	0	1	55	0	46	0	T/P	245	2	379	12	16				
	1	13/4	16/4	21 832	21 832	0	0	0	ND	1 422	0	0	0	T/P	84 117	8 092	595		2				
	1	24/10	26/10	10 750	10 750	1 113	0	0	22	312	55	18	6	T/P	53 226	717	379	12	14				
	1	7/5	10/5	2 903	2 903	0	0	0	ND	160	0	0	0	T/P	20 271	0	578		15				
	1	23/10	25/10	1 890	1 890	0	0	0	ND	91	0	0	0	T/P	13 117	0	578		15				
	1	28/10	30/10	3 903	3 833	89	70	0	16	100	8	76	31	T/P	7 948	129	379	12	8, 21				
	1	8/5	9/5	894	894	0	0	0	ND	82	0	0	0	T/P	23 950	0	530		3				
	1	29/9	2/10	2 665	2 665	283	0	0	18	77	13	59	42	T/P	3 166	173	379	12	26				
	1	18/9	20/9	15 254	15 254	2 128	0	0	18	230	36	134	74	T/P	7 475	184	379	12	3				
	1	15/4	17/4	3 120	3 120	231	0	0	10	85	10	21	16	T/P	2 951	313	379	12	4				
	1	9/3	12/3	6 640	6 640	5 911	0	0	ND	186	172	0	0	T	6 929	6 929	113		20				
	1	12/3	13/3	486	486	18	0	0	ND	53	2	0	0	T/P	1 673	230	582		2				
	1	15/4	16/4	234	234	234	0	0	ND	20	20	0	0	T	1 000	1 000	770		6				
Magdeburg (D)																							
	1	27/2	1/3	2 157	1 790	12	367	15	3	111	2			T/P	4 164		450	10	27				
	1	13/3	15/3	3 124	2 831	29	293		3	112	2			P	7 197		508	10	26				
	1	7/11	8/11	2 819	2 657	474	162		9	116	25			P	6 467		508	10	1				
	1	10/4	12/4	2 066	1 961		105		1	136				P	12 436		508	10	3				
Mainz (D)																							
	1	14/3	22/3	13 798	12 706	605	1 092	67	12	725	33			P	72 870		609	10	27				
Malaga (E)																							
	1	11/2	12/2	5 653	530	0	0	0	1	42	0	0	0	T	2 326	91	565	12	4				
	1	23/10	25/10	1 305	1 225	0	0	0	1	120	0	0	0	T			607		25				
	1	25/11	27/11	3 603	72	54	0	0	7	9	6	0	0	T			352		22				
	1	19/2	21/2	4 045	479	0	0	0	1	58	0	0	0	T			352		22				
	1	4/7	5/7	1 026	326	0	0	0	1	69	0	0	0	T			469		3				
	1	10/10	12/10	3 502	1 636	0	0	0	1	130	0	30	0	T			565	12	25				
	1	30/9	30/9	800	100	0	0	0	1	1	0	0	0	T			321		21				
		13/11	14/11	1 442	300	0	0	0	1	41	0	0	0	T			653		22				
	1	24/9	26/9	6 232	20	10	0	0	3	4	2	0	0	T			757		22				
	1	1/5	10/5	5 700	5 000	0	0	0	1	3	0	0	0	T			697		16				
	1	24/7	26/7	4 070	2 930	0	0	0	1	41	0	0	0	T			326		3				
	1	7/10	8/10	23 446	794	72	17 800	0	4	61	3	56	9	T	3 824	223	36, 565	12	5, 10				
	1	15/3	17/3	3 038	2 261	0	0	0	1	80	0	2	0	T	1 766	0	16, 565	12	2				
	1	24/4	25/4	1 174	60	0	0	0	1	9	0	0	0	T			15		22				
	1	18/11	19/11	352	352	9	0	0	3	28	2	0	0	T			648		4				
	1	1/10	3/10	943	943	0	0	0	1	79	0	0	0	T			601		5				
	1	14/10	14/10	970	24	0	0	0	1	2	0	0	0	T	297	0	565	12	4				

2015 EVENTS BY CITY

	Interval Year	Opening date	Closing date	Space						Exhibitors						Visitors		Organizer	Auditor	Industry sector		
				Rented Space (sq.m)						Exhibitors with their own			Represented firms			Admission for Trade/Public	Total					
				Total	Halls		Open air		from ... countries	Total	Foreign	Total	Foreign	Total	Foreign		Total					Foreign
Malaga (E)																						
Jornada del Transporte Discrecional de Viajeros de Málaga. APETAM	1	26/2	26/2	440	440	0	0	0	1	29	0	0	0	T		44		26				
LII Simposio Científico de Avicultura	1	28/10	30/10	1 080	50	0	0	0	1	23	0	0	0	T		603		1				
Málaga Empleo. La Feria del Empleo		1/10	2/10	700	700	0	0	0	1	42	0	0	0	T		385		8				
Mi Mascota, Salón del Animal de Compañía	1	17/10	18/10	7 210	856	0	0	0	1	57	0	0	0	T		565	12	3				
MIMA, Muestra Infantil de Málaga	1	26/12	4/1	6 205	566	0	0	0	1	12	0	0	0	T		565	12	3				
Natura Málaga, Feria de la Vida Saludable y Sostenible	1	1/5	3/5	1 509	604	4	0	0	2	87	1	4	0	T		565	12	2, 10				
Rastrillo Nuevo Futuro	1	4/12	8/12	2 500	2 500	0	0	0	1	55	0	0	0	T		61		2, 25				
Retro Auto	1	30/1	1/2	6 154	4 654	0	1 500	0	1	104	0	0	0	T		241, 565	12	16				
Salón del Motor de Ocasión de la provincia de Málaga "La oportunidad que estabas esperando"	1	20/11	22/11	3 979	3 979	0	0	0	1	24	0	0	0	T		60		16				
Salón Inmobiliario del Mediterráneo	1	23/10	25/10	623	423	0	0	0	1	23	0	0	0	T		565	12	5, 15				
Ser Emprendedor, Foro de autoempleo	1	28/10	28/10	2 947	157	0	0	0	1	25	0	0	0	T	1 046	0	224, 565	12	8			
Spannabis Málaga	1	19/6	21/6	1 143	1 143	0	0	0	1	66	0	0	0	T		285		1, 27				
Malatya (TR)																						
26.Dini Yayınlar ve Kitap Fuarı	1	18/6	26/6	1 600	1 600	0			0	32	0	32	0	T/P	42 700	0	473	17	3			
4.Malatya İnsan Kaynakları ve İstihdam Fuarı	1	9/10	11/10	972	972	0			0	75	0	75	0	T/P	8 600	0	473	17	4			
4.Malatya Kitap ve Kültür Fuarı	1	5/5	10/5	3 158	3 158	350			5	125	0	125	0	T/P	352 325	300	473	17	3			
9.Malatya Tarım Teknolojileri Makine Hayvancılık ve Ekipmanları Fuarı	1	2/4	5/4	3 600	3 600	75			5	110	0	110	0	T/P	72 500	60	473	17	1			
Manisa (TR)																						
22. Mesir Sanayi ve Ticaret Fuarı	1	21/4	26/4	2 500	2 500	0			0	95	0	95	0	T/P	290 000	0	669	17	27			
Manisa 9.Tarım Gıda ve Hayvancılık Fuarı	1	5/11	8/11	5 589	5 589	2 249			0	92	8	92	8	T/P	64 000	0	669	17	1			
Mantes la Jolie (F)																						
BROCANTE MAI - MANTES LA JOLIE	1	2/5	2/5	1 217	1 217	0	0	0	0	96	0			P	2 840	0	437	8	3			
March en Famenne (BE)																						
1001 Familles	1	10/10	11/10	2 660	2 660	0	0	0	119	119	0	119	0	P	8 134	0	767		3			
Batimoi	1	23/1	26/1	8 440	8 440	430	0	0	197	213	16	197	16	P	20 262	0	767		5			
Horecatel	1	8/3	11/3	10 980	10 980	1 125	0	0	365	403	38	403	38	T	37 464	0	767		2			
Mandataires	1	12/2	13/2	10 941	10 941	312	0	0	324	337	13	337	13	T	13 414	0	767		4, 5, 7, 10, 16, 19, 21			
Run2Bike	1	24/10	25/10	842	842	0	0	0	33	42	9	42	9	P	5 471	0	767		3			
Marcianise / CE (I)																						
TARI MONDO PREZIOSO	2x1	8/5	11/5	1 584	1 584	32	0	0		59	2	0	0	T	6 675	103	384	11	24			
TARI MONDO PREZIOSO	2x1	9/10	12/10	1 760	1 760	32	0	0		66	2	0	0	T	13 984	17	384	11	24			
Marcq en Baroeul (F)																						
VINS ET GASTRONOMIE - MARCQ EN BAROEUL	1	20/11	22/11	345	345	0	0	0	0	53	0			P	2 197	0	338	9	2			
Mardin (TR)																						
2.MAGROTEX'15 Mezopotamya-Mardin Tarım Ekipmanları Gıda ve Hayvancılık Fuarı	1	16/4	19/4	15 000	15 000	1 800			0	120	20	120	20	T/P	36 000	936	782	17	1			
Marseille (F)																						
BABY - MARSEILLE	1	14/2	15/2	594	594	57	0	0		37	3			P	5 051	0	268	8	3			
BOULANGERIE-PATISSERIE ET METIERS DE BOUCHE	1	20/10	21/10	344	344	5	0	0		99	2			T	1 522	0	649	8	2			
FOIRE INTERNATIONALE - MARSEILLE	1	25/9	5/10	55 099	24 985	3 121	30 114	923	33	1 071	202	145	60	P	313 391	376	644	9	27			
IMMOBILIER - MARSEILLE	1	9/10	11/10	2 265	2 265	0	0	0	0	57	0	57	0	P	6 218	0	337	9	15			
JOURNÉES DES COLLECTIONS JARDIN - MARSEILLE	1	7/4	9/4	8 226	8 226	2 436	0	0		309	88			T	2 510	328	390	8	3			
PISCINE ET JARDIN - MARSEILLE	1	13/2	16/2	5 552	5 552	56	0	0	1	143	2	35	15	P	6 418	0	644	9	13			
SALON ACCESSECURITY	2	14/4	16/4	1 554	1 554	59	0	0	5	94	6	52	22	T	1 921	129	644	9	21			
SALON ARTEMISIA - MARSEILLE	1	23/10	25/10	1 792	1 792	95	0	0		208	10			P	15 116	0	683	8	3			
SALONS CE MARSEILLE	1	15/10	16/10	782	782	3	0	0	1	123	1	10	1	T	1 447	0	138	9	4			

2015 EVENTS BY CITY

	Interval Year	Opening date	Closing date	Space					Exhibitors					Visitors				Organizer	Auditor	Industry sector	
				Rented Space (sq.m)					Exhibitors with their own			Represented firms		Admission for Trade/Public							
				Total	Halls		Open air		from ... countries	Total	Foreign	Total	Foreign								
					Total	Foreign	Total	Foreign						Total	Foreign	Total	Foreign				
Mechelen (BE)																					
	1	01/12	02/12	3 818	3 818	1 166			9	160	57	0	0	T	3 061		51		4		
	2	07/10	09/10	10 598	10 598				5	220	23	4		T	5 989		51		3		
	1	01/12	02/12	721	721	281			4	41	23	2	2	T	738		51		4		
Mersin (TR)																					
	1	8/10	11/10	2 000	2 000	560			0	55	11	55	11	T/P	27 000	16	584	17	1		
	1	5/11	8/11	1 100	1 100	0			0	22	0	22	0	T/P	7 300	46	584	17	2		
	1	4/4	12/4	5 592	5 592	1 500			0	41	0	41	0	T/P	30 000	100	317	17	12		
	1	5/3	8/3	5 758	5 758	1 401			1	107	9	107	8	T/P	30 000	22	317	17	1		
	1	28/11	6/12	2 000	2 000	0			0	83	0	83	0	T/P	106 560	0	584	17	3		
	1	5/11	8/11	1 000	1 000	12			1	22	1	22	0	T/P	7 300	46	584, 317	17	26		
Metz (F)																					
	1	16/10	18/10	3 888	3 888	154	0	0	4	122	7			P	16 368	0	515	9	1		
	1	20/11	23/11	732	732	9	0	0	1	32	1			P	1 843	0	515	9	3		
	1	17/4	19/4	887	887	99	0	0		88	9			P	6 125	0	94	8	2		
	1	5/6	7/6	3 004	2 381	129	623	0	4	90	6			P	4 087	0	515	9	3		
	1	5/2	8/2	1 267	1 267	27	0	0	2	57	2			P	25 846	0	515	9	2		
	1	5/2	8/2	2 364	2 364	401	0	0	7	156	27			P	25 846	0	515	9	3		
	1	25/9	5/10	18 962	14 118	1 475	4 845	132	15	605	58			P	134 619	0	515	9	27		
	1	20/11	22/11	938	938	45	0	0	1	83	5			P	5 290	0	9	9	27		
	1	10/3	11/3	369	369	21	0	0		51	5	10	7	T	784	0	138	9	4		
	1	27/1	29/1	2 693	2 693	153	0	0	5	83	6			T	3 169	0	515	9	10		
	1	10/4	12/4	654	654	0	0	0	0	95	0			P	5 697	0	338	9	2		
	1	20/3	23/3	4 853	4 853	259	0	0	3	221	10			P	12 609	0	515	9	13		
Milano (I)																					
	1	5/12	13/12	63 070	62 789	27 457	281	0	83	3 090	1 155	0	0	P	2 996 040	5 012	328	5	27		
	2x1	15/1	16/1	1 470	1 470	84	0	0	5	63	6	0	0	T	931	153	42	11	25		
	2x1	2/7	3/7	1 039	1 039	116	0	0	5	47	7	0	0	T	1 178	176	42	11	25		
	1	12/2	14/2	13 459	13 459	4 794	0	0	67	1 116	168	588	191	T/P	27 922	2 206	294	11	6		
	2x1	22/5	25/5	4 019	4 019	1 512	0	0	12	124	61	1	0	T	4 193	489	294	11	24, 25		
	2x1	13/11	16/11	2 931	2 931	1 059	0	0	9	95	42	0	0	T	4 016	363	294	11	24, 25		
	3	19/5	23/5	4 646	4 646	361	0	0	11	121	15	51	43	T	18 795	4 359	123	11	11		
	1	19/5	23/5	818	818	105	0	0	4	26	4	4	0	T	15 097	3 539	408	11	19		
	1	17/11	22/11	143 760	58 760	24 147	85 000	0	40	588	320	845	536	T/P	565 000	24 458	192	5	16		
	3	5/10	10/10	116 433	116 433	83 620	0	0	40	1 569	1 063	0	0	T	155 362	79 833	207	5	19		
	2	3/11	6/11	635	635	44	0	0	2	29	3	4	1	T	762	163	750	11	1		
	1	26/3	29/3	4 000	4 000	2 500	0	0	6	160	140	5	0	T/P	6 500	3 300	226	5	14		
	2	14/4	19/4	38 600	38 600	13 454	0	0	26	475	203	0	0	T/P	incl. in SALONE INTERN		278	5	12		
	2x1	18/3	19/3	1 160	1 160	321	0	0	12	79	24	0	0	T	2 148	632	71	5	25		
	2x1	30/9	1/10	1 134	1 134	324	0	0	12	75	22	0	0	T	2 060	611	71	5	25		
	2	20/5	22/5	4 383	4 383	212	0	0	10	202	11	14	1	T	9 722	2 185	408	11	1		
	2x1	17/1	20/1	81 048	81 048	11 583	0	0	42	1 361	242	110	84	T	57 851	4 453	294	11	13		
	2x1	12/9	15/9	57 785	57 785	11 065	0	0	43	1 302	299	114	85	T	33 839	3 197	294	11	13		
	2	23/10	27/10	127 534	127 534	34 267	0	0	47	1 872	675	0	0	T	142 367	56 946	294	11	2		
	3	19/5	23/5	2 589	2 589	392	0	0	11	75	15	8	8	T	12 832	2 661	356	11	26		

2015 EVENTS BY CITY

	Interval Year	Opening date	Closing date	Space				Exhibitors				Visitors				Organizer	Auditor	Industry sector	
				Rented Space (sq.m)				Exhibitors with their own		Represented firms		Admission for Trade/Public							
				Total	Halls		Open air		from ... countries	Total	Foreign	Total	Foreign	Total	Foreign				
	Total	Foreign	Total	Foreign		Total	Foreign	Total	Foreign		Total	Foreign							
Milano (I)																			
VITRUM - SALONE INTERNAZIONALE SPECIALIZZATO DELLE MACCHINE, ATTREZZATURE ED IMPIANTI DEL VETRO PIANO E CAVO; DEL VETRO E DEI PRODOTTI TRASFORMATI PER L'INDUSTRIA	2	6/10	8/10	14 038	14 038	3 180	0	0	24	250	119	7	5	T	6 132	2 782	762	11	19
WHITE MILANO - COLLEZIONI ABBIGLIAMENTO E ACCESSORI DONNA	2x1	28/2	2/3	7 419	7 419	2 445	0	0	32	443	142	0	0	T	11 183	1 444	468	5	25
WHITE MILANO - COLLEZIONI ABBIGLIAMENTO E ACCESSORI DONNA	2x1	26/9	28/9	7 536	7 536	2 442	0	0	34	452	145	0	0	T	11 727	1 668	468	5	25
WHITE MILANO - PRESENTAZIONE DELLE COLLEZIONI UOMO E DONNA DI ABBIGLIAMENTO E ACCESSORI	2x1	17/1	19/1	3 863	3 863	1 476	0	0	23	188	88	0	0	T	4 053	851	468	5	25
WHITE MILANO - PRESENTAZIONE DELLE COLLEZIONI UOMO E DONNA DI ABBIGLIAMENTO E ACCESSORI	2x1	20/6	22/6	3 788	3 788	1 654	0	0	24	204	90	0	0	T	3 451	836	468	5	25
WORLD DOG SHOW		10/6	14/6	102 780	102 780		0	0		195	51	0	0	T/P	42 164	14 754	223	5	3
Mollerussa (E)																			
AUTOTARDOR	1	23/10	25/10	4 755	2 938	0	1 257	0	1	28	0	0	0	P			301	12	1, 16
AUTOTRAC	1	17/4	19/4	7 893	2 833	0	2 032	0	1	41	0	0	0	P			301	12	1, 16
EXPOCLASSIC	1	5/9	6/9	2 225	1 250	40	0	0	2	50	1	0	0	P	757	2	301	12	3, 16
FIRA DE SANT JOSEP	1	19/3	22/3	22 836	1 907	39	20 353	50	18	271	5	309	150	P			301	12	1, 16
Montluçon (F)																			
CHINEXPO - MONTLUÇON	1	7/3	8/3	3 585	3 585	0	0	0	0	140	0			P	6 647	0	129	9	3
FOIRE DE MONTLUÇON	1	26/9	4/10	17 927	7 435	18	10 492	0	2	268	2			P	67 203	0	129	9	27
Montpellier (F)																			
CREATIVA - MONTELLIER	1	15/1	18/1	1 943	1 943	138	0	0		121	11			P	14 820	0	528	8	3
FOIRE INTERNATIONALE - MONTELLIER	1	9/10	19/10	26 366	26 366	872	0	0		643	40			P	95 794	0	528	9	27
MILLESIME BIO - MONTELLIER	1	26/1	28/1	2 567	2 567	557	0	0		794	169			T	7 299	2 082	696	8	2
SALON SANTE SOCIAL PARAMEDICAL - MONTELLIER	1	28/11	28/11	335	335	9	0	0	1	23	1			P	1 749	0	346	9	8
SALONS CE MONTELLIER	1	8/9	9/9	689	689	35	0	0	3	98	9	8	0	T	629	0	138	9	4
Moscow (RU)																			
21 (44) International Fair Leather - Footwear - Fur - Technology	2x1	17/2	20/2	2 006	2 006	321	0	0	10	160	35	0	0	T	10 930	830	632		25
22 (45) International Fair Leather - Footwear - Fur - Technology	2x1	22/9	25/9	2 270	2 270	540	0	0	10	173	42	0	0	T	12 020	420	632		25
45 Federal Trade Fair for Apparel & Textile Textillegprom	2x1	22/9	25/9	23 385	23 385	7 151	0	0	26	1 646	430	20	7	T	20 900	1 420	632, 710		25
AgroFarm	1	3/2	5/2	7 368	7 368	4 278	0	0	29	360	166	24	3	T/P	8 707	435	715	14	1
Agroprod mash2015	1	5/10	9/10	21 300	21 270	10 032	30	0	34	713	321	1	1	T	20 650	1 860	249	14	2
Analitika Expo	1	14/4	17/4	4 247	4 247	1 087	0	0	18	221	56	8	1	T	5 817	203	537		18
Apparel Textile Salon	2x1	22/9	25/9	3 120	3 120	593	0	0	11	224	42	45	17	T	6 992	1 259	710		25
Apparel Textile Salon/International Salon of apparel fabrics and accessories for garment production	2x1	17/2	20/2	2 212	2 212	442	0	0	9	123	25	30	11	T	6 397	1 152	710		25
Apteka - 2015	1	5/12	8/12	1 272	1 272	162	0	0	15	181	24	38	7	T	6 761	878	232		22
Aqua-Therm Moscow	1	3/2	6/2	22 109	22 109	10 320	0	0	33	744	416	22	1	T	27 643	1 382	413	14	5
ARCH Moscow	1	27/5	31/5	2 676	2 226	180	450	0	9	259	15	2	0	T/P	23 228	3 758	258		5
ARMY-2015	2	16/6	19/6	32 032	18 783	578	13 249	378	10	750	24	100	4	T	83 160	0	376	14	7
Buybrand Expo	1	22/9	24/9	2 395	2 373	400	22	0	13	141	24	23	0	T	4 098	164	219	14	4
Cabex	1	17/3	20/3	2 204	2 204	619	0	0	12	124	37	18	0	T	4 207	196	537		18
Care Mother & Child - 2015	1	22/9	25/9	809	809	369	0	0	14	86	29	2	0	T	3 465	184	482	14	22
CeMAT Russia	1	22/9	25/9	3 758	3 752	1 284	6	0	16	138	40	5	2	T	4 368	131	413	14	26
Christmas Time / 100 Days Before New Year	1	8/9	11/9	1 039	989	25	50	0	6	87	5	0	0	T	3 900	100	258		3
CJF - Child and Junior Fashion2015. Spring	2x1	24/2	27/2	3 998	3 998	957	0	0	19	188	40	3	0	T	6 930	900	249	14	13
CJF-Child and Junior Fashion2015. Autumn	2x1	22/9	25/9	4 962	4 962	921	0	0	19	253	39	3	1	T	16 570	810	249	14	13
Climate World - 2015	1	1/3	4/3	10 444	10 444	2 140	0	0	24	325	111	23	7	T	14 984	686	232		5

2015 EVENTS BY CITY

	Interval Year	Opening date	Closing date	Space						Exhibitors						Visitors				Organizer	Auditor	Industry sector	
				Rented Space (sq.m)						Exhibitors with their own			Represented firms			Admission for Trade/Public	Total						
				Total	Halls		Open air		from ... countries	Total	Foreign	Total	Foreign	Total	Foreign								
					Total	Foreign	Total	Foreign															
Moscow (RU)																							
Composi-Expo.Polyurethanex 2015	1	25/2	27/2	2 547	2 547	1 027	0	0	19	168	59	52	6	T	8 400	760	522	14	17				
Construction Materials - 2015	1	26/1	29/1	3 787	3 787	523	0	0	12	226	36	24	3	T	10 540	410	232		5				
Consumexpo2015. Winter	2x1	19/1	22/1	2 987	2 987	1 209	0	0	18	210	86	3	2	T	6 285	145	249	14	27				
CranExpo	1	20/4	22/4	524	524	71	0	0	8	41	9	29	3	T	1 110	110	639		5				
Dacha. Garden. Landscape. Small Mechanization	1	19/3	23/3	1 322	1 322	112	0	0	10	208	10	7	0	T/P	16 700	0	559	14	3				
Design & Reklama	1	14/4	17/4	1 205	1 205	74	0	0	9	120	9	262	5	T	8 600	200	258		4				
DOMEXPO	2x1	3/4	5/4	1 179	1 179	347	0	0	17	94	29	5	0	T/P	3 885	520	639		15				
DOMEXPO	2x1	23/10	25/10	1 032	1 032	381	0	0	15	106	44	46	11	T/P	4 734	323	639		15				
Elektro2015	1	8/6	11/6	5 686	5 607	2 702	79	36	24	337	166	0	0	T	10 670	640	249	14	18				
ENES	1	19/11	21/11	1 758	1 758	499	0	0	12	96	17	92	13	T	8 140	407	260	14	9				
Expo 1520	1	2/9	5/9	10 318	4 619	2 151	5 699	832	16	218	95	24	7	T/P	8 450	170	110	14	26				
FastTec	1	6/10	8/10	184	184	162	0	0	2	20	17	1	0	T	677	21	537		5				
FLOWERS-2015	1	26/8	28/8	4 372	3 972	748	400	0	18	252	36	22	11	T/P	8 990	270	715	14	3				
GARDENTOOL - 2015	1	15/9	18/9	813	759	83	54	0	8	64	10	8	0	T	5 341	793	232		3				
Healthy lifestyle2015	1	7/12	11/12	3 745	3 745	977	0	0	18	239	61	3	2	T	23 050	1 150	249	14	22				
Heat Treatment - 2015	1	15/9	17/9	1 049	1 049	460	0	0	15	84	34	21	1	T	2 140	90	522	14	19				
Home Textile Salon/International Salon of decorative fabrics, home textiles and interior furnishings	2x1	17/2	20/2	1 893	1 893	473	0	0	9	102	25	23	7	T	5 786	868	710		25				
Home Textile Salon/International Salon of decorative fabrics, home textiles and interior furnishings	2x1	22/9	25/9	2 326	2 326	442	0	0	11	147	29	32	11	T	6 237	916	710		25				
Hunting and Fishing in Russia	2x1	25/2	1/3	13 562	13 139	820	423	0	15	792	43	27	4	T/P	51 340	1 540	639	14	3				
Hunting and Fishing in Russia	2x1	10/9	13/9	7 416	7 416	211	0	0	8	589	17	36	16	T/P	30 152	396	639		3				
Ingredients Russia	1	17/3	19/3	1 526	1 526	664	0	0	14	134	69	15	0	T	5 528	280	413		2				
Inlegmash2015	1	14/4	17/4	962	962	411	0	0	17	92	48	0	0	T	3 746	234	249		25				
Integrated Safety and Security Exhibition ISSE 2015	1	19/5	22/5	8 650	6 687	248	1 963	20	7	378	19	0	0	T	17 032	908	97		7				
Interlakokraska2015	1	3/3	6/3	3 568	3 568	1 758	0	0	24	202	102	4	0	T	7 460	450	249	14	17				
Interpolitex	1	20/10	23/10	8 497	8 497	792	0	0	12	452	54	0	0	T	15 891	1 058	96		7				
Khimia2015	2	27/10	30/10	6 791	6 791	3 553	0	0	25	391	201	13	2	T	16 410	1 480	249	14	17	See note			
LADYA. Winter's fairy tale	1	16/12	20/12	4 689	4 689	108	0	0	9	1 255	36	79	3	T/P	29 280	1 760	310	14	27				
LeShow	1	12/5	14/5	5 647	5 647	4 164	0	0	9	122	86	1	0	T/P	2 391	335	728	14	25				
Mashex Moscow	1	27/10	30/10	989	989	115	0	0	6	69	7	12	3	T	2 854	90	537		19				
Mebel2015	1	23/11	27/11	28 817	28 817	4 217	0	0	27	678	126	0	0	T	35 939	2 835	249		12				
Metal - Expo 2015	1	10/11	13/11	12 172	12 172	3 798	0	0	34	516	204	0	0	T	16 128	1 613	513	14	19				
Metalloobrabotka2015	1	25/5	29/5	37 441	36 165	10 191	1 276	827	31	949	475	0	0	T	25 811	1 309	249		19				
MIMS Automechanika Moscow	1	24/8	27/8	19 701	19 484	12 816	217	0	35	1 127	861	7	2	T	16 105	1 933	413, 500	14	16				
MIOGE	2	23/6	26/6	19 053	16 972	7 177	2 081	799	40	648	312	33	12	T	18 920	1 324	413	14	9				
MIPS	1	13/4	16/4	11 556	11 556	2 618	0	0	22	426	129	9	5	T	16 922	680	413		7				
Mir Detstva2015	1	22/9	25/9	13 144	13 144	2 093	0	0	30	502	77	6	1	T	17 440	850	249	14	13				
Mir Stekla2015	1	8/6	11/6	4 115	4 115	2 216	0	0	20	187	116	0	0	T	6 230	556	249		5				
MITT	1	18/3	21/3	17 141	17 129	12 971	12	0	76	1 852	1 303	36	11	T/P	30 352	3 005	413		3				
MosBuild. Building & Architecture Week	1	14/4	17/4	14 462	13 132	5 881	1 330	114	32	703	336	74	12	T	26 754	1 496	413		5				
MosBuild. Design & Décor Week	1	31/3	3/4	26 108	26 029	10 587	79	0	35	733	342	56	13	T	42 764	2 503	413		5				
Moscow Boat Show	1	10/3	15/3	8 700	8 700	580	0	0	17	167	28	28	6	T/P	9 260	930	163	14	26				
Moscow International Education Fair	1	15/4	18/4	3 176	2 851	199	325	0	10	205	10	1	0	T/P	11 670	1 050	521	14	8				
Moscow International Tool Expo MITEK-2015 (Variety of Tools)	1	8/11	11/11	6 152	6 001	3 038	151	64	20	349	220	11	4	T	11 640	700	232	14	19				
MVC: Cereals-Mixes Feed-Veterinary	1	27/1	29/1	9 799	9 799	3 560	0	0	30	383	117	20	5	T	3 410	307	475	14	1				
Navitech2015	1	22/4	24/4	1 481	1 481	107	0	0	5	47	5	0	0	T	4 367	211	249		19				
non/fiction	1	25/11	29/11	2 285	2 285	221	0	0	25	322	38	26	0	T	34 000	1 700	258		4				
Obuv. Mir Kozhi2015. Autumn	2x1	29/9	2/10	4 648	4 648	3 898	0	0	10	187	148	2	1	T	3 468	257	249	14	25				

2015 EVENTS BY CITY

	Interval	Year	Opening date	Closing date	Space					Exhibitors						Visitors				Organizer	Auditor	Industry sector		
					Rented Space (sq.m)					Exhibitors with their own			Represented firms			Admission for Trade/Public								
					Total	Halls		Open air		from ... countries	Total	Foreign	Total	Foreign	Total	Foreign	Total	Foreign						
Moscow (RU)																								
ufi					2x1	17/3	20/3	4 578	4 578	4 110	0	0	10	175	150	0	0	T	6 360	510	249	14	25	
ufi					1	21/9	24/9	6 452	6 452	3 603	0	0	50	586	213	13	1	T	16 265	1 280	232		3	
ufi					1	27/10	30/10	2 514	2 514	969	0	0	12	175	77	15	4	T	4 409	233	537		19	
ufi					1	24/11	27/11	7 036	7 036	3 094	0	0	25	377	169	28	12	T	5 984	383	413		22	
ufi					1	16/3	19/3	1 755	1 755	530	0	0	14	151	47	6	0	T	7 160	500	249	14	23	
ufi					1	9/2	13/2	43 225	43 219	11 447	6	0	66	1 982	720	0	0	T	54 674	5 267	249		2	
ufi					1	22/9	25/9	3 671	3 671	515	0	0	9	205	35	0	0	T	11 153	607	249		4	
ufi					1	16/6	19/6	10 196	9 744	2 449	452	0	29	515	136	7	4	T	18 028	1 130	537		11	
					2x1	28/3	5/4	2 699	2 699	119	0	0	6	217	8	0	0	T/P	26 400	0	258		3	
					1	8/12	11/12	5 877	5 877	600	0	0	17	312	32	0	0	T	23 000	2 000	68		7	
ufi					1	12/5	15/5	7 814	7 639	2 998	175	0	20	363	167	18	0	T	14 870	570	249	14	21	
ufi					1	19/10	22/10	1 725	1 725	441	0	0	10	100	32	11	1	T	4 720	140	249	14	19	
ufi					1	21/4	24/4	2 387	2 387	1 594	0	0	15	158	105	0	0	T	3 353	324	249		17	
ufi					1	21/4	24/4	8 154	8 154	3 554	0	0	27	339	179	25	11	T	13 516	1 521	413		26	
ufi					1	6/10	9/10	4 439	4 439	1 448	0	0	14	186	56	17	2	T	5 281	139	537		19	
ufi					2	24/11	27/11	8 214	8 214	4 574	0	0	20	294	172	15	2	T	8 316	503	537		1	
ufi					1	14/9	17/9	22 804	22 804	13 824	0	0	62	1 522	1 042	59	19	T	30 981	4 099	413		2	
ufi					1	7/12	11/12	12 010	12 010	5 134	0	0	34	724	270	8	5	T	23 260	1 160	249	14	22	
Note: includes "Plastics Industry Show2015"																								
Mugla (TR)																								
					1	5/3	8/3	4 340	4 340	445			0	168	9	168	9	T/P	103 450	1 043	253	17	1	
					1	15/4	18/4	3 800	3 800	280			0	50	0	50	0	T/P	53 586	1 340	477	17	1	
					1	18/3	21/3	2 250	2 250	0			0	34	0	34	0	T/P	9 874	326	477	17	3	
					1	11/3	14/3	3 000	3 000	650			0	62	0	62	0	T/P	11 429	694	477	17	2	
					1	28/10	31/10	1 300	1 300	0			0	31	0	31	0	T/P	10 217	316	477	17	5	
Mulhouse (F)																								
					1	6/2	8/2	3 363	3 363	426	0	0	10	179	33	179	33	P	14 361	0	533	9	27	
					1	14/5	25/5	11 501	6 655	228	4 846	85	7	302	12	593	308	P	61 593	0	533	9	27	
					1	1/10	11/10	7 372	6 247	105	1 125	0		260	6	296	145	P	126 155	8	533	9	27	
München (D)																								
ufi					2	19/1	24/1	121 691	121 236	24 865	455		42	1 988	635			T	254 441	75 473	502	10	5	
ufi					3	20/10	23/10	20 297	20 297	10 379	0		37	594	368			T	14 324	8 558	502	10	5	
ufi					1	20/10	22/10	5 594	5 489	2 239	105	45	26	325	129	7	4	T	8 435		534	10	26	See note
ufi					1	5/10	7/10	33 564	33 564	7 193	0		33	1 707	403			T	34 791	9 915	502	10	5	
					1	18/2	22/2	27 111	27 111	6 695	0		60	1 194	514			P	122 504	2 450	502	10	3	
					3	12/9	17/9	78 339	78 339	45 214	0		57	1 309	864			T	77 814	50 104	334	10	2	
ufi					1	20/2	23/2	27 501	27 501	8 095	0		37	1 026	450			T	26 387	8 400	502	10	25	
					1	11/3	17/3	32 440	32 440	4 523	0		36	1 001	210	9		T/P	130 939	2 226	333	10	19	
					1	10/6	12/6	34 905	34 905	16 696	0		42	1 005	560			T	37 507	18 269	318	10	9	
ufi					1	5/2	8/2	105 561	105 561	81 943	0		55	2 529	2 185			T	83 223	53 654	502	10	3	
ufi					2	22/6	25/6	23 800	23 800	8 426	0		42	1 227	750	18	15	T	31 279	17 501	502	10	19, 22	
					1	4/3	5/3	1 273	1 273	579	0		19	133	65			T	2 327	1 135	502	10	18	
					1	9/1	11/1	22 921	22 921	6 656	0		36	528	264			T	25 671	6 930	333	10	23	
					2	10/11	13/11	41 323	41 323	14 300	0		40	1 160	535	21	13	T	37 191	19 441	502	10	18, 19	
ufi					2	5/5	8/5	63 955	55 241	20 873	8 714	2 592	62	2 050	993			T	55 438	22 461	502	10	26	

Note: Visitor attendance determined by a representative poll in the combination of ceramitec/eCarTec/MATERIALICA/sMove360°. Multiple answers were permitted.

2015 EVENTS BY CITY

	Interval Year	Opening date	Closing date	Space				Exhibitors				Visitors				Organizer	Auditor	Industry sector	
				Rented Space (sq.m)				Exhibitors with their own		Represented firms		Admission for Trade/Public							
				Total	Halls	Open air	from ... countries	Total	Foreign	Total	Foreign	Total	Foreign	Total	Foreign				
	Total	Foreign	Total	Foreign															
Münster (D)																			
IPOMEX	2	14/4	16/4	1 688	1 343	541	345	200	17	118	61			T	942	228	507	10	7
Murcia (E)																			
BODA Y HOGAR	1	20/11	22/11	5 476	3 726	0	0	0	1	104	0	0	0	T/P			380	12	13, 25
DESEMBALAJE DE ANTIGUEDADES	1	25/9	27/9	2 116	2 116	0	0	0	1	103	0	0	0	T/P			380	12	3
EQUIMUR	1	19/3	22/3	9 293	1 728	36	0	0	3	110	2	0	0	T/P			380	12	1, 3
EXPOSICIÓN CANINA	1	7/11	8/11	7 525	1 145	0	0	0	10	537	23	0	0	T/P			612, 380	12	1, 3
FAME INNOWA	1	13/5	16/5	10 442	10 442	20	0	0	2	150	0	0	0	T/P			380	12	1
SALON DE LA AUTOMOCION E INDUSTRIAS AFINES	1	5/12	8/12	11 507	11 507	0	0	0	1	53	0	0	0	T/P			380	12	16
SALÓN DEL VEHICULO DE OCASIÓN	1	24/4	26/4	9 426	9 426	6	0	0	2	39	0	0	0	T/P			380	12	16
SALÓN ERÓTICO DE MURCIA	1	7/3	8/3	2 029	1 739	0	0	0	1	24	0	0	0	P			380	12	3
WINTER FREAK		28/2	1/3	5 151	526	0	0	0	1	31	0	0	0	P			380	12	3
Namur (BE)																			
Antica Namur 2015	1	14/11	22/11	4 925	4 925	1 636	0	0	8	118	48	1	1	P	21 304		51		3
Bois & Habitat 2015	1	20/03	23/03	5 746	5 746		0	0	7	185	17			P	18 520		51		3, 5, 10
Energie et Habitat 2015	1	15/10	18/10	5 229	5 229		0	0	5	171	9			P	10 994		51		3, 5, 10
RETRO MADE IN ASIA	1	30/9	2/10	10 000	10 000				75	5		100	25	P			149		3
Soins & Santé	2	5/3	6/3	4 589	4 589		0	0	5	175	15			T	3 375		51		22
Nancy (F)																			
FOIRE INTERNATIONALE - NANCY	1	29/5	8/6	17 698	10 349	578	7 349	558	21	480	42			P	74 365	0	307	9	27
HABITAT DECO - NANCY	1	5/3	9/3	5 287	5 101	15	186	0	1	238	1			P	17 511	0	307	9	13
HABITAT DECO & ANTIQUAIRES ET ART CONTEMPORAIN - NANCY	1	27/3	30/3	1 190	1 190	64	0	0	1	55	2			P	3 316	0	307	9	13
MARIAGE - NANCY	1	7/11	8/11	715	715	6	0	0	1	57	1			P	4 117	0	9	9	27
SALON DES VIGNERONS INDÉPENDANTS DE BORDEAUX ET D'AQUITAINE - NANCY	1	3/4	5/4	433	433	0	0	0	0	58	0			P	1 949	0	758	9	2
SALONS CE CONTACT NANCY	1	8/10	8/10	285	285	15	0	0	2	53	3	1	1	T	367	0	138	9	4
SDL	1	14/10	15/10	912	912	17	0	0	1	44	1	4	0	T	1 439	164	390	9	4
Nantes (F)																			
ART TO PLAY - NANTES	1	21/11	22/11	1 116	1 116	42	0	0	2	48	3			P	21 450	0	256	9	3
BIOGAG EUROPE	1	19/3	20/3	2 324	2 324	754	0	0		235	84			T	3 417	183	91	8	10
BOIS ENERGIE - NANTES	2	19/3	22/3	11 423	11 423	2 285	0	0		380	128			P	9 506	305	91	8	10
CREATIVA - NANTES	1	29/10	1/11	2 180	2 180	163	0	0	6	162	11			P	21 744	0	256	9	3
DISGROUP	1	1/10	2/10	711	711	27	0	0	2	79	3			T	160	0	335	9	2
DRONE EXPERIENCE - NANTES	1	18/9	19/9	507	507	0	0	0	0	58	0			T/P	4 581	0	256	9	21
FOIRE INTERNATIONALE - NANTES	1	3/4	13/4	29 554	17 398	351	12 156	140	13	688	29			P	69 774	0	256	9	27
FORMATHEQUE	1	16/1	18/1	4 352	4 352	0	0	0	1	191	0			P	16 774	0	256	9	8
FORMATIONS ARTISTIQUES ET COMMUNICATION - NANTES	1	27/2	28/2	219	219	9	0	0	1	19	1			P	1 731	0	346	9	8
HABITAT DÉCO - NANTES	1	6/11	8/11	8 294	8 294	18	0	0	1	386	1	101	43	P	20 302	0	256	9	13
MOBILIER - NANTES	1	1/2	3/2	8 554	8 554	4 245	0	0	8	118	55			T	3 027	591	256	9	13
NANTES PADDLE EXPERIENCE	1	5/9	5/9	60	0	0	60	0	0	4	0			P	239	0	256	9	3
PECHE EN MER - NANTES	1	13/2	15/2	3 745	3 745	69	0	0	2	127	3			P	15 153	0	256	9	3
POUR L'AMOUR DU FIL - NANTES	1	22/4	25/4	1 108	1 108	135	0	0	10	96	22			P	8 626	0	12	9	3
PUCES AUTOS-MOTOS - NANTES	1	11/1	11/1	3 123	3 123	0	0	0	0	205	0			P	7 319	0	454	8	16
RÉCEPTION & MARIAGE - NANTES	1	6/11	8/11	1 296	1 296	0	0	0	0	111	0			P	5 494	0	256	9	25
SALON ZEN ET BIO	1	9/10	11/10	1 788	1 788	76	0	0		201	5			P	14 869	0	683	8	27
SALONS CE NANTES	1	22/9	23/9	893	893	10	0	0	2	132	2	12	0	T	1 462	0	138	9	4
SERBOTEL - NANTES	2	18/10	21/10	12 950	12 950	363	0	0	6	475	16			T	34 225	219	256	9	2
SIT NANTES	1	27/2	1/3	2 489	2 489	0	0	0	0	480	0			P	36 011	0	23	9	3
VEHICULES DE LOISIRS NEUFS - NANTES	1	9/10	12/10	13 960	0	0	13 960	0	0	12	0			P	6 155	0	256	9	16
VINS ET GASTRONOMIE - NANTES	1	13/11	16/11	1 908	1 908	0	0	0	0	183	0			P	15 929	0	338	9	2

2015 EVENTS BY CITY

	Interval	Year	Opening date	Closing date	Space					Exhibitors					Visitors				Organizer	Auditor	Industry sector	
					Rented Space (sq.m)					Exhibitors with their own			Represented firms		Admission for Trade/Public	Total						
					Total	Halls		Open air		from ... countries	Total	Foreign	Total	Foreign		Total	Foreign					
Napoli (I)																						
	1	19/6	28/6	5 962	3 704	30	2 258	58	11	126	6	30	16	T	52 598	6 230	529	5	27			
	1	24/5	26/5	5 124	2 556	120	2 568	0	10	200	20	150	20	T/P	14 805	759	355	5	2			
Nevers (F)																						
	1	22/10	23/10	1 427	1 427	0	0	0	0	68	0			T	820	0	543	9	4			
	1	14/3	22/3	7 420	4 918	66	2 502	0		238	5			P	56 589	0	543	9	27			
	1	6/11	8/11	1 706	1 592	0	114	0	0	109	0			P	3 722	0	543	9	13			
	1	14/11	15/11	567	567	0	0	0	0	57	0			P	4 912	0	543	9	2			
Nice (F)																						
	1	19/6	21/6	694	694	72	0	0	5	81	6			P	31 052	0	542	9	10			
	1	10/1	12/1	3 885	3 885	549	0	0		209	25			T	12 338	0	558	8	13			
	1	7/3	15/3	17 859	10 957	920	6 902	56	16	481	45	400	129	P	94 856	298	542	9	27			
	1	16/1	17/1	1 575	1 575	144	0	0		175	16			P	24 495	0	347	8	8			
	1	6/2	8/2	1 366	1 366	0	0	0	0	226	0			P	7 218	0	759	9	2			
Niğde (TR)																						
	1	5/11	8/11	15 000	15 000	0			0	160	0	160	0	T/P	50 000	0	75	17	1			
Nimes (F)																						
	1	3/12	7/12	1 674	1 674	0	0	0	0	71	0			P	4 154	0	119	9	3			
	1	10/4	13/4	687	687	0	0	0	0	83	0			P	5 806	0	119	9	24			
	1	17/4	19/4	640	640	0	0	0	0	54	0			P	3 514	0	119	9	15			
	1	7/11	13/11	1 887	1 887	0	0	0	0	176	0			P	15 576	0	119	9	3			
Nizhny Novgorod (RU)																						
	1	19/5	22/5	1 362	912	28	450	39	4	112	4	13	0	T	9 012	0	544		10			
	1	9/9	11/9	4 173	3 965	313	208	28	9	212	22	0	0	T	11 000	150	544		19			
	1	19/5	22/5	2 432	1 103	42	1 329	250	11	152	10	9	0	T/P	incl. in Great Rivers/ICEF		544		5			
Novi Sad (SRB)																						
	1	9/5	15/5	53 031	9 194	1 521	43 837	2 435	23	524	117			T/P	96 731	6 440	549	4	1			
	1	7/10	11/10	4 636	4 236	221	400	0	2	109	15			T/P	19 123	967	549	4	3			
Novokuznetsk (RU)																						
	1	2/6	5/6	11 928	5 642	1 992	6 286	1 920	25	480	167	0	0	T	11 450	460	434,490	14	9			
Novosibirsk (RU)																						
	1	19/5	21/5	522	522	117	0	0	5	86	13	28	0	T	1 160	5	414		22			
	1	3/2	6/2	2 746	2 626	327	120	0	10	210	20	39	0	T	7 718	92	414		5			
	1	17/2	20/2	2 037	1 917	185	120	0	7	104	8	29	0	T	5 530	51	414		5			
	1	16/4	18/4	432	432	186	0	0	19	130	28	19	0	T/P	1 849	18	414		3			
Nürnberg (D)																						
	2	24/3	26/3	21 857	21 857	765	0		15	681	53			T	26 976	269	266	10	22			
	2	9/6	10/6	1 630	1 630	643	0		12	69	21			T	1 022	327	551,760	10	16			
	1	11/2	14/2	40 826	40 335	23 241	491	491	74	2 344	1 648			T	44 624	20 419	551	10	2,22			
	1	10/11	12/11	42 940	42 940	18 254	0		49	1 083	503			T	37 137	15 251	551	10	2			
	1	24/6	25/6	4 459	4 459	331	0		12	266	22			T	5 878	376	551	10	21			
	2	14/1	16/1	9 112	9 112	203	0		8	246	11			T	10 933	97	334	10	18			
	1	24/2	26/2	22 670	22 670	7 786	0		37	902	411			T	25 529	8 555	551	10	18			
	1	4/3	5/3	1 713	1 583	584	130	50	20	123	67			T	2 069	862	551	10	21			
	2	21/4	23/4	36 529	36 529	19 408	0		42	1 024	681			T	28 481	17 777	551,760	10	17			
	1	29/9	1/10	59 238	59 238	12 774	0		38	1 565	496			T	44 022	10 287	551	10	11			
	1	18/2	19/2	3 397	3 397	207	0		8	217	15			T	5 224	243	551	10	19			
	2	22/2	25/2	21 249	21 249	1 448	0		20	640	84	43	7	T	27 043		18	10	2			

2015 EVENTS BY CITY

	Interval Year	Opening date	Closing date	Space				Exhibitors				Visitors				Organizer	Auditor	Industry sector	
				Rented Space (sq.m)				Exhibitors with their own		Represented firms		Admission for Trade/Public							
				Total	Halls		Open air		from ... countries	Total	Foreign		Total	Foreign	Total				
	Total	Foreign	Total	Foreign		Total	Foreign	Total	Foreign		Total	Foreign							
Nürnberg (D)																			
Insights-X	1	8/10	11/10	6 854	6 854	2 993	0		34	185	99			T	4 365	1 524	684	10	11
it-sa - The IT Security Expo and Congress	1	6/10	8/10	5 829	5 829	633	0		18	428	105			T	9 015	451	551	10	7
IWA OutdoorClassics	1	6/3	9/3	48 704	48 704	33 913	0		54	1 379	1 084			T	41 748	25 300	551	10	3
PCIM Europe	1	19/5	21/5	11 159	11 159	4 555	0		29	417	211	88	72	T	8 976	3 573	485	10	18
SENSOR+TEST - The Measurement Fair	1	19/5	21/5	8 156	8 156	2 221	0		31	548	190			T	7 212	1 659	33	10	19
SMT / HYBRID / PACKAGING	1	5/5	7/5	12 926	12 926	2 054	0		31	470	167	46	38	T	15 002	4 351	484	10	18
Spielwarenmesse® - International Toy Fair Nürnberg	1	28/1	2/2	109 305	109 305	60 136	0		67	2 857	2 051			T	70 084	40 420	684	10	3
SPS/IPC/DRIVES	1	24/11	26/11	74 374	74 374	12 155	0		44	1 668	532	253	92	T	64 386	15 462	551	10	18
Stone+tec Nürnberg - International Trade Fair Natural Stone and Stoneprocessing Technology	2	13/5	16/5	17 925	17 925	7 096	0		31	446	260			T	15 161	3 547	551	10	5
Werkstätten:Messe - Workshops for the disabled show their excellence - variety - quality	1	12/3	15/3	6 710	6 710	175	0		5	219	9			T/P	18 845	37	551	10	27
Oberwart (AUT)																			
Genuss Burgenland	1	7/11	8/11	1 051	1 051	44	0	0	3	123	3	0	0	P	5 763		109	1	2
Offenbach (D)																			
I.L.M - International Leather Goods Fair Offenbach - Summer Styles	1	12/9	14/9	12 870	12 870	5 806	0		25	260	138			T	5 573	1 384	503	10	25
I.L.M - International Leather Goods Fair Offenbach - Winter Styles	1	27/2	1/3	12 886	12 886	5 668	0		25	250	128			T	5 750	1 383	503	10	25
Offenburg (D)																			
Badische Weinmesse - Regional Wine Exhibition	1	9/5	10/5	1 206	1 206	23	0		3	123	3			P	4 701	66	504	10	27
OBERRHEIN MESSE Offenburg - Consumer Goods Fair	1	26/9	4/10	19 584	9 745	808	9 839	26	11	461	32			P	62 838	2 828	504	10	27
Orange (F)																			
PRINCE D'ORANGE - MARCHÉ DE L'HISTOIRE - ORANGE	1	4/4	5/4	1 192	1 192	445	0	0		71	18			P	1 699	0	145	8	3
Orléans (F)																			
ANTIQUITES - ORLEANS	1	13/3	16/3	2 073	2 073	27	0	0	3	117	3			P	5 111	0	561	9	3
AUTO - ORLEANS	1	8/10	12/10	8 710	8 685	0	25	0	0	29	0			P	17 007	0	561	9	16
FOIRE EXPOSITION - ORLEANS	1	10/4	19/4	14 056	8 307	132	5 749	0	6	321	7			P	46 650	0	561	9	27
GASTRONOMIE ET VINS - ORLEANS	1	20/11	23/11	2 824	2 824	15	0	0	1	203	1			P	21 532	0	561	9	2
HABITAT & DECORATION - ORLEANS	1	18/9	21/9	5 655	5 478	0	177	0	0	261	0			P	13 557	0	561	9	13
SALONS CE ORLEANS	1	31/3	1/4	333	333	0	0	0	0	44	0	5	0	T	421	0	138	9	4
TERRE NATURELLE - ORLEANS	1	17/10	19/10	1 071	1 071	54	0	0	1	112	1			P	6 368	0	561	9	27
VINS DE FRANCE - ORLEANS	1	13/2	15/2	677	677	6	0	0		77	1			P	4 776	0	121	8	2
Ostróda (PL)																			
AMA Autumn	2x1	29/8	30/8	6 483	6 483	0	0	0	1	42	0	0	0	P	5 224		245	4	16
AMA Spring	2x1	21/2	22/2	1 942	1 942	21	0	0	3	36	2	0	0	P	7 603		245	4	16
AMIA	1	28/5	30/5	895	829	27	66	0	3	37	2	0	0	T	2 162		245	4	12
Asia Trade Knowhow	1	19/11	21/11	168	168	18	0	0	11	28	11	0	0	T	621		245	4	4
BeautySpaFashion	1	21/11	22/11	525	525	0	0	0	1	60	0	0	0	P	1 037		245	4	14
Education	1	10/4	10/4	164	164	0	0	0	1	27	0	0	0	P	687		245	4	8
Energy Expo	1	26/11	27/11	375	375	0	0	0	1	29	0	0	0	T	827		245	4	9
Fabulous Santa Claus	1	5/12	6/12	408	408	0	0	0	1	39	0	0	0	P	11 696		245	4	27
Garden Arena	1	2/10	4/10	1 804	1 709	0	95	0	1	58	0	0	0	P	incl. in HUBERTUS		245	4	3
GASTRO ARENA	1	15/4	17/4	629	629	0	0	0	1	32	0	0	0	T/P	1 951	6	245	4	2
Green Arena	1	21/3	22/3	926	926	0	0	0	1	76	0	0	0	P	5 352		245	4	3
HUBERTUS ARENA	1	2/10	4/10	2 123	2 123	93	0	0	8	135	9	0	0	P	12 605		245	4	3
Land of Fabula	1	20/6	21/6	300	300	0	0	0	1	18	0	0	0	P	4 492		245	4	27
MTM	1	8/9	11/9	6 508	6 498	110	10	0	5	95	4	0	0	T	11 748	1 856	245	4	12
SACRUM ARENA	1	18/9	19/9	649	649	0	0	0	1	78	0	0	0	T/P	632		245	4	4
Tourism & Event	1	8/10	9/10	560	560	60	0	0	2	60	10	0	0	T	56	40	245	4	6
Vital Sport	1	11/4	12/4	2 664	2 664	0	0	0	1	75	0	0	0	T/P	5 999		245	4	3

2015 EVENTS BY CITY

	Interval Year	Opening date	Closing date	Space				Exhibitors						Visitors				Organizer	Auditor	Industry sector	
				Rented Space (sq.m)				Exhibitors with their own			Represented firms			Admission for Trade/Public		Total					
				Total	Halls		Open air		from ... countries	Total	Foreign	Total	Foreign	Total	Foreign	Total	Foreign				
Ourense (E)																					
NORTRANS - SALÓN DEL TRANSPORTE Y LA LOGÍSTICA	2	26/6	27/6	5 734	5 455	37	0	0	2	44	3	0	0	T/P	341	69	263	12	26		
TERMATALIA - FERIA INTERNACIONAL DEL TURISMO TERMAL, SALUD Y BIENESTAR	1	24/9	26/9	4 363	2 700	1 064	15	0	38	288	158	0	0	T/P	2 450	206	263	12	6, 22		
VINIS TERRAE - SALON DEL VINO Y LICORES GALLEGOS DE CALIDAD	2	25/5	26/5	2 838	917	60	0	0	2	106	2	0	0	T/P	345	50	263	12	1		
XANTAR - SALÓN INTERNACIONAL DE TURISMO GASTRONÓMICO	1	4/3	8/3	5 202	4 216	810	40	0	10	157	35	0	0	T/P	355	128	263	12	2, 6		
Oyonnax (F)																					
SPIDO - OYONNAX	1	10/6	12/6	1 110	1 110	0	0	0	0	87	0			T	2 168	0	17	8	19		
Padova (I)																					
AUTO E MOTO D'EPOCA	1	22/10	25/10	40 620	33 899	2 539	6 721	184	8	898	119	0	0	T/P	56 017	7 058	564	5	9		
CAMPIONARIA	1	16/5	24/5	18 479	15 613	1 164	2 866	0	20	397	44	110	5	P	203 246	0	564	5	1		
FLORMART	1	9/9	11/9	5 049	4 214	473	835	103	12	201	31	0	0	T	4 640	289	564	5	1		
Palma de Mallorca (E)																					
Boat Show Palma	1	30/4	4/5	10 082	1 263	168	8 607	864	6	170	30	32	32	T/P	11 296	4 483	396	12	3		
Nupcial	1	13/11	15/11	1 527	1 027	0	0	0	1	75	0	0	0	P	1 198	0	396	12	3		
Paris (F)																					
ANALYSE INDUSTRIELLE	1	25/3	26/3	854	854	114	0	0	5	56	8	2	1	T	1 008	0	95	9	19		
APPAREL SOURCING PARIS	2x1	14/9	17/9	4 209	4 209	4 191	0	0	14	400	398			T	incl. In TEXWORLD		497	9	25		
ART PARIS ART FAIR	1	25/3	29/3	6 043	6 043	2 595	0	0		144	63			T/P	44 384	0	50	8	3		
ATRIUM CULTUREL	1	15/6	15/6	94	94	0	0	0	0	47	0			T	143	0	445	8	4		
BABY - PARIS	2x1	13/3	15/3	2 003	2 003	225	0	0		103	11			P	29 148	0	268	8	13		
BABY - PARIS	2x1	9/10	11/10	1 922	1 922	264	0	0		93	13			P	26 210	0	268	8	13		
BABY COOL EVENT PARIS	1	29/8	31/8	6 698	6 698	1 745	0	0	8	127	40			T	1 148	39	536	9	13		
BATIMAT	2	2/11	6/11	75 739	73 906	32 728	1 833	244	52	1 697	900			T	131 115	31 395	618	9	5		
BIENNALE PHILATÉLIQUE DE PARIS	2	19/3	21/3	765	765	24	0	0		47	2			P	4 200	0	135	8	3		
BIJORHCA PARIS	2x1	23/1	26/1	5 360	5 360	3 004	0	0	31	469	237	17	8	T	13 522	4 409	618	9	24		
BIJORHCA PARIS	2x1	4/9	7/9	5 920	5 920	3 181	0	0	34	519	266	51	31	T	13 200	4 002	618	9	24		
CARTES - SECURE CONNEXIONS	1	17/11	19/11	11 022	11 022	8 888	0	0	41	391	320	3	1	T	9 629	6 373	138	9	21		
CHEVAL - PARIS	1	28/11	6/12	13 152	13 152	1 780	0	0	10	319	45			P	74 873	0	138	9	3		
CHOCOLAT - PARIS	1	28/10	1/11	5 814	5 814	3 214	0	0	26	215	67	225	67	P	97 316	0	240	9	2		
CLUB EXPO JARDILAND - PARIS	1	18/2	18/2	378	378	110	0	0		19	8			T	400	0	416	8	1		
COSMETAGORA	1	13/1	14/1	1 476	1 476	267	0	0		143	31			T/P	2 332	0	675	8	14		
CREATIONS & SAVOIR-FAIRE	1	18/11	22/11	3 867	3 867	347	0	0	10	292	35	3	0	P	39 923	0	138	9	13		
DESTINATION NATURE, LE SALON DES NOUVELLES RANDONNÉES	1	19/3	22/3	2 038	2 038	259	0	0	16	291	32			P	48 261	0	172	9	3		
DIGITAL (IN) STORE BY EQUIPMAG	1	21/9	23/9	1 197	1 197	138	0	0	9	88	12	13	1	T	2 971	265	138	9	27		
DOCUMATION	1	18/3	19/3	1 426	1 426	152	0	0	9	154	21			T	3 311	195	618	9	21		
E-COMMERCE PARIS	1	21/9	23/9	5 993	5 993	587	0	0	20	440	57			T	18 429	1 559	138	9	21		
E-MARKETING PARIS	1	14/4	16/4	2 801	2 801	195	0	0		292	28			T	15 200	403	704	9	21		
ENOVA PARIS (CARREFOUR DE L'ÉLECTRONIQUE, MESUREXPOVISION, OPTO, RF&HYPER)	1	22/9	24/9	3 328	3 328	354	0	0	13	301	41	42	27	T	6 259	309	340	9	19		
EQUIPAUTO	2	13/10	17/10	40 579	40 579	17 617	0	0	32	1 001	636	32	26	T	46 355	9 721	225	9	16		
EUROPROPRE - MULTISERVICES	2	31/3	2/4	3 316	3 316	577	0	0		122	19			T	9 577	301	704	8	10		
EXPOBIOGAG - PARIS	1	16/6	18/6	1 513	1 513	277	0	0	10	123	31			T	2 036	228	339	9	10		
EXPOPRESSE	2	14/3	15/3	2 150	2 150	0	0	0	0	63	0			T	4 065	12	749	8	4		
FAIRE CONSTRUIRE SA MAISON	1	18/9	20/9	2 397	2 397	104	0	0	4	90	6			P	17 872	0	567	9	15		
FIAC	1	20/10	23/10	8 985	8 985	6 756	0	0	23	188	134			T/P	67 142	0	618	9	3		
FOIRE D'AUTOMNE - PARIS	1	23/10	1/11	10 629	10 629	998	0	0	18	358	47			P	106 767	0	138	9	27		
FOIRE INTERNATIONALE - PARIS	1	29/4	10/5	73 944	73 323	10 250	621	12	56	2 177	468	624	369	P	542 183	0	138	9	27		
FOIRE MUSULMANE - BOURGET	1	3/4	6/4	4 258	4 258	1 170	0	0		203	45			P	free entry		327	8	27		
FORUM DES TÉLÉCOMMUNICATIONS - PARIS	1	12/2	12/2	1 562	1 562	18	0	0		112	2			P	5 000	1 000	706	8	8		

2015 EVENTS BY CITY

Interval Year	Opening date	Closing date	Space						Exhibitors						Visitors				Organizer	Auditor	Industry sector	
			Rented Space (sq.m)						Exhibitors with their own			Represented firms			Admission for Trade/Public							
			Total	Halls		Open air		from ... countries	Total	Foreign	Total	Foreign	Total	Foreign	Admission for Trade/Public	Total	Foreign					
				Total	Foreign	Total	Foreign															
Paris (F)																						
	1	25/1	25/1	525	525	513	0	0		31	30				P	1 790	1 699	37	8	8		
	2	31/3	2/4	5 837	5 837	783	0	0	15	267	55				T	7 463	666	340	9	22		
	1	22/3	25/3	10 700	10 658	1 680	42	0	21	539	95				T	35 538	2 771	618	9	27		
	2	19/11	21/11	8 800	8 800	1 078	0	0	12	241	51	34	10		T	4 990	708	618	9	27		
	1	3/2	4/2	5 515	5 515	0	0	0	0	564	0				T	2 057	0	324	8	27		
	1	24/11	26/11	6 056	6 056	250	0	0		363	20				T	13 234	263	704	8	27		
	2	2/11	6/11	7 872	7 872	3 920	0	0	18	176	116				T/P	4 870	816	618	9	13		
	1	29/9	2/10	10 580	10 540	4 332	40	0	74	443	183	15	1		T	25 287	6 807	618	9	3		
	1	7/10	8/10	1 751	1 751	167	0	0	9	168	14				T	4 838	172	375	9	5		
	2	2/11	6/11	20 017	20 017	5 520	0	0	32	503	196				T	25 177	2 335	618	9	5		
	2x1	4/7	6/7	5 676	5 676	4 878	0	0	32	261	211	12	10		T	10 300	7 358	237	9	25		
	2x1	24/1	26/1	3 231	3 231	2 576	0	0	24	166	127	12	10		T	7 812	4 996	237	9	25		
	3	20/4	25/4	140 793	87 061	45 709	53 732	23 066	38	1 273	837	142	110		T	88 254	26 640	401	9	5		
	1	3/2	4/2	3 510	3 510	413	0	0	15	260	37				T	7 428	28	618	9	21		
	1	24/6	25/6	1 053	1 053	270	0	0		61	17				T	578	0	416	8	1		
	1	10/3	12/3	24 110	24 110	17 844	0	0		1 089	835				T	21 317	15 777	419	8	19		
	1	12/2	15/2	2 400	2 400	443	0	0		216	39				P	29 905	0	159	8	3		
	1	8/3	10/3	1 598	1 598	466	0	0		74	20				T	2 490	0	159	8	3		
	1	6/3	8/3	1 760	1 760	1 270	0	0		352	254				P	26 610	0	447	8	3		
	1	5/2	9/2	2 692	2 692	197	0	0		296	17				P	35 672	0	683	9	14		
	1	26/9	27/9	2 313	2 313	5	0	0		200	1				P	38 913	0	453	8	25		
	1	9/4	11/4	6 993	6 993	252	0	0		205	23				T/P	85 197	35 783	34	8	3		
	1	19/3	23/3	13 823	13 823	2 173	0	0	34	1 015	187	7	2		P	145 257	0	618	9	3		
	1	17/10	18/10	3 605	3 605	122	0	0	3	99	5	2	0		T	5 058	14	168	9	2		
	2x1	26/11	29/11	2 142	2 142	0	0	0	0	123	0				P	8 883	0	470	9	3		
	1	8/4	9/4	730	730	0	0	0	0	99	0				T	2 117	59	591	8	25		
	2x1	23/1	27/1	122 973	122 973	80 246	0	0	61	2 737	1 511	284	115		T	136 608	70 241	643	9	12		
	2x1	4/9	8/9	116 811	116 811	77 669	0	0	61	2 865	1 568	308	172		T	121 561	60 418	643	9	12		
	1	18/6	19/6	1 670	1 670	1 163	0	0		114	80				T	2 799	699	89	8	14		
	1	29/9	30/9	1 137	1 137	126	0	0	7	271	33				T	incl. In IFTM TOP RESA		618	9	3		
	1	7/11	15/11	5 792	5 792	382	0	0		540	33				P	61 330	0	683	8	10		
	1	31/3	1/4	6 511	6 511	2 213	0	0	25	490	160				T	4 297	595	341	9	2		
	1	17/11	20/11	17 892	17 892	5 838	0	0	36	1 386	533				T	20 925	3 436	618	9	19		
	2	17/11	20/11	21 035	21 035	13 185	0	0	53	946	635				T	21 697	9 476	139	9	7		
	1	18/3	19/3	1 426	1 426	152	0	0	9	154	21				T	3 311	195	618	9	27		
	1	6/10	8/10	911	911	130	0	0	8	105	11				T	4 792	97	525	9	21		
	1	4/7	6/7	8 069	8 069	6 123	0	0	38	301	232				T	13 702	9 804	237	9	25		
	1	20/3	22/3	5 617	5 617	1 349	0	0	10	112	23				T	29 038	47	618	9	14		
	2	18/10	20/10	7 051	7 051	860	0	0	20	568	89				T	8 230	1 249	683	9	2		
	1	4/12	13/12	39 420	39 420	7 986	0	0	30	690	139	1 399	646		P	201 823	0	618	9	3		
	1	19/10	23/10	1 718	1 718	1 279	0	0	16	73	53				P	11 993	0	618	9	3		
	1	17/6	18/6	2 186	2 186	647	0	0		185	52				T	3 202	277	378	8	11		
	1	28/10	1/11	12 378	12 378	1 027	0	0	10	154	24				P	195 766	0	138	9	3		
	1	18/11	19/11	622	622	34	0	0		64	6				T	2 338	61	704	8	21		
	1	11/11	13/11	6 397	6 397	4 483	0	0	31	186	124				T/P	35 987	0	618	9	3		
	1	18/3	19/3	1 067	1 067	240	0	0	2	64	18	1	1		T	2 632	169	618	9	2		
	2	17/6	18/6	1 953	1 953	266	0	0	11	85	14	5	0		T	2 049	156	390	9	16		
	1	5/11	8/11	3 032	3 032	515	0	0	12	337	46				T/P	19 122	379	72	9	3		
	1	5/11	9/11	6 370	6 370	535	0	0	10	179	26	179	26		P	55 384	2 287	138	9	3		



































2015 EVENTS BY CITY

	Interval Year	Opening date	Closing date	Space				Exhibitors				Visitors				Organizer	Auditor	Industry sector	
				Rented Space (sq.m)				Exhibitors with their own		Represented firms		Admission for Trader/Public							
				Total	Halls		Open air		from ... countries	Total	Foreign	Total	Foreign	Total	Foreign				
	Total	Foreign	Total	Foreign															
Paris (F)																			
PLAYTIME	2x1	31/1	2/2	4 171	4 171	2 871	0	0		387	264			T	7 478	3 738	575	8	25
PLAYTIME	2x1	4/7	6/7	4 339	4 339	3 178	0	0		459	325			T	6 256	3 110	575	8	25
PLONGEE SOUS-MARINE	1	9/1	12/1	4 019	4 019	971	0	0		361	122			P	24 226	0	370	8	3
PREMIERE CLASSE	2x1	6/3	9/3	2 927	2 927	1 868	0	0	30	408	263			T	16 488	9 684	771	9	25
PREMIERE CLASSE	2x1	2/10	5/10	2 922	2 922	1 858	0	0	30	412	263	7	3	T	17 652	10 508	771	9	25
PREMIERE VISION ACCESSORIES	2x1	10/2	12/2	6 037	6 037	5 068	0	0	22	297	250			T	27 349	18 740	587	8	25
PREMIERE VISION ACCESSORIES	2x1	15/9	17/9	6 630	6 630	5 674	0	0		321	276			T	30 535	20 413	587	8	25
PREMIERE VISION DESIGNS	2x1	10/2	12/2	2 508	2 508	2 226	0	0	18	209	174			T	15 041	11 335	588	8	25
PREMIERE VISION DESIGNS	2x1	15/9	17/9	2 749	2 749	2 464	0	0		246	210			T	13 725	10 188	588	8	25
PREMIERE VISION FABRICS	2x1	10/2	12/2	31 437	31 437	28 352	0	0	34	788	699			T	50 809	37 541	589	8	25
PREMIERE VISION FABRICS	2x1	15/9	17/9	32 540	32 540	29 381	0	0		769	685			T	54 628	40 476	589	8	25
PREMIERE VISION LEATHER	2x1	10/2	12/2	7 094	7 094	5 937	0	0	20	346	291			T	16 451	10 165	590	8	25
PREMIERE VISION LEATHER	2x1	15/9	17/9	7 681	7 681	6 328	0	0		342	279			T	17 446	11 046	590	8	25
PREMIERE VISION MANUFACTURING	2x1	10/2	12/2	1 356	1 356	1 302	0	0		105	99			T	6 932	4 587	605	8	25
PREMIERE VISION MANUFACTURING	2x1	15/9	17/9	2 646	2 646	2 466	0	0		196	175			T	7 426	4 609	605	8	25
PREMIERE VISION YARNS	2x1	10/2	12/2	1 006	1 006	977	0	0	14	39	37			T	incl. in PREMIERE VISIO		592	8	25
PREMIERE VISION YARNS	2x1	15/9	17/9	1 208	1 208	1 179	0	0		47	45			T	incl. in PREMIERE VISIO		592	8	25
REEDUCA PARIS	1	9/10	11/10	5 142	5 142	455	0	0	5	138	10			T	7 158	237	618	9	22
RENCONTRES ETUDIANTS BANQUE FINANCE ASSURANCES - PARIS	1	5/12	5/12	72	72	0	0	0	0	16	0			P	1 435	0	346	9	8
RENCONTRES ETUDIANTS MODE ET DESIGN - PARIS	1	7/11	7/11	40	40	0	0	0	1	10	0			P	2 403	0	346	9	8
RENCONTRES UNIVERSITÉS ENTREPRISES (RUE)	1	19/3	20/3	2 390	2 390	0	0	0	0	56	0			T	9 550	5 074	345	8	8
RENDEZ-VOUS EN FRANCE	1	31/3	1/4	3 600	3 600	0	0	0	0	765	0			T	1 904	1 562	460	8	3
RETROMOBILE	1	4/2	8/2	21 269	21 269	4 572	0	0	16	457	92	1	0	P	117 427	0	138	9	16
RÉVÉLATIONS - PARIS	2	10/9	13/9	2 905	2 905	497	0	0	9	378	105			P	33 522	0	72	8	3
RTS EMBEDDED SYSTEMS - M TO M ET OBJETS CONNECTÉS	1	1/4	2/4	1 034	1 034	123	0	0	8	98	14	29	21	T	3 651	88	95	9	21
S.I.A - SALON INTERNATIONAL DE L'AGRICULTURE	1	21/2	1/3	44 279	44 279	2 716	0	0	25	971	58			T/P	678 080	35 000	138	9	1
SAGASDOM - PARIS	1	7/2	9/2	1 079	1 079	539	0	0	6	82	50			P	12 620	0	542	9	2
SALON ADMISSION POST BAC IDF	1	9/1	10/1	2 860	2 860	0	0	0	0	150	0			P	17 394	0	345	8	8
SALON ART DE VIVRE ANIMAUX DE COMPAGNIE ET VÉGÉTAL JARDILAND - PARIS	1	21/10	22/10	2 164	2 164	350	0	0		164	28			T	953	0	416	8	3
SALON D'AUTOMNE	1	14/10	18/10	3 204	3 204	979	0	0		870	266			P	30 000	0	674	8	3
SALON DE LA COPROPRIÉTÉ	1	4/11	5/11	1 939	1 939	12	0	0	1	154	1			T	6 812	41	138	9	15
SALON DE LA PODOLOGIE AFDP	1	13/3	14/3	1 408	1 408	42	0	0		48	2			T	2 535	189	43	8	22
SALON DE LA RENOVATION - PARIS	1	6/2	8/2	1 133	1 133	0	0	0	0	50	0			P	24 417	0	567	9	15
SALON DES VÉHICULES DE LOISIRS	1	9/10	12/10	13 960	0	0	13 960	0	0	12	0			P	6 155	0	699	9	3
SALON MONDIAL DU TOURISME	1	19/3	22/3	3 407	3 407	492	0	0	33	468	119			P	52 730	0	138	9	3
SALON MOTO LEGENDE	1	20/11	22/11	5 497	5 335	513	162	9	6	286	21			P	15 468	0	202	9	16
SALON PARI FERMIER DE PRINTEMPS	1	10/4	12/4	647	647	0	0	0	0	91	0			T/P	9 103	0	39	8	2
SALON PHILATELIQUE D'AUTOMNE	1	5/11	8/11	1 324	1 324	234	0	0		82	25			P	9 000	0	135	8	3
SALON PISCINE & BIEN ÊTRE PARIS	1	4/12	13/12	3 621	3 621	186	0	0	3	48	6			P	27 014	0	618	8	3
SALON STUDYRAMA DES MASTERS 1 ET 2, MS ET MBA	2x1	20/3	21/3	1 188	1 188	144	0	0		132	16			P	7 451	0	347	8	8
SALON STUDYRAMA SUP'ALTERNANCE	1	10/4	11/4	1 179	1 179	0	0	0	0	118	0			P	11 991	0	347	8	8
SALON SUGAR PARIS	1	6/2	8/2	1 270	1 270	226	0	0	10	74	20	83	20	P	12 333	0	337	9	2
SALON ZEN	1	1/10	5/10	3 313	3 313	244	0	0		336	18			P	30 960	0	683	8	14
SALONS CE PARIS	1	15/9	17/9	2 974	2 974	18	0	0	2	317	3	27	0	T	6 179	0	138	9	4
SALONS SOLUTIONS	1	6/10	8/10	2 660	2 660	58	0	0	3	175	6			T	5 953	193	391	9	21

2015 EVENTS BY CITY

	Interval Year	Opening date	Closing date	Space					Exhibitors						Visitors			Organizer	Auditor	Industry sector	
				Rented Space (sq.m)					Exhibitors with their own			Represented firms			Admission for Trade/Public	Total					
				Total	Halls		Open air		from ... countries	Total	Foreign	Total	Foreign	Total		Foreign	Total				Foreign
	Total	Foreign	Total	Foreign																	
Paris (F)																					
	1	18/3	19/3	4 273	4 273	596	0	0	9	234	36	22	0	T	9 145	833	618	9	2		
	1	17/11	19/11	2 451	2 451	433	0	0	12	149	30	24	7	T	7 447	472	618	9	3		
	1	5/12	8/12	3 163	3 163	207	0	0	11	297	19			P	27 096	0	138	9	2		
	2	15/6	21/6	126 990	88 505	48 569	38 485	19 151	49	2 309	1 169			T/P	361 106	59 049	664	9	20		
	1	16/6	18/6	3 360	3 360	29	0	0		90	2			T	6 456	158	154	8	15		
	1	24/1	26/1	10 569	10 569	7 092	0	0	32	332	247			T	14 810	9 066	237	9	25		
	1	25/9	28/9	33 631	33 631	19 328	0	0	41	870	655			T	33 633	19 140	138	9	23		
	1	2/12	4/12	8 369	8 369	30	0	0	2	368	2			T	24 046	309	390	9	15		
	1	21/6	21/6	485	485	276	0	0	11	99	54	99	54	P	595	0	162	9	13		
	1	29/5	31/5	393	393	249	0	0		17	10			P	2 015	0	247	8	15		
	2	31/3	2/4	9 839	9 839	1 376	0	0	27	511	83			T	13 274	1 342	618	9	26		
	1	15/9	17/9	1 782	1 782	87	0	0	5	114	8			T	3 505	373	341	9	19		
	1	24/3	26/3	2 772	2 772	102	0	0	9	253	12			T	6 869	228	391	9	21		
	1	7/6	9/6	2 217	2 217	264	0	0	6	80	15			T	999	207	340	9	13		
	1	17/11	18/11	799	799	95	0	0	11	91	22	23	12	T	1 639	53	618	9	26		
	2x1	9/2	12/2	10 588	10 588	10 569	0	0	26	626	624			T	13 472	11 242	497	9	25		
	2x1	14/9	17/9	15 475	15 475	15 471	0	0	25	970	969			T	13 745	11 458	497	9	25		
	1	4/9	6/9	786	786	744	0	0		61	58			T	948	433	272	8	25		
	1	22/1	25/1	2 482	2 482	412	0	0		250	60			P	18 997	0	672	8	14		
	2x1	9/1	12/1	8 809	8 809	2 029	0	0	8	172	26	7	2	T	3 377	487	340	9	13		
	2x1	4/9	8/9	8 069	8 069	1 726	0	0	10	161	25			T	3 671	543	340	9	13		
	1	18/3	19/3	2 806	2 806	905	0	0	17	94	34	1	0	T	2 334	578	618	9	2		
	1	10/4	12/4	1 332	1 332	154	0	0	6	56	11			P	14 126	0	337	9	3		
	2x1	28/3	31/3	3 294	3 294	0	0	0	530	0				P	47 407	0	759	9	2		
	2x1	26/11	30/11	6 180	6 180	0	0	0	1 027	0				P	103 066	0	759	9	2		
	1	29/9	1/10	4 362	4 362	914	0	0	15	164	41	13	3	T	7 131	879	618	9	11		
	1	20/3	23/3	4 156	4 156	330	0	0		404	27			P	28 806	0	683	8	10		
	1	26/9	28/9	1 308	1 308	639	0	0		103	47			P	8 442	0	296	8	2		
	2x1	23/1	26/1	28 040	28 040	17 595	0	0	53	1 768	1 146			T	50 970	18 410	771	9	25		
	2x1	4/9	7/9	24 378	24 378	15 787	0	0	60	1 853	1 228			T	41 198	15 394	771	9	25		
	1	31/3	2/4	3 184	3 184	103	0	0		165	5			T	8 104	142	704	8	27		
	2	13/10	15/10	3 993	3 987	447	6	0	16	290	51	9	5	T	10 182	987	618	9	10		
Parma (I)																					
	1	26/3	28/3	2 963	2 963	452	0	0	15	153	17	57	34	T	7 336	101	660	5	19		
	1	12/9	20/9	36 867	36 587	14 390	280	122	10	220	34	58	20	T/P	93 548	0	295	11	3		
	1	26/3	28/3	13 647	13 647	600	0	0	18	385	22	203	138	T	16 353	234	660	5	19		
	1	3/10	11/10	18 063	18 063	970	0	0	14	914	48	0	0	T/P	49 546	963	295	11	3		
	1	28/2	8/3	16 652	16 652	924	0	0	12	873	46	0	0	T/P	47 806	989	295	5	3		
	1	12/5	14/5	19 641	19 641	9 233	0	0	40	399	103	209	148	T	23 454	719	495	5	19		
Périgueux (F)																					
	1	12/9	20/9	22 647	5 085	79	17 562	0	3	206	3			P	51 419	0	569	9	27		
	1	10/4	12/4	2 510	1 900	0	610	0	0	111	0			P	7 716	0	569	9	13		
Perpignan (F)																					
	1	21/4	23/4	2 611	2 611	656	0	0	14	207	65	16	12	T	5 855	1 615	13	9	1		
Piacenza (I)																					
	1	6/3	8/3	4 186	2 636	272	1 550	100	13	94	14	6	4	T/P	28 000	0	574	5	1		
		24/10	25/10	2 168	2 168	80	0	0	4	57	4	0	0	T/P	9 250	0	574	5	1		
	2	12/11	14/11	990	990	92	0	0	11	38	4	37	37	T/P	2 075	356	574	11	19		
	1	23/5	24/5	1 005	1 005	24	0	0	2	68	2	10	0	T	1 308	33	606	11	4		

2015 EVENTS BY CITY

	Interval Year	Opening date	Closing date	Space					Exhibitors					Visitors				Organizer	Auditor	Industry sector	
				Rented Space (sq.m)					Exhibitors with their own			Represented firms		Admission for Trade/Public		Total					
				Total	Halls		Open air		from ... countries	Total	Foreign	Total	Foreign	Total	Foreign	Total	Foreign				
					Total	Foreign	Total	Foreign													
Plovdiv (BG)																					
 AGRA*	1	4/3	8/3	10 632	5 143	1 173	5 489	346	17	385	78			T/P	23 154	108	403	4	1		
 FOODTECH*	1	4/3	8/3	349	349	162	0	0	3	62	36			T/P	incl. in AGRA		403	4	2		
 International Technical Fair*	1	28/9	3/10	16 748	6 688	1 954	10 060	332	19	383	110			T/P	18 156		403	4	19		
 Medicus Denta Galenia*	1	22/10	24/10	1 303	1 303	56	0	0	5	78	6			T	2 856	2	403	4	22		
 VINARIA*	1	4/3	8/3	1 929	1 906	139	23	14	7	98	18			T/P	incl. in AGRA		403	4	2		
Poitiers (F)																					
 ART DE VIVRE AU JARDIN - POITIERS	1	4/10	4/10	1 348	1 348	0	0	0	0	111	0			T	303	0	136	9	3		
 EQUIPEMENT PROFESSIONNEL ET DU BRICOLAGE - POITIERS	1	15/2	16/2	2 876	2 876	0	0	0	0	267	0			T	927	0	136	9	3		
 EXPOSITION CANINE - POITIERS	1	17/10	18/10	96	96	0	0	0	0	6	0			P	1 736	0	64	8	3		
 RESPIREZ LA VIE - POITIERS	1	20/11	22/11	1 505	1 505	15	0	0		169	1			P	6 807	0	436	8	2		
 VIVING - POITIERS	1	25/9	27/9	1 160	1 160	0	0	0	0	67	0			P	2 583	0	338	9	13		
Pont Château (F)																					
 FOIRE EXPOSITION - PONT CHATEAU	1	27/3	29/3	5 447	5 447	0	0	0	0	184	0			P	8 950	0	141	8	27		
Pontarlier (F)																					
 HAUTE FOIRE GASTRONOMIQUE DE PONTARLIER	2	10/9	14/9	4 044	2 804	84	1 240	0	4	171	7	7	0	P	20 408	0	516	9	27		
Pordenone (I)																					
 COILTECH	1	23/9	24/9	8 349	8 349	1 136	0	0	17	201	80	52	31	T	1 774	469	606	11	19		
 HAPPY BUSINESS TO YOU	2	15/9	18/9	100	100	0	0	0	1	27	0	12	0	T/P	192	61	583	11	12		
 SICAM	1	13/10	16/10	26 410	15 985	0	10 425	2 590	33	328	75	191	73	T	14 771	4 928	259	11	12		
Porto (P)																					
 CERANOR - House, Hotel, Decoration and Gift Sector	1	3/9	6/9	11 200	11 200	450	0	0	3	148	7			T	8 827	249	257	2	12, 13		
 CONCRETA - International Exhibition for the Construction Industry	2	19/11	22/11	7 423	7 423	543	0	0	4	217	18			T/P	21 749	266	257	2	5		
 ENDIEL - National Meeting for the Development of the Electric and Electronic Industries		19/11	22/11	738	738	220	0	0	1	36	17			T/P	included in CONCRETA		257	2	18		
 EXPOCOSMÉTICA - International Cosmetics, Esthetics and Hair Exhibition	1	25/4	27/4	8 988	8 988	1 938	0	0	9	241	86			T/P	38 634	967	257	2	14		
 EXPORTHOME - Furniture, Lighting and Household Goods for Export	2	4/3	7/3	7 148	7 148	179	0	0	2	115	6			T	6 346	411	257	2	12, 13		
 INTERDECORAÇÃO - Home, Hotel, Decoration and Gift	1	29/1	1/2	7 087	7 087	159	0	0	2	120	4			T/P	7 274	208	257	2	12, 13		
 MAQUISHOES - Machines, Technology and Accessories for the Footwear Industry Fair		5/11	7/11	1 899	1 899	27	0	0	1	35	2			T	2 086	25	257	2	19, 25		
 MAQUITEX - Exhibition of machines, technology and accessories for the textile and clothing industry		5/11	7/11	2 592	2 592	387	0	0	1	42	5			T	4 358	45	257	2	19, 25		
 PORTOJÓIA - International Jewellery, Gold and Watch Exhibition	1	24/9	27/9	3 648	3 648	419	0	0	5	158	23			T	6 306	253	257	2	24		
Poznan (PL)																					
 Aktywni 50+	1	27/3	28/3	718	663	6	55	0	2	108	1	0	0	T/P	2 877		585	4	3		
 Arena Design	1	17/2	20/2	2 235	2 235	0	0	0	1	51	0	0	0	T	2 499	28	585	4	12		
 Art&Craft	1	11/12	13/12	1 196	1 196	30	0	0	6	215	6	0	0	P	incl. in Cavaliada		585	4	27		
 Breeding Animals	2	15/5	17/5	12 475	11 604	16	871	0	3	381	2	2	0	T/P	24 506		585	4	1		
 Budma*	1	10/3	13/3	21 192	20 681	3 722	511	115	30	723	187	0	0	T	34 123	1 442	585	4	5		
 Cavaliada	1	10/12	13/12	13 121	13 121	180	0	0	6	102	8	2	2	P	29 984		585	4	3		
 CBS	1	10/3	13/3	1 132	1 057	119	75	0	5	28	5	0	0	T	incl. in Budma		585	4	5		
 China Homelife Fair Poland	1	27/5	29/5	5 041	5 041	5 041	0	0	1	320	320	0	0	T	9 180	1 431	585	4	27		
 DREMA*	1	6/10	9/10	20 064	18 265	1 781	1 799	138	16	335	86	11	5	T	12 797	656	585	4	12		
 Education Fair / Books for Children & Young People	1	20/3	22/3	3 495	3 485	178	10	0	13	409	35	0	0	T/P	31 583		585	4	8		

2015 EVENTS BY CITY

	Interval Year	Opening date	Closing date	Space						Exhibitors						Visitors				Organizer	Auditor	Industry sector
				Rented Space (sq.m)						Exhibitors with their own			Represented firms			Admission for Trade/Public						
				Total	Halls		Open air		from ... countries	Total	Foreign	Total	Foreign	Total	Foreign	Admission for Trade/Public	Total	Foreign				
					Total	Foreign	Total	Foreign														
Poznan (PL)																						
				792	792	76	0	0	8	66	8	0	0	T	1 429	37	585	4	17			
				2 215	2 170	99	45	0	5	120	10	17	4	T	6 023	50	585	4	9			
				3 240	3 240	44	0	0	5	87	4	0	0	T/P	5 397		585	4	3			
				2 968	2 960	637	8	0	15	115	34	0	0	T	incl. in DREMA		585	4	12			
				13 986	13 959	1 683	27	0	13	451	75	8	6	T/P	23 408	428	585	4	3			
				882	882	216	0	0	12	33	14	0	0	T	incl. in Budma		585	4	5			
				167	167	0	0	0	5	15	5	3	1	T	incl. in STONE		585	4	5			
				1 273	1 161	381	112	0	10	90	28	12	12	T	incl. Expopower		585	4	9			
				1 190	1 190	4	0	0	2	54	2	0	0	P	incl. in Hobby		585	4	3			
				7 503	7 503	30	0	0	3	320	6	0	0	P	53 284		585	4	3			
				3 340	3 340	460	0	0	15	135	23	0	0	T	incl. in Meble		585	4	12			
				9 260	3 781	27	5 479	1 422	8	88	11	91	2	T/P	4 570	37	585	4	5			
				3 875	3 824	191	51	0	13	149	20	11	8	T	incl. in Polagra-Food		585	4	2			
				20 397	20 188	4 906	209	0	27	754	377	12	9	T	13 313	526	585	4	19			
				4 885	4 885	102	0	0	10	211	10	0	0	T/P	16 347		585	4	14			
				21 536	21 466	1 060	70	70	9	241	21	0	0	T	19 782	3 628	585	4	12			
				38 590	35 535	1 845	3 055	0	8	187	15	0	0	T/P	99 419		585	4	16			
				238	238	0	0	0	1	35	0	0	0	T	236		585	4	22			
				1 943	1 943	440	0	0	13	114	35	9	9	T	incl. in Polagra-Food		585	4	11			
				8 822	8 822	547	0	0	9	109	20	0	0	P	incl. in Hobby		585	4	3			
				11 677	10 458	960	1 219	0	14	444	88	213	6	T	8 483	144	585	4	10			
				4 785	4 785	1 335	0	0	25	262	99	14	8	T	16 909	1 024	585	4	2			
				7 585	7 358	987	227	29	19	249	70	41	40	T	incl. in Polagra Food		585	4	1			
				2 437	2 437	290	0	0	12	118	30	0	0	T	5 315	11	585	4	11			
				4 890	4 890	1 438	0	0	17	219	45	0	0	T/P	3 523	143	585	4	25			
				5 030	5 030	1 532	0	0	17	255	73	1	0	T	3 223	85	585	4	25			
				447	447	35	0	0	3	56	3	0	0	T	263		585	4	23			
				1 425	1 425	96	0	0	6	94	9	1	1	T	3 244	9	585	4	4			
				14 598	14 598	1 015	0	0	9	253	9	0	0	T/P	18 757		585	4	3			
				566	566	22	0	0	4	53	3	1	1	T	678	2	585	4	4			
				718	718	54	0	0	6	19	5	0	0	T	incl. in DREMA		585	4	12			
				1 224	1 224	21	0	0	3	62	2	0	0	T/P	incl. in Gardenia		585	4	3			
				1 367	1 367	9	0	0	3	64	2	0	0	P	26 044		585	4	3			
				3 064	3 064	1 011	0	0	16	136	63	10	9	T	4 352	142	585	4	5			
				556	556	65	0	0	6	62	9	0	0	T	incl. in ITM		585	4	4			
				1 592	1 592	10	0	0	2	161	2	1	0	P	29 988		585	4	2			
				2 608	2 608	621	0	0	22	328	97	0	0	T/P	8 830	65	585	4	6			
				5 619	5 619	1 912	0	0	9	85	14	0	0	T	incl. in Budma		585	4	5			
				439	439	111	0	0	6	38	7	0	0	T	incl. in ITM		585	4	7			
				61 926	0	0	61 926	3 350	3	120	2	0	0	T/P	35 052		585	4	1			
Prague (CZ)																						
				5 675	5 615	2 309	60	60	6	106	26	25	17	P	56 060	8	107	4	16			
Quimper (F)																						
				942	942	0	0	0	0	135	0			P	13 264	0	338	9	2			
				3 046	3 046	0	0	0	0	148	0			P	7 592	0	338	9	13			
Ravenna (I)																						
				11 264	10 775	1 856	489	169	16	574	127	114	90	T	11 818	1 225	553	5	9			
Reims (F)																						
				767	767	50	0	0	3	70	5			P	10 419	0	337	9	3			
				540	540	64	0	0		75	4	16	9	T	1 091	0	138	9	4			

2015 EVENTS BY CITY

	Interval Year	Opening date	Closing date	Space					Exhibitors					Visitors				Organizer	Auditor	Industry sector	
				Rented Space (sq.m)					Exhibitors with their own			Represented firms		Admission for Trade/Public							
				Total	Halls		Open air		from ... countries	Total	Foreign	Total	Foreign	Total	Foreign	Total	Foreign				
Rennes (F)																					
CAMPING CAR ET CARAVANE - RENNES	1	7/11	11/11	5 650	5 650	0	0	0	0	8	0			P	4 904	0	104	8	3		
CFIA - RENNES	1	10/3	12/3	17 926	17 926	1 822	0	0	13	1 039	130			T	17 046	1 113	341	9	2		
ESPRIT MAISON - ESPRIT JARDIN - RENNES	1	9/10	12/10	5 400	5 400	0	0	0	0	197	0			P	14 530	0	570	9	13		
FOIRE INTERNATIONALE - RENNES	1	21/3	29/3	29 170	20 644	372	8 526	0	11	544	19			P	96 593	0	570	9	27		
RESPIREZ LA VIE - RENNES	1	27/2	1/3	1 827	1 827	63	0	0		200	7			P	9 781	0	436	8	2		
SALON DE LA RANDO ET TOURISME NATURE - RENNES	1	6/3	8/3	779	779	14	0	0		75	2			P	5 158	0	69	8	3		
SALON DE L'APPRENTISSAGE ET DE L'ALTERNANCE - RENNES	1	27/2	28/2	738	738	0	0	0	0	68	0			P	7 112	0	346	9	8		
SALONS CE RENNES	1	8/10	9/10	553	553	3	0	0	1	85	1	4	0	T	1 246	0	138	9	4		
SIT RENNES	1	30/1	1/2	2 253	2 253	0	0	0	0	463	0			P	36 905	0	23	9	3		
SPACE	1	15/9	18/9	61 845	29 318	8 205	32 527	14 837	38	1 324	412	122	80	T	106 226	15 042	682	9	1		
VINS DES VIGNERONS INDEPENDANTS - RENNES	1	23/1	25/1	1 772	1 772	0	0	0	0	284	0			P	18 445	0	759	9	2		
VINS ET GASTRONOMIE - RENNES	1	30/10	2/11	3 456	3 456	0	0	0	0	322	0			P	31 783	0	338	9	2		
Ried (AUT)																					
Automesse	1	6/2	8/2	6 346	6 300	48	46	0	2	45	2	33	33	P	7 694	0	505	1	16		
Rimini (I)																					
A.B. TECH	2	17/1	21/1	10 988	10 988	367	0	0	9	182	12	30	12	T	incl. In SIGEP		630	11	2		
BEER ATTRACTION	1	21/2	24/2	2 812	2 812	572	0	0	n.d.	168	16	67	53	T/P	13 218	1 278	630	5	2		
ECOMONDO	1	3/11	6/11	40 410	40 062	2 498	348	0	30	795	86	176	64	T	95 833	7 412	630	11	10		
ENADA PRIMAVERA	1	18/3	20/3	8 994	8 994	1 097	0	0	n.d.	125	22	41	34	T	24 941	1 544	630	5	18		
GLUTEN FREE	1	14/11	17/11	2 298	2 298	130	0	0	15	138	12	24	17	T/P	7 287	242	650	11	2		
KEYENERGY	1	3/11	6/11	7 111	7 111	886	0	0	17	154	38	31	18	T	incl. In ECOMONDO		630	11	10		
MACFRUIT	1	2/9	25/9	15 210	15 210	1 890	0	0	30	544	95	432	40	T	22 928	5 183	124	11	1		
RHEX	1	17/1	22/1	3 044	3 044	300	0	0	11	108	10	14	0	T	incl. In SIGEP		630	11	2		
RIMINI WELLNESS	1	28/5	31/5	18 465	18 369	1 676	96	0	23	222	29	40	20	T/P	160 072	14 299	630	5	3		
SIA GUEST	1	8/10	10/10	6 396	6 396	272	0	0	5	127	5	15	0	T	13 155	415	630	5	2		
SIGEP	1	17/1	21/1	41 700	41 700	3 351	0	0	28	611	94	83	24	T	172697*	29221*	630	11	2		
SUN	1	8/10	10/10	8 898	8 898	1 085	0	0	7	99	8	0	0	T	10 468	359	630	5	3		
TTG	1	8/10	10/10	16 496	16 496	3 883	0	0	56	1 911	604	0	0	T	27 459	4 943	630	11	6		
Riva del Garda / TN (I)																					
EXPO RIVA SCHUH	2x1	10/1	13/1	32 643	32 643	20 655	0	0	35	1 331	984			T	12 552	8 227	631	5	25		
EXPO RIVA SCHUH	2x1	13/6	16/6	32 732	32 732	21 483	0	0	40	1 389	1 064	0	0	T	11 366	7 161	631	11	25		
Roma (I)																					
ENADA	1	13/10	15/10	1 970	1 970	202	0	0	49	78	29	27	24	T	8 446	761	63	5	19		
Romans (F)																					
FOIRE EXPOSITION DAUPHINE - ROMANS	1	26/9	4/10	19 339	9 188	19	10 151	0	1	398	2	5	0	P	89 680	0	305	9	27		
Rosenheim (D)																					
Messe Rosenheim - Regional Consumer Goods Exhibition	2	18/4	26/4	7 714	5 171	341	2 543	49	5	277	24	8	2	P	42 583		428	10	27		
Rostock (D)																					
AutoTrend - Automobile Exhibition Mecklenburg-Western Pomerania	1	10/4	12/4	11 343	6 573		4 770		1	75				P	20 059		635	10	26		
Rotterdam (NL)																					
Europort	2	3/11	6/11	42 500	42 000		500			1 111				T	29 174		636		26		
Gastvrij Rotterdam	1	21/9	23/9	4 559	4 559					215				T	9 489		636, 478		2		
InfraTech	2	20/1	23/1	30 000	30 000					547				T	20 318		636		5		
Maintenance Next	2	21/4	23/4	16 820	16 366		454		7	361	33	361	33	T	10 836	559	636		19		

2015 EVENTS BY CITY

	Interval Year	Opening date	Closing date	Space				Exhibitors				Visitors				Organizer	Auditor	Industry sector	
				Rented Space (sq.m)				Exhibitors with their own		Represented firms		Admission for Trade/Public	Total						
				Total	Halls		Open air		from ... countries	Total	Foreign		Total	Foreign	Total				
	Total	Foreign	Total	Foreign		Total	Foreign	Total	Foreign		Total	Foreign							
Rouen (F)																			
	1	24/9	27/9	1 936	1 936	123	0	0	6	178	15			P	22 196	14	637	9	3
	1	27/3	6/4	24 266	10 619	385	13 647	210	15	601	31			P	109 816	0	637	9	27
	1	10/9	13/9	2 986	2 986	180	0	0	2	191	11			P	9 727	60	637	9	3
	1	9/10	12/10	3 215	3 215	0	0	0	0	202	0			P	12 344	0	637	9	13
	1	6/11	8/11	1 589	1 589	10	0	0		201	1			P	30 170	0	637	9	2
	1	1/10	2/10	690	690	0	0	0	0	110	0	6	0	T	1 423	0	138	9	4
Saint Briec (F)																			
	1	12/9	20/9	20 102	6 443	63	13 659	0		241	3			P	60 856	0	645	9	27
	1	7/3	9/3	3 861	3 787	0	74	0	1	203	0			P	9 530	0	645	9	5
	1	29/5	31/5	4 337	1 862	0	2 475	0	0	141	0			T/P	19 059	0	709	9	1
	1	16/10	18/10	504	504	0	0	0	0	51	0			P	4 095	0	338	9	2
Saint Etienne (F)																			
	1	8/10	11/10	5 007	5 007	0	0	0	0	7	0			P	1 426	0	646	9	3
	1	18/9	28/9	19 079	9 251	177	9 828	0	29	342	35			P	92 253	0	646	9	27
	1	27/2	2/3	551	551	0	0	0	0	60	0			P	13 781	0	646	9	2
Saint Malo (F)																			
	1	21/5	25/5	1 845	1 845	27	0	0	2	316	4			P	34 249	0	185	9	3
	1	13/11	15/11	389	389	0	0	0	0	36	0			P	7 966	0	246	8	2
	1	25/9	27/9	502	255	0	247	0	0	67	0			P	3 768	0	118	9	21
	1	31/10	1/11	411	411	0	0	0	0	56	0			P	1 307	0	463	9	27
	1	31/1	2/2	567	567	0	0	0	0	79	0			P	5 767	0	338	9	2
Saint-Amand Montrond (F)																			
	1	8/5	10/5	2 616	1 486	9	1 130	0	1	95	1			P	12 451	0	129	9	27
Salzburg (AUT)																			
	1	7/11	11/11	25 490	25 454	5 962	36	0	10	700	217	568	488	T	45 089		619	1	2
	1	20/3	22/3	21 852	21 852	4 017	0	0	11	144	42	0	0	P	21 552		512	1	16
	2	21/1	24/1	18 736	18 657	5 300	79	45	12	303	143	138	85	T	18 364		619	1	16
	1	5/2	8/2	19 109	19 089	2 884	20	0	11	487	89	88	50	P	25 771		619	1	5
	2	6/10	9/10	11 566	11 546	3 408	20	0	9	241	100	66	62	T	10 762		619	1	5
	1	16/10	18/10	17 257	17 257	7 772	0	0	11	288	146	0	0	P	17 927		512	1	16
	1	4/9	6/9	9 566	9 566	3 614	0	0	14	270	130	150	127	T	7 471		619	1	13
	1	19/2	22/2	10 801	10 783	5 338	18	0	34	473	304	197	197	P	37 272		619	1	1,3
	1	23/10	25/10	2 740	2 740	987	0	0	7	79	29	0	0	T	4 525		512	1	3,22
	2	11/3	13/3	8 112	8 112	956	0	0	10	156	39	56	51	T	7 125		619	1	5,9,18
	1	27/2	1/3	6 915	6 915	4 528	0	0	11	253	175	19	15	T	3 704		619	1	25
Samara (RU)																			
	1	22/9	25/9	830	830	60	0	0	6	64	12	0	0	T	1 372	0	264		19
	1	10/2	13/2	836	836	78	0	0	5	69	4	0	0	T	1 954	0	264		9
Samsun (TR)																			
	1	2/4	5/4	3 214	3 214	105			0	86	1	86	1	T/P	25 328	129	738	17	5
	1	18/5	24/5	3 137	3 137	0			0	100	0	100	0	T/P	69 857	0	738	17	3
	1	16/9	20/9	3 879	3 879	0			0	63	0	63	0	T/P	32 904	153	738	17	1
Şanlıurfa (TR)																			
	1	11/3	14/3	8 309	8 309	2 619			0	100	5	100	5	T/P	9 800	0	692	17	2
	1	25/3	28/3	9 000	9 000	0			0	101	3	101	3	T/P	13 575	0	692	17	5

2015 EVENTS BY CITY



	Interval Year	Opening date	Closing date	Space				Exhibitors						Visitors		Organizer	Auditor	Industry sector		
				Rented Space (sq.m)				Exhibitors with their own			Represented firms			Admission for Trade/Public	Total					
				Total	Halls		Open air		from ... countries	Total	Foreign	Total	Foreign		Total					Foreign
Stockholm (S)																				
Allt För Hälsan	1	27/11	29/11	3 154	3 154		0		8	170		36		P	22 684		694	15	22	See note 1
Allt För Sjön - Stockholm International Boat Show	1	27/2	8/3	23 428	23 378		50		13	412		412		P	88 129		694	15	26	See note 2
Bak- & Chokladfestivalen	1	8/10	11/10	1 034	1 034		0		2	74		33		P	42 175		694	15	2	
Formex Höst	1	19/8	22/8	33 754	33 718		36		23	846		6		T	16 967		694	15	13	
Formex Vår	1	14/1	17/1	30 892	30 892		0		18	821		23		T	17 718		694	15	13	
Hem, villa & bostadsrätt	1	8/10	11/10	8 393	8 393		0		8	303		54		P	incl. in Bak- & Chokladfes		694	15	15	
Mitt Kök	1	5/11	8/11	4 614	4 614		0		8	212		76		P	37 848		694	15	2	See note 3
Nordiska Trädgårdar	1	26/3	29/3	9 261	9 261		0		9	355		10		P	55 153		694	15	3	
Skolforum - School Forum	1	26/10	27/10	2 147	2 147		0		4	138		4		T	7 496		694	15	8	
Stockholms Antikmässa - Stockholm Antiques Fair	1	12/2	15/2	4 680	4 680		0		5	245		8		P	25 661		694	15	3	See note 4
Stockholms Möbelmässa & Ljus - Stockholm Furniture & Light Fair	1	3/2	7/2	38 631	38 631		0	29/11	625/86		4/0			T	33 052		694	15	12	
Vildmarksmässan	1	6/3	8/3	2 914	2 914		0		7	154				P	37 237		694	15	3	

Note 1: the number of visitors includes Fitnessfestivalen and Acadermia (all Fit for Life WKND)

Note 2: 265 students are not included in the number of visitors

Note 3: the number of visitors includes Fotomässan, held in parallel

Note 4: are not included in the statistics of surface and number of exhibitors: Theme Exhibit "Uppdukad", "Hårda trotjänare" and "Collectors Award" (total area of 164 sqm). Visitors of the vernissage held on 11 Feb. (3602) are included in the statistics.

Strasbourg (F)																				
BIO & CONSTRUCTION - STRASBOURG	1	30/10	2/11	1 668	1 668	135	0	0		162	10			P	12 585	0	94	8	5	
BROCANTE ET ANTIQUITE - STRASBOURG	4x1	19/9	20/9	1 405	1 405	335	0	0	2	59	16			P	1 946	0	695	9	3	
BROCANTE ET ANTIQUITE - STRASBOURG	4x1	21/11	22/11	2 600	2 600	550	0	0	4	116	28			P	2 356	0	695	9	3	
BROCANTE ET ANTIQUITE - STRASBOURG	4x1	7/2	8/2	2 455	2 455	420	0	0		107	20			P	3 055	0	695	9	3	
BROCANTE ET ANTIQUITE - STRASBOURG	4x1	18/4	19/4	1 785	1 785	260	0	0		86	17			P	2 217	0	695	9	3	
CHOCOLAT ET GOURMANDISES - STRASBOURG	1	13/11	15/11	736	736	39	0	0	3	59	3			P	8 135	0	695	9	2	
FOIRE EUROPEENNE - STRASBOURG	1	4/9	14/9	28 042	18 660	2 162	9 382	650	26	910	127			P	194 319	909	695	9	27	
HABITAT - STRASBOURG	1	27/3	30/3	4 214	3 551	283	663	89	3	189	15			P	9 670	0	695	9	13	
IDÉES CRÉATIVES - STRASBOURG	1	15/10	18/10	619	619	36	0	0	3	63	5			P	5 275	0	337	9	3	
IMMOBILIER - STRASBOURG	1	25/9	27/9	1 361	1 361	0	0	0	0	82	0			P	4 877	0	695	9	15	
RESONANCES - STRASBOURG	1	6/11	9/11	1 616	1 616	104	0	0	7	187	19			P	13 277	0	319	9	3	
SALONS CE STRASBOURG	1	24/9	25/9	603	603	22	0	0	3	89	5	5	2	T	1 142	0	138	9	4	
ST-ART - STRASBOURG	1	27/11	30/11	4 991	4 991	1 203	0	0	7	117	26			P	18 357	0	695	9	3	
TOURISSIMO - STRASBOURG	1	13/2	15/2	8 894	8 894	735	0	0	8	194	106			P	13 450	0	695	9	3	
VINS DES VIGNERONS INDEPENDANTS - STRASBOURG	1	20/2	23/2	3 638	3 638	0	0	0	0	590	0			P	54 248	0	759	9	2	

Stuttgart (D)																				
ANIMAL / Stuttgarter MesseHerbst - Exhibition for pet ownership	1	14/11	15/11	3 324	3 324	111	0		6	164	10			P	30 636	306	443	10	3	See note 1
BLICKFANG Stuttgart - Design Trade Fair for Furniture, Jewellery and Fashion	1	20/3	22/3	1 422	1 422	200	0		12	191	53			T/P	14 466		443	10	12	
CMT - The Holiday exhibition	1	17/1	25/1	63 866	63 508	8 449	358	36	67	2 025	624	10	3	P	239 611	2 396	443	10	4	
COMPOSITES EUROPE - European Trade Fair & Forum for Composites, Technology and Applications	1	22/9	24/9	9 930	9 930	3 611	0		29	471	192			T	10 087	3 833	443	10	17, 19	
DIE BESTEN JAHRE / Stuttgarter Messeherbst - The best years - The exhibition for staying active	1	16/11	17/11	805	805		0		1	62				P	4 375		443	10	27	See note 1
eltefa - Trade fair for electrical engineering and electronics	2	18/3	20/3	20 567	20 460	1 003	107	12	12	480	35	25	4	P	23 008	230	443	10	18	
FACHDENTAL SÜDWEST	1	23/10	24/10	5 202	5 202	554	0		17	285	38	5	2	T	6 738	135	443	10	22	

2015 EVENTS BY CITY

	Interval Year	Opening date	Closing date	Space				Exhibitors				Visitors				Organizer	Auditor	Industry sector		
				Rented Space (sq.m)				Exhibitors with their own		Represented firms		Admission for Traders/Public	Total		Total					Foreign
				Total	Halls		Open air		from ... countries	Total	Foreign		Total	Foreign						
					Total	Foreign	Total	Foreign												
Stuttgart (D)																				
FAIR HANDELN - Intern. exhibition focusing on Fairtrade and globally responsible trade and activities	1	9/4	12/4	2 078	2 078	169	0		8	155	11			P	17 543		443	10	27	See note 2
Familie & Heim / Stuttgarter MesseHerbst - The shopping and experience exhibition with minerals, fossils, jewellery	1	14/11	22/11	12 905	12 905	1 028	0		30	579	88			P	77 829	778	443	10	27	See note 1
GARTEN outdoor ambiente	1	9/4	12/4	4 785	4 785	71	0		6	157	5			P	46 858	937	443	10	3	See note 2
HOBBY & ELEKTRONIK / Stuttgarter MesseHerbst - The Technology Exhibition for Hobby and Electronics	1	19/11	22/11	2 805	2 769	7	36		3	83	2			P	42 034	420	443	10	3	See note 1
HYBRID Expo - Materials, Technology & Components	1	22/9	24/9	1 087	1 087	276	0		10	69	14			T	2 962	385	615	10	17, 19	
INTERGEO - Conference and Trade Fair for Geodesy, Geoinformation and Land Management	1	15/9	17/9	14 145	14 037	5 577	108	90	31	521	238	32	11	T	16 448	5 050	368	10	5	
Invest - Leading trade fair and congress for finance and investment	1	17/4	18/4	2 977	2 977	540	0		12	113	25	1	1	T	10 538	211	443	10	4	
IT & Business - Trade fair for digital processes and solutions	1	29/9	1/10	5 241	5 241	400	0		15	304	36	8	1	T	6 483	583	443	10	4	
KREATIV - Stuttgarter MesseHerbst The trade fair for creative design	1	19/11	22/11	3 793	3 793	288	0		10	210	19			P	54 005	1 080	443	10	3	See note 1
KREATIV Spring - The trade fair for creative design	1	9/4	12/4	2 179	2 179	299	0		12	112	23			P	31 826	637	443	10	3	See note 2
LogiMat	1	10/2	12/2	42 751	42 196	7 783	555		30	1 161	247			T	35 102	4 914	233	10	26	
The market for good taste - the Slow Food Exhibition	1	9/4	12/4	5 480	5 480	1 122	0		12	496	145			P	54 426	544	443	10	2	See note 2
Medizin / TheraPro	1	30/1	1/2	3 938	3 938	183	0		9	230	12	5	1	T	9 155	275	443	10	22	
Minerals, fossils, jewellery	1	10/4	12/4	1 878	1 878	244	0		19	216	47			P	15 450		443	10	3	See note 2
Modell Süd / Stuttgarter MesseHerbst - The exhibition for model making and model railways	1	19/11	22/11	2 132	2 132	397	0		8	91	11			P	38 885	389	443	10	3	See note 1
Moulding Expo - International Trade Fair for Tool, Pattern and Mould Making	2	5/5	8/5	17 811	17 811	4 096	0		28	620	156	4		T	13 989	1 539	443	10	19	
parts2clean - Leading International Trade Fair for Industrial Parts and Surface Cleaning	1	16/6	18/6	6 452	6 452	849	0		15	233	42			T	4 077	815	174	10	19	
R + T - Leading world trade fair for roller shutter, gates and sun protection systems	3	24/2	28/2	67 304	67 304	46 159	0		41	888	649	3	1	T	59 057	31 891	443	10	22	
RETRO CLASSICS - Europe's greatest classic car exhibition	1	26/3	29/3	53 973	53 825	6 742	148	21	18	849	147			P	86 738	6 939	628	10	26	
Spielemesse / Stuttgarter MesseHerbst - The meeting place for excitement, fun and games	1	19/11	22/11	2 155	2 155	88	0		4	82	4			P	45 241	452	443	10	3	See note 1
SÜFFA - Trade fair for the meat industry	1	18/10	20/10	7 791	7 791	280	0		9	233	16	8	4	T	8 303	498	443	10	2	
Note 1: visitor attendance determined by a representative poll in the combination of Stuttgarter MesseHerbst. Multiple answers were permitted																				
Note 2: visitor attendance determined by a representative poll in the combination of Slow Food/Fair Handeln/Mineralien, Fossilien, Schmuck/GARTEN/Kreativ Frühjahr. Multiple answers were permitted																				
Surgut (RU)																				
GOODS OF THE EARTH UGRA	1	10/12	12/12	1 221	1 171	0	50	0	1	201	0	41	0	P	10 120	0	775	14	27	
Tampere (SF)																				
Assistive Technology Fair	2	5/11	7/11	4 394	4 394		0		3	208		0		T	13 699		254	13	21	
Asta Constructor 2015, Interior Design 2015	1	13/2	15/2	6 500	6 298		202		2	365		0		P	15 823		701	13	5	
Comprehensive Security 2015	4	4/9	6/9	14 562	3 685		10 877		2	132		0		T/P	14 862		701	13	7	
EuroMining 2015	2	20/5	21/5	2 645	2 353		292		17	129		32		T	1 735		701	13	19	
Finnish Handicrafts 2015, Antique Fall 2015	1	13/11	15/11	5 732	5 646		86		3	781		0		P	43 396		701	13	3	
Horses 2015	1	11/4	12/4	4 269	3 895		374		8	163		0		P	13 372		701	13	3	
MaintenanceForum 2015	2	25/3	26/3	2 769	2 745		24		2	141		4		T	1 923		254	13	19	
Network 2015	2	28/1	29/1	5 194	5 194		0		8	144		119		T	4 748		701	13	4	
SGGF 2015	2	18/3	19/3	3 900	3 900		0		5	145		37		T	2 713		701	13	3	
Subcontracting 2015	1	15/9	17/9	14 920	14 485		435		20	983		886		T	16 842		701	13	4	
Super Fair 2015	1	17/4	19/4	7 679	7 542		137		5	490		0		P	20 921		701	13	3	

2015 EVENTS BY CITY

	Interval Year	Opening date	Closing date	Space					Exhibitors					Visitors			Organizer	Auditor	Industry sector	
				Rented Space (sq.m)					Exhibitors with their own			Represented firms		Admission for Trade/Public	Total					
				Total	Halls		Open air		from ... countries	Total	Foreign	Total	Foreign		Total	Foreign				
					Total	Foreign	Total	Foreign												
Tarbes (F)																				
AGRICULTURE - TARBES	1	5/3	8/3	12 315	4 536	122	7 779	400	3	320	16			P	53 059	0	656	9	1	
FOIRE EXPOSITION - TARBES	1	15/4	19/4	6 008	3 854	18	2 154	0	2	172	4	172	4	P	24 479	0	117	9	27	
MAISON - TARBES	1	15/10	18/10	1 876	1 876	9	0	0	1	100	1			P	4 704	0	117	9	13	
MARIAGE TARBES	1	7/2	8/2	567	567	0	0	0	0	53	0	53	0	P	1 616	0	117	9	3	
Tekirdağ (TR)																				
3.Çorlu Autoshow Otomobil Ticari Araçlar Motosiklet Bisiklet ve Aksesuarları Fuarı	1	5/8	9/8	4 800	4 800	0			0	23	0	23	0	T/P	120 000	0	626	17	16	
Çorlu 8. Tarımtech 2015	1	5/8	9/8	18 955	18 955	0			0	77	0	77	0	T/P	120 000	0	626	17	1	
DLG-ÖÇP Tarım ve Teknoloji Günleri 2015	1	13/8	16/8	17 562	17 562	530			2	99	12	99	10	T/P	21 358	653	177	17	1	
Tokat (TR)																				
Tokat Tarım Fuarı 2015, Tokat Tarım ve Hayvancılık Fuarı	1	12/11	15/11	10 000	10 000	0			0	95	0	95	0	T/P	45 000	0	75	17	1	
Torino (I)																				
A & T - AFFIDABILITA' E TECNOLOGIE	1	22/4	23/4	3 500	3 500	800	0	0	4	175	11	57	57	T	6 438	602	7	5	18	
ARTISSIMA - INTERNAZIONALE D'ARTE CONTEMPORANEA	1	6/11	8/11	7 003	7 003	4 349	0	0	28	209	142	0	0	T/P	51 975	9 945	315	5	3	
AUTOMOTORETRO' - IL COLLEZIONISMO DEI MOTORI	1	13/2	15/2	39 800	24 800	3 600	15 000	0	7	1 115	250	15	0	T/P	56 415	8 595	88	5	16	
EUROMINERALEXPO	1	2/10	4/10	4 400	4 400	1 450	0	0	20	240	108	0	0	T/P	6 614	1 389	102	5	24	
ITN - INFRASTRUCTURE, TELEMATICS & NAVIGATION	1	23/9	25/9	1 900	1 700	0	200	0	6	63	9	0	0	T	1 961	193	323	5	3	
SALONE INTERNAZIONALE DEL LIBRO	1	14/5	18/5	33 500	30 500	2 000	3 000	1 000	16	454	19	646	500	T/P	290 503	1 115	314	5	8	
Torun (PL)																				
Garden (Spring)	2x1	9/5	10/5	520	279	0	241	0	1	57	0	0	0	P	free entry		702	4	3	
Gardening Autumn	2x1	5/9	6/9	359	149	0	210	0	1	41	0	0	0	P	free entry		702	4	3	
Moto-Tor	1	10/10	11/10	392	346	0	46	0	1	18	0	0	0	P	2 131		702	4	16	
Od Dzialki po Dom/Invest-Tor	1	21/3	22/3	891	834	0	57	0	1	74	0	0	0	T/P	2 801		702	4	5	
Real Estate	1	26/9	27/9	352	350	0	2	0	1	29	0	0	0	T/P	1 358		702	4	4	
Renovation	1	22/10	23/10	150	150	0	0	0	1	23	0	0	0	T	890		702	4	5	
Tourism/Relax	1	14/3	15/3	481	465	0	16	0	1	99	0	0	0	P	77		702	4	6	
Wedding/Beauty Academy	1	14/11	15/11	157	155	0	2	0	1	53	0	0	0	P	free entry		702	4	14	
Toulouse (F)																				
ARTISANS D'ART - TOULOUSE	1	5/12	13/12	1 449	1 449	18	0	0	1	159	4			P	18 620	0	336	9	13	
FOIRE INTERNATIONALE - TOULOUSE	1	4/4	13/4	22 570	13 326	489	9 244	232	11	546	33			P	100 760	0	336	9	27	
FORM AVENIR - TOULOUSE	1	23/1	24/1	1 234	1 234	0	0	0	0	102	0			P	10 950	0	92	8	8	
HABITAT - TOULOUSE	1	1/10	5/10	3 719	3 719	48	0	0	1	133	4			P	8 482	0	336	9	13	
HAPPY + - TOULOUSE	1	6/3	8/3	395	395				1	38	1			P	10 316	0	138	9	3	
IMMOBILIER - TOULOUSE	2x1	2/10	4/10	1 669	1 669	39	0	0	2	99	4			P	9 243	3	138	9	15	
INFOSUP - TOULOUSE	1	2/12	5/12	4 623	4 623	9	0	0		253	1			P	40 000	0	555	8	8	
MAHANA TOULOUSE	1	6/3	8/3	1 650	1 650	234	0	0	6	189	36	92	21	P	11 001	0	138	9	3	
PREVENTICA - TOULOUSE	1	11/6	13/6	4 894	4 894	218	0	0	8	299	10			T	8 078	239	143	9	22	
SALON DU LOGEMENT - TOULOUSE	1	3/7	4/7	652	652	0	0	0	0	37	0			P	2 200	0	92	8	15	
SALONS CE TOULOUSE	1	15/10	16/10	882	882	36	0	0	3	124	11	15	0	T	1 225	0	138	9	4	
TOULOUSE GAME SHOW	1	28/11	29/11	2 563	2 563	128	0	0		105	6			P	40 581	0	713	8	13	
VINS ET TERROIRS - TOULOUSE	1	30/10	1/11	2 588	2 588	39	0	0	2	277	4			P	21 805	0	336	9	2	

2015 EVENTS BY CITY

	Interval Year	Opening date	Closing date	Space				Exhibitors				Visitors				Organizer	Auditor	Industry sector	
				Rented Space (sq.m)				Exhibitors with their own		Represented firms		Admission for Trade/Public	Total						
				Total	Halls		Open air		from ... countries	Total	Foreign		Total	Foreign	Total				
					Total	Foreign	Total	Foreign											
Tours (F)																			
	1	9/10	11/10	2 903	2 903	0	0	0	0	95	0			P	18 449	0	722	8	27
	1	1/5	10/5	45 518	45 518	356	0	0	0	656	10			P	250 000	0	722	8	27
	1	9/10	11/10	3 459	3 459	0	0	0	0	195	0			P	18 449	0	54	8	13
	1	13/2	15/2	2 493	2 493	0	0	0	0	143	0			P	7 823	0	54	8	13
	1	7/11	7/11	270	270	0	0	0	0	44	0			P	3 019	0	346	9	8
	1	9/10	11/10	612	612	0	0	0	0	70	0			P	18 449	0	722	8	27
	1	19/3	20/3	421	421	0	0	0	0	57	0	5	0	T	738	0	138	9	4
Troyes (F)																			
	1	18/9	21/9	778	778	0	0	0	0	36	0			P	1 695	0	723	9	3
	1	13/2	16/2	963	963	9	0	0	1	100	1	963	9	P	6 302	0	723	9	3
	1	28/11	29/11	1 063	1 063	9	0	0	1	46	1			P	2 413	0	723	9	3
	1	24/4	26/4	2 246	2 228	52	18	0	3	75	3	75	3	P	5 952	0	723	9	1
	1	22/5	31/5	7 202	3 601	45	3 601	0	4	233	4			P	36 507	0	723	9	27
	1	6/11	9/11	2 156	2 156	0	0	0	0	146	0			P	16 264	0	723	9	2
	1	25/9	28/9	2 261	2 091	0	170	0	0	132	0			P	6 681	0	723	9	13
Turku (SF)																			
	1	5/11	8/11	4 010	4 010		0		1	62		0		P	6 321		731	13	26
	1	9/1	11/1	5 405	5 334		71		3	56		12		P	6 049		731	13	3
	1	6/2	8/2	6 268	6 172		96		3	254		50		P	16 115		731	13	12
	1	13/3	15/3	4 257	4 190		67		2	115		4		P	5 779		731	13	26
	2	20/5	21/5	4 508	3 481		1 027		4	197		0		T/P	4 177		393	13	5
	1	21/3	22/3	2 300	2 244		56		3	106		3		P	8 487		730	13	3
	1	2/10	4/10	2 337	2 337		0		2	129		38		P	20 052		731	13	8
	2	20/8	23/8	6 029	4 794		1 235		1	204		2		P	20 749		731	13	4
	1	2/10	4/10	1 104	1 068		36		2	76		13		P	20 052		731	13	2
	1	10/4	12/4	2 665	2 564		101		4	139		5		P	11 036		731	13	3
	1	23/10	25/10	1 719	1 687		32		3	212		11		P	7 709		731	13	3
Ufa (RU)																			
	1	20/5	23/5	5 897	3 958	864	1 939	58	17	290	49	38	2	T	11 135	112	84		9
Umeå (S)																			
	4	11/6	13/6	34 702	0		34 702		6	166		47		T	12 025		546	15	1
	1	1/8	9/8	38 016	6 674		31 342		9	457		41		P	96 581		546	15	27
Valencia (E)																			
	1	21/2	22/2	1 163	742	71	0	0	5	44	5	0	0	T	4 293	ND	363, 282	12	14
	1	9/2	13/2	42 968	42 108	4 013	0	0	36	389	73	212	114	T	108 602	15 568	286	12	5
	1	17/4	19/4	944	717	126	0	0	4	72	10	0	0	T			286, 150	12	3
	1	15/5	17/5	1 396	1 396	41	0	0	4	74	5	0	0	T	1 446	34	286	12	25
	1	6/11	8/11	18 507	5 698	0	0	0	1	39	0	0	0	P			286	12	16
	1	16/7	19/7	11 129	964	181	0	0	6	19	5	ND	ND	T	16 869	342	286, 183	12	21

2015 EVENTS BY CITY

	Interval Year	Opening date	Closing date	Space						Exhibitors						Visitors				Organizer	Auditor	Industry sector	
				Rented Space (sq.m)						Exhibitors with their own			Represented firms			Admission for Trade/Public		Total					
				Total	Halls		Open air		from ... countries	Total	Foreign	Total	Foreign	Total	Foreign	Admission for Trade/Public	Total	Foreign					
					Total	Foreign	Total	Foreign															
Valencia (E)																							
uifi	1	20/10	22/10	819	819	3	0	0	2	27	1	ND	ND	T	5 432	184	286	12	10				
	1	20/10	22/10	867	832	0	0	0	1	27	0	ND	ND	T	incl. in ECOFIRA		286	12	10				
	1	20/10	22/10	857	392	0	0	0	1	26	0	ND	ND	T	incl. in ECOFIRA		286	12	9				
	1	21/10	22/10	3 850	1 428	0	0	0	1	48	0	ND	ND	T	1 764	24	286	12	11				
	1	4/12	8/12	38 716	23 873	0	0	0	1	61	0	0	0	P			286	12	16				
uifi	1	9/2	13/2	10 776	9 953	1 204	0	0	12	228	38	12	14	T	incl. in CEVISAMA		286	12	12				
	1	24/4	26/4	4 911	4 905	0	0	0	1	27	0	0	0	T			286	12	16				
	1	6/11	8/11	4 934	1 822	0	0	0	1	145	0	ND	ND	P			286	12	3, 25				
uifi		17/1	19/1	5 578	4 229	807	0	0	11	207	34	ND	ND	T	3 257	346	286	12	25				
uifi	1	19/6	21/6	5 753	3 705	730	0	0	8	185	38	ND	ND	T	2 242	277	286	12	25				
uifi	1	26/12	4/1	22 513	22 513	16	0	0	2	77	1	ND	ND	P			286	12	3				
	1	11/3	12/3	2 138	1 246	25	0	0	3	92	2	0	0	T	4 104	11	286	12	4				
uifi	1	27/5	29/5	3 843	2 947	361	0	0	10	74	24	2	2	T	2 172	340	286	12	4				
	1	14/11	16/11	4 800	2 480	3	0	0	2	132	1	ND	ND	P	13 265	28	286	12	2				
	1	17/9	19/9	2 909	1 167	164	0	0	9	47	7	60	17	T	1 669	52	286	12	12				
	1	27/10	29/10	3 788	3 555	590	0	0	9	118	25	ND	ND	T	4 046	390	286, 20	12	22				
uifi	1	30/9	2/10	13 000	11 136	975	0	0	16	279	30	139	68	T	5 534	415	286	12	1				
uifi	1	4/11	6/11	3 816	3 816	328	0	0	4	39	5	ND	ND	T	1 222	21	286	12	3				
	1	21/10	22/10	1 773	984	0	0	0	1	41	0	ND	ND	T	1 619	27	286	12	17				
uifi	1	10/2	12/2	1 971	1 971	257	0	0	22	105	13	159	86	T	incl. in CEVISAMA		286	12	5				
	1	16/10	18/10	7 557	4 772	0	0	0	1	89	0	0	0	T			241, 286	12	16				
uifi	1	15/10	17/10	3 181	2 608	88	0	0	6	104	7	ND	ND	T	3 628	62	286	12	4				
	1	24/4	26/4	2 509	2 458	0	0	0	1	138	0	0	0	T			286, 115	12	27				
	1	13/11	15/11	2 657	2 628	0	0	0	1	150	0	0	0	P			286, 115	12	27				
	1	16/10	18/10	208	208	0	0	0	1	10	0	0	0	T			286	12	15				
Valladolid (E)																							
	2	4/2	7/2	17 612	14 801	223	1 251	0	24	132	6	225	88	T	24 141	1 422	283	12	1				
	2	22/9	24/9	11 484	7 801	1 941	3 683	200	27	223	64	320	168	T	14 199	1 573	78	12	1				
	1	5/9	13/9	11 878	8 754	119	141	0	5	127	11	0	0	T	248 722	0	283	12	27				
	1	26/11	29/11	6 885	6 134	785	490	0	19	255	59	306	25	T	41 784	3 421	283	12	6				
	2	5/5	7/5	3 092	2 749	60	0	0	2	135	1	143	0	T	20 004	1 201	283	12	2				

2015 EVENTS BY CITY

	Interval Year	Opening date	Closing date	Space						Exhibitors						Visitors				Organizer	Auditor	Industry sector	
				Rented Space (sq.m)						Exhibitors with their own			Represented firms			Admission for Trade/Public							
				Total	Halls		Open air		from ... countries	Total	Foreign	Total	Foreign	Total	Foreign	Total	Foreign						
					Total	Foreign	Total	Foreign															
Van (TR)																							
	1	15/4	18/4	7 500	7 500	80				1	75	1	75	0	T/P	35 000	500	26	17	1			
	1	10/9	13/9	6 800	6 800	0				1	80	0	80	0	T/P	16 000	200	26	17	3			
	1	28/5	31/5	7 600	7 600	80				2	85	4	85	0	T/P	5 800	630	26	17	5			
Vannes (F)																							
	1	6/11	8/11	831	831	0	0	0	0	0	70	0			T	12 638	0	127	8	2			
	1	8/9	9/9	1 744	1 544	63	200	0	3	68	3				T	1 400	20	127	8	1			
	1	28/4	29/4	903	903	0	0	0	0	84	0				T	801	0	127	8	10			
	1	24/9	28/9	5 459	3 135	0	2 324	0	0	193	0				P	11 207	0	127	8	27			
	1	30/1	1/2	2 027	2 027	40	0	0		207	5				P	9 446	0	436	8	2			
	1	27/11	30/11	1 535	1 535	115	0	0		98	1				T	11 148	0	169	8	2			
	1	16/1	17/1	1 575	1 575	144	0	0		175	16				P	24 495	0	347	8	8			
	1	13/3	15/3	1 411	1 291	0	120	0	0	129	0				P	5 860	0	127	8	27			
	1	7/3	9/3	897	897	0	0	0	0	128	0				P	13 721	0	338	9	2			
	1	28/2	2/3	3 202	3 202	0	0	0	0	167	0				P	9 307	0	338	9	13			
Vantaa (SF)																							
	1	10/7	9/8	8 440	6 614		1 826		1	127		0			P	138 756		717	13	15			
Vaudreuil (F)																							
	1	17/3	18/3	28	28	0	0	0	0	14	0				T	141	29	10	8	19			
Verdun (F)																							
	1	10/9	14/9	23 746	3 475	36	20 271	0	2	445	3				P	24 609	0	755	9	27			
	1	24/10	25/10	815	815	0	0	0	0	44	0				P	1 312	0	755	9	27			
Verona (I)																							
	1	11/9	14/9	19 569	18 127	2 121	1 442	307		358	59	145	88	T/P	50 642	2 527	191	5	3				
	3	10/5	13/5	4 102	4 102	384	0		11	141	12	19	6	T	6 697	544	221	10	2				
	1	5/11	8/11	94 167	63 213	12 483	30 954	4 452		492	85	256	95	P	160 670	23 558	191	5	3				
	2	19/2	22/2	4 845	4 235	793	610	997		112	18	14	13	T/P	10 945	22	191	5	5				
	1	30/9	3/10	76 066	60 366	27 102	15 700	4 077	57	1 577	933	23	9	T	66 085	38 163	221	10	5				
	1	23/1	25/1	69 390	67 000	9 510	2 390	638		690	110	0	0	P	150 296	18 357	191	5	16				
	1	24/1	25/1	4 912	4 912	440	0	0		104	6	0	0	P	34 486	3 985	191	5	16				
	2	19/5	21/5	14 687	13 941	925	746		16	264	55				T	14 920	3 939	19	10	5			
	1	8/5	10/5	14 891	14 160	1 138	731	0		336	30	0	0	T	20 202	2 093	191	5	16				
	1	22/5	24/5	13 500	13 500	5 400	0	0		248	99	0	0	P	12 577	2 371	191	5	9				
	1	27/11	29/11	8 400	8 400	2 688	0	0		227	74	0	0	P	12 715	1 144	191	5	9				
	1	22/3	25/3	85 758	85 365	970	393		24	4 252	97	300	52	T	146 393	54 234	221	10	5				
Vertou (F)																							
	1	7/3	9/3	897	897	0	0	0	0	128	0				P	13 721	0	338	9	2			
Vicenza (I)																							
	1	15/10	18/10	8 344	8 344	953				360	62				P	52 058		292	11	3			
	1	26/2	1/3	6 843	6 843	422				252	30				P	36 543		292	11	3			
	1	14/2	16/2	9 970	9 970	872				293	44	6	1	T/P	30 633	2	292	11	3				
	2	18/4	21/4	7 988	7 988	1 715				337	85				T	4 896	677	292	11	13			
	1	7/2	9/2	6 378	6 378	313				153	25				T/P	11 374	8	292	11	3			
	1	23/1	28/1	3 284	3 284	671				125	36				T	incl. In VICENZAORO JA		292	11	24			
	1	23/1	28/1	27 234	27 234	8 672				1 103	377				T	18 532	8 361	292	11	24			
	1	5/9	9/9	26 527	26 527	7 741				1 059	341				T	12 613	4 459	292	11	24			

2015 EVENTS BY CITY

	Interval Year	Opening date	Closing date	Space						Exhibitors						Visitors				Organizer	Auditor	Industry sector	
				Rented Space (sq.m)						Exhibitors with their own			Represented firms			Admission for Trade/Public							
				Total	Halls		Open air		from ... countries	Total	Foreign	Total	Foreign	Total	Foreign	Admission for Trade/Public	Total	Foreign					
					Total	Foreign	Total	Foreign															
Vijfhuizen (NL)																							
Nationale (E-)bike testdagen / Fiets Vakdag		28/2	2/3	3 133	3 133				10	67	20			P	6 866		608		3				
Voujeaucourt (F)																							
HABITAT ET ECONOMIES D'ENERGIE - VOUEAUCOURT	1	23/1	26/1	1 158	1 158	0	0	0	0	75	0			T	2 640	0	131	8	15				
Wächtersbach (D)																							
Messe Wächtersbach - Consumer Goods Exhibition	1	9/5	17/5	9 710	5 194	285	4 516	15	13	357	18			P	60 503		509	10	27				
Warsaw (PL)																							
Cavaliada	1	12/3	15/3	766	756	45	10	0	3	48	2	0	0	T/P	15 090		585	4	3				
DENTEXPO	1	17/4	18/4	186	186	9	0	0	2	27	1	0	0	T	free entry		781	4	22				
Europoltech	2	15/4	17/4	3 456	2 926	140	530	0	9	157	14	0	0	T	5 850		532	4	7				
GoldSilverTime	1	1/10	3/10	1 683	1 683	114	0	0	6	173	9	0	0	T/P	2 400	156	481	4	24				
Interclean Central & Eastern Europe	2	22/4	24/4	3 714	3 714				22	196				T	4 217		608		19				
New House, New Apartment	4x1	5/9	6/9	1 250	1 250	0	0	0	1	116	0	0	0	P	5 933		535	4	15				
OPTONexpo	3	8/4	9/4	271	271	48	0	0	4	26	4	0	0	T	496		165	4	23				
Packaging Innovations	1	9/4	10/4	1 962	1 962	423	0	0	16	157	32	0	0	T	4 963		194	4	11				
SOSEXPO	1	4/2	5/2	100	100	16	0	0	4	19	3	0	0	T	free entry		781	4	10				
Warsaw Book Fair	1	14/5	17/5	5 524	5 347	588	177	0	7	860	250	0	0	P	72 324		535	4	8				
Wind and Water	1	12/2	15/2	6 855	6 855	90	0	0	7	436	19	0	0	P	27 150		535	4	3				
Wels (AUT)																							
Blühendes Österreich	1	20/3	22/3	18 520	12 515	1 036	6 005	797	9	451	83	0	0	P	36 974	0	510	1	3				
Wien (AUT)																							
Auto Show Wien	1	15/1	18/1	19 612	19 612	172	0	0	2	37	1	0	0	P	incl. in Ferien Messe Wien		620	1	16				
Bauen & Energie Wien	1	12/2	15/2	20 707	20 707	2 420	0	0	13	529	73	14	12	P	30 194		620	1	5				
Ferien-Messe Wien	1	15/1	18/1	14 402	14 402	4 112	0	0	65	847	412	12	5	P	141 071		620	1	3,6				
Wiener Immobilien Messe	1	14/3	15/3	1 125	1 125	0	0	0	1	83	0	0	0	P	incl. in Wohnen&Interieur		620	1	15				
Wohnen & Interieur Messe	1	7/3	15/3	24 861	24 861	4 430	0	0	16	468	99	28	17	P	55 258		620	1	12				
Wilkowice (PL)																							
Roltechnika	1	22/8	23/8	2 146	0	0	2 146	36	2	27	1	0	0	P	20 445		585	4	1				
Wroclaw (PL)																							
Dentamed	1	6/11	7/11	966	966	39	0	0	10	129	16	0	0	T	2 345		703	4	22				
Kamien 2015	1	5/11	7/11	1 487	1 475	494	12	0	10	115	31	0	0	T/P	3 700		330	4	5				
Yalova (TR)																							
Yalova Gayrimenkul Fuarı ve Arap-Türk Zirvesi	1	14/8	16/8	2 000	2 000	300			5	35	6	35	3	T/P	5 000	1 800	420	17	15				
Yozgat (TR)																							
Yozgat 6.Tarım, Gıda ve Hayvancılık Fuarı	1	2/4	5/4	12 480	12 480	0			0	153	0	153	0	T/P	96 000	0	430	17	1				
Tarım, Hayvancılık ve Gıda Sanayi Makine ve Ekipmanları Fuarı	1	9/4	12/4	12 650	12 650	7 500			0	135	80	135	80	T/P	157 500	0	6	17	1				
Zagreb (HR)																							
AMBIENTA	1	14/10	18/10	2 227	2 141	168	86	0	8	43	6	61	18	P	10 521		777	1	19				
Grünbau	1	22/4	25/4	643	515	108	128	0	5	24	5	15	11	P			777	1	5				
Intergrafika	2	27/5	30/5	632	632	144	0	0	5	19	5	47	44	T/P			777	1	11				
Interklima	2	22/4	25/4	436	331	125	105	30	5	25	7	20	12	P			777	1	5				
Zagreber Nautikmesse	1	18/2	22/2	4 669	4 651	268	18	0	8	113	16	189	151	P	16 178		777	1	26				

2015 EVENTS BY CITY

	Interval Year	Opening date	Closing date	Space					Exhibitors						Visitors		Organizer	Auditor	Industry sector		
				Rented Space (sq.m)					Exhibitors with their own			Represented firms		Admission for Trade/Public	Total						
				Total	Halls		Open air		from ... countries	Total	Foreign	Total	Foreign		Total	Foreign					
Zaragoza (E)																					
CREATIVA ZARAGOZA - SALON DE LAS MANUALIDADES, LABORES Y BELLAS ARTES	1	20/2	22/2	776	550	0	0	0	1	69	0	0	0	P			153,284	12	3		
ENOMAQ - OLEOMAQ	2	24/2	27/2	14 034	14 034	2 835	0	0	22	256	60	425	291	P	7 388	393	284	12	2		
EXPOSICION INTERNACIONAL CANINA	1	7/2	8/2	4 092	505	0	0	0	1	2 446	0	0	0	P			670	12	3		
FERIA GENERAL DE ZARAGOZA	1	11/10	18/10	41 692	41 503	80	0	0	6	101	5	0	0	P			284	12	27		
FERIA INTERNACIONAL DE DRONES DE USO CIVIL	1	24/9	25/9	856	846	127	0	0	7	62	6	0	0	P	2 615	46	409,284	12	20		
FERIA INTERNACIONAL PARA LA PRODUCCION ANIMAL	2	17/3	20/3	25 575	24 786	2 246	237	0	29	382	64	310	238	P	9 603	483	284	12	1		
SALON ARAGONES DEL TURISMO	1	15/5	17/5	834	786	12	0	0	2	23	1	0	0	P			284	12	6		
SALON DE LA BIONERGIA		17/3	20/3	908	752	42	156	0	16	30	2	46	34	P	136	2	284	12	9,10		
SALÓN DE MAQUINAS DE CARRETERAS Y OBRAS	1	7/1	7/2	602	530	0	0	0	1	15	0	0	0	P	25	0	629,284	12	5		
SALON DE SERVICIOS PARA BODAS, CONGRESOS Y ACONTECIMIENTOS	1	6/11	8/11	3 501	1 768	0	0	0	1	106	0	0	0	P	3 776	0	284	12	3		
SALON PARA MAMAS, PAPAS Y NIÑOS DE 0 A 14 AÑOS	1	7/11	8/11	1 066	909	4	0	0	2	45	1	0	0	P			394,284	12	3		
STOCK CAR - SALON DEL VEHICULO DE OCASION Y KM.0	1	28/5	31/5	17 891	17 843	0	0	0	1	48	0	0	0	P			284	12	16		
TECNOVID - OLEOTEC - FRUYVER	2	24/2	27/2	5 176	5 176	740	0	0	15	85	17	116	68	P	576	30	284	12	1		
Zurich (CH)																					
Absolventen-Kongress	1	11/12	11/12	1 589	1 589					71				T/P	2 800		693		8		
Architect@work	1	6/5	7/5	2 160	2 160					180				T/P	2 568		772		5		
Automation & Electronics Zürich	1	24/6	25/6	2 400	2 400					150				T/P	2 321		193		18		
Auto Zürich Car Show	1	29/10	1/11	23 300	23 300					269				T/P	61 048		76		16		
Baby und Kids Messe	1	27/2	1/3	930	930					74				T/P	5 389		538		3		
Bauen & Modernisieren	1	3/9	6.9.	12 100	12 100					525				T/P	31 000		780		5		
Beauty Forum Swiss	1	28/2	1/3	4 700	4 700					146				T/P	10 500		362		14		
Berufsmesse Zürich	1	17/11	21/11	5 200	5 200					120				T/P	46 722	2 336	480		8		
CE Expo	1	29/3	1/4	5 200	5 200					49				T/P	2 345		120		21		
CSI Expo	1	23/1	25/1	1 425	1 425					38				T/P	21 730		164		3		
CREATIVA Zürich	1	1/10	4/10	1 300	1 300					80	7			T/P	21 000	1 050	480		3		
Designmesse.ch	1	8/5	10/5	704	704					60				T/P	3 125		171		8		
Fespo	1	29/1	1/2	9 050	9 050					362				T/P	62 000		267		3		
Fest- und Hochzeitsmesse	1	10/1	11/1	5 054	5 054					257				T/P	8 800		552		3		
Giardina	1	11/3	15/3	14 750	14 750					275	43			T/P	61 000	2 500	480		3		
IME Investment Management Exhibition	1	19/5	21/5	78	78					10				T/P	55		407		4		
Maintenance Schweiz	1	11/2	12/2	1 600	1 600					77				T/P	1 500		193		5		
Mineralientage Zürich	1	28/11	29/11	550	550					131				T/P	3 000		520		19		
Ornaris Zürich	1	18/1	20/1	11 500	11 500					420				T/P	10 200		562		3		
Personal Swiss	1	14/4	15/4	4 500	4 500					330				T/P	4 490		690		8		
Schweizer Fachdental	2	21/3	21/3	1 100	1 100					41				T/P	300		364		22		
Slow Food Market	1	13/11	15/11	1 500	1 500					219				T/P	11 261		262		2		
SICHERHEIT	2	11/11	13/11	6 403	6 403					194	22			T/P	9 619	962	480		7		
SuisseEMEX	1	25/8	27/8	10 070	10 070					320				T/P	12 000		218		4		
SWISS-MOTO	1	19/2	22/2	12 948	12 948					213	42			T/P	70 519	3 526	480		16		
Swiss Office Management	1	9/9	10/9	503	503					91				T/P	1 046		100		4		
Swiss Online Marketing	1	15/4	16/4	3 500	3 500					243				T/P	4 025		690		21		
TopSoft	1	10/6	11/6	1 800	1 800					153				T/P	2 850		654		21		
Verpackung Schweiz	1	25/3	26/3	5 190	5 190					232				T/P	3 954		193		11		
WIR Messe Zürich	1	20/11	23/11	5 457	5 457					181				T/P	18 000		769		27		
Women's Expo Switzerland	1	29/3	29/3	1 100	1 100					140				T/P	1 800		128		8		
Whisky & More Lausanne	1	2/10	3/10	250	250					25				T/P	1 100		768		2		
Züspa	1	25/9	4/10	12 300	12 300					400	61			T/P	97 000	2 910	480		27		