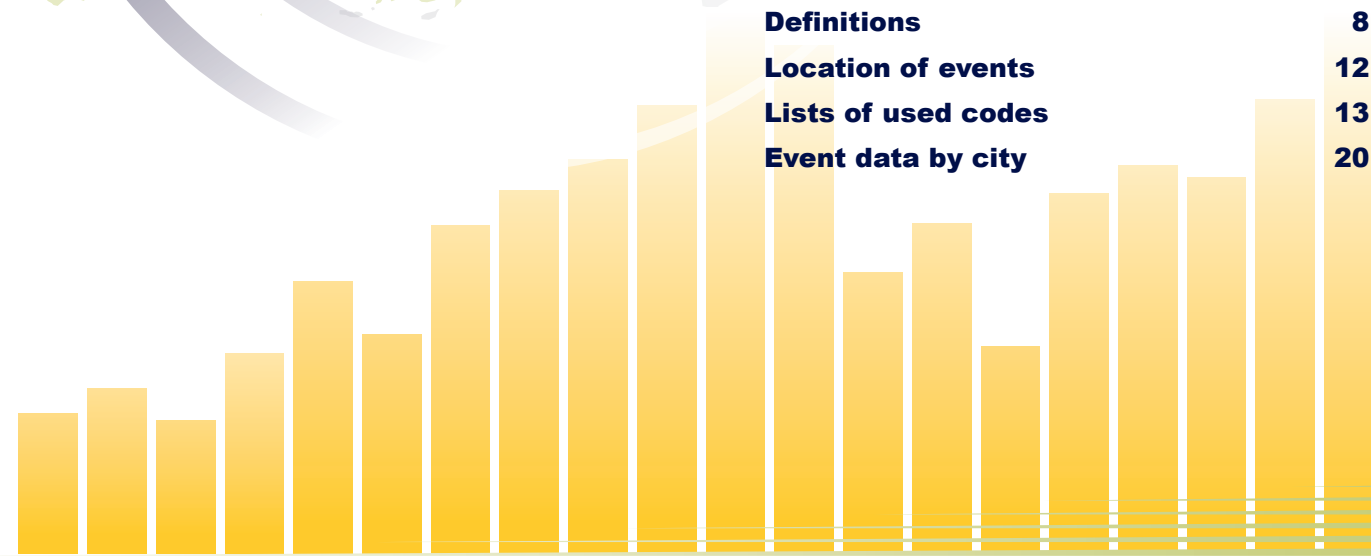


Euro Fair Statistics 2014



Euro Fair Statistics 2014



Facts about Euro Fair Statistics	4
Introduction	5
UFI message	6
Definitions	8
Location of events	12
Lists of used codes	13
Event data by city	20

Certified Key Figures of Exhibitions in Europe

- Austria*
- Belgium*
- Bulgaria*
- Croatia*
- Czech Republic*
- Finland*
- France*
- Germany*
- Hungary*
- Italy*
- Luxemburg*
- Montenegro*
- Poland*
- Portugal*
- Romania*
- Russia*
- Slovenia*
- Spain*
- Switzerland*
- Sweden*
- The Netherlands*
- Turkey*
- Ukraine*

FACTS ABOUT EURO FAIR STATISTICS

The 2014 edition contains the certified statistics of 2 321 exhibitions from the following 23 countries:

Austria	25
Belgium.....	44
Bulgaria	5
Croatia	3
Czech Republic	48
Finland.....	69
France	536
Germany.....	210
Hungary	15
Italy	179
Luxembourg.....	5
Montenegro	1
Poland	212
Portugal.....	27
Romania	10
Russia.....	78
Slovenia.....	1
Spain	240
Sweden.....	42
Switzerland.....	81
The Netherlands.....	62
Turkey.....	407
Ukraine	21

At these events, organized by 735 organizers, a total of 659 335 exhibitors, 64.6 million visitors and 24.7 million square metres of rented space were registered.

39% of the exhibitions were addressed to trade visitors, 28% to public visitors and 33% to both target groups.

UFI estimates that the audited events present in this report represents, in 2014, almost around half of the European exhibition market in terms of net space rented.

The breakdown of all the events by industry sector (provided by each partner) is presented in the table on the right. As almost 5% of all events (representing 6% of the total net space rented) had more than one industry sector mentioned, the overall cumulated % respectively reach 105% and 106%. UFI regularly produces some additional analysis on this data in its annual report on Global Exhibition Industry Statistics.

Industry sector (UFI code)	Rented space		Number of events	
	sqm	%		%
Leisure, Hobby, Entertainment (3)	3 187 188	13%	371	16%
Agriculture, Forestry, Fishery (1)	2 463 750	10%	151	7%
Engineering, Industrial, Manufacturing, Machines, Instruments, Hardware (19)	2 254 129	9%	164	7%
Construction, Infrastructure (5)	2 215 935	9%	166	7%
General (27)	1 941 017	8%	140	6%
Food and Beverage, Hospitality (2)	1 726 595	7%	203	9%
Textiles, Apparel, Fashion (25)	1 647 732	7%	160	7%
Furniture, Interior design (12)	1 428 895	6%	84	4%
Premium, Household, Gifts, Toys (13)	1 339 821	5%	114	5%
Transport, Logistics, Maritime (26)	1 274 650	5%	67	3%
Automobiles, Motorcycles (16)	1 228 902	5%	75	3%
Business Services, retail (4)	635 818	3%	118	5%
IT and Telecommunications (21)	615 254	2%	66	3%
Health, Medical Equipment (22)	599 732	2%	93	4%
Travel (6)	570 022	2%	43	2%
Security, Fire Safety, Defense (7)	471 027	2%	35	2%
Jewelry, Watch & Accessories (24)	449 459	2%	43	2%
Printing , Packaging (11)	353 720	1%	23	1%
Energy, Oil, Gas (9)	332 424	1%	38	2%
Electronics, Components (18)	324 099	1%	26	1%
Education (8)	294 019	1%	100	4%
Beauty, Cosmetics (14)	269 414	1%	35	2%
Environmental Protection (10)	264 243	1%	46	2%
Real Estate (15)	146 560	less than 1%	36	2%
Chemistry (17)	123 154	less than 1%	21	1%
Aviation, Aerospace (20)	73 065	less than 1%	5	less than 1%
Optics (23)	61 950	less than 1%	5	less than 1%

INTRODUCTION

Exhibitions play a vital role in today's business world.

It is therefore of fundamental importance that customers have access to reliable exhibition data.

This report includes the data provided by the 14 bodies mentioned below who certify that the statistics contained in this report have been issued according to the definitions outlined hereafter.

Further information is available by contacting each organization directly directly (contact details are provided on page 7).



Sergei Alexeev
President of the Russian Union
of Exhibitions and Fairs



Thierry Hesse
President of UNIMEV,
France



Mathias Limbeck
President of FKM-Austria



Carole Ramuz
Association President, Expo-Event.Live
Communication Verband Schweiz



Ettore Riello
Chairman
Italian Exhibition and Trade Fair Association



Daan Rodenrijs
Chairman of the Research Committee
CLC-VECTA , The Netherlands



Pedro Aleixo Dias
BDO & Associates, Portugal



Mikael Jansson
President of SFC,
Sweden



Wolfgang Marzin
President of FKM, Germany



Anni Vepsäläinen
Chairman of the Finnish Union
of Trade Fair Organizers



Frédéric François
President of FEBELUX,
Belgium & Luxembourg



Hennadii Kroychik
Chairman of CENTREX,
Central East Europe



Cengiz Özcan
Deputy Secretary General,
UCCET, Turkey



José Antonio Vicente
President of AFE, Spain

UFI MESSAGE

UFI, the Global Association of the Exhibition Industry is happy to present the seventh UFI edition of this report.

Our goal is continuously to develop the geographical scope of this project and an important step was taken two years ago with the inclusion of certified data, in addition to audited data. This year, data from Switzerland is included for the first time.

Due to the different levels of development and global diversity, methods may vary slightly from country to country but all the national bodies who have taken part in this study guarantee the quality of the statistics they have provided.


UFI strongly believes that auditing should, wherever possible, be done in a consistent manner to make figures comparable and audited events are identified as such in this report with the name of the auditor.

UFI continues to play an important role in developing a basic minimum standard for the industry including the publication and implementation of "UFI's Auditing Rules for UFI Approved Events". The latter are identified in the report.

If you have any questions or comments, please contact Christian Druart at research@ufi.org.

Paris, July 2015

Paul Woodward
UFI Managing Director



(*) The "UFI Approved Event" label is given to exhibitions organized by UFI members after a quality assessment. In 2014, UFI approves more than 900 international events.



UFI is the association of the world's leading tradeshow organisers and fairground owners, as well as the major national and international exhibition associations, and selected partners of the exhibition industry. With over 650 member organizations in 83 countries, UFI's global reach provides unique value to its members through promotion, information and networking.

UFI's main goal is to represent, promote and support its members and the exhibition industry worldwide. It provides a global networking platform through its events, website and other media where exhibition industry professionals can exchange ideas and experiences.

UFI promotes exhibitions globally as a unique marketing and communications tool. We provide our members with valuable studies and research regarding all aspects of the exhibition industry and offer educational training opportunities and a variety of professional seminars. UFI also deals with issues of common interest to its members through lobbying, our engagement in appropriate international organisations, media campaigns and direct intervention with governments where needed.

All organiser members of UFI must have at least one UFI Approved Event. This growing list of over 900 of the world's leading exhibitions represents the highest quality international fairs.

UFI Headquarters

17 rue Louise Michel
92300 Levallois-Perret, France
+33 (0)1 46 39 75 00

www.ufi.org

THE FIGURES LISTED IN THIS REPORT HAVE BEEN PROVIDED BY:

AEFI – Associazione Esposizioni e Fiere italiane

Via Emilia, 155 47921 Rimini, Italy
Phone: +39 (0541) 744 229, Fax: +39 (0541) 744 512
e-mail: info@aefi.it
www.aefi.it

AFE - Asociación de Ferias Españolas

CAMARA DE COMERCIO DE ESPAÑA
C/ Ribera del Loira 12
Primera Planta
E-28042 Madrid, Spain
Phone : + 34 680214893
e-mail: mju@afe.es
www.camara.es

Association for Voluntary Control of Fair Statistics (FKM-Austria)

Messeplatz 1
A-1021 Vienna, Austria
Phone: +43 (1) 72 72 00, Fax: +43 (1) 727 204 709
e-mail: info@messe.at
www.messe.at

BDO & Associates

Avenida da Republica 50–10°
P-1069-211 Lisbon, Portugal
Phone: +351 2 17 99 04 20, Fax: +351 2 17 99 04 39
e-mail: Pedro.Dias@bdo.pt
www.bdo.pt

CENTREX – International Exhibition Statistics Union

Albertirsai út 10.
H-1101 Budapest, Hungary
Phone: +36 30 619 7646, +36 30 948 5124
e-mail: info@centrexstat.org
www.centrexstat.org

CLC-VECTA

De Corridor 10F
3621 ZB Breukelen
The Netherlands
Phone: +31 (0)346-352444, Fax: +31 (0)346-266599
e-mail: info@clcvecta.nl
www.clcvecta.nl

Expo-Event.Live Communication Verband Schweiz

Kapellenstrasse 14
CH - 3001 Bern
Phone : +41 58 796 99 54
Fax :+41 58 796 99 03
e-mail: info@expo-event.ch
www.expo-event.ch

FEBELUX

c/o BRUSSELS EXPO
Place de Belgique 1
1020 Bruxelles
Phone: + 32 2 474 82 80
e-mail: info@febelux.com
www.febelux.com

Finnish Union of Trade Fair Organizers (FUTFO)

c/o Messukeskus, Helsinki Expo and Convention Center
P.O.Box 21, FI-00521 Helsinki, Finland
Phone : +358 40 450 3250
e-mail: Reija.kononen@messukeskus.com
www.messu-unioni.fi

Russian Union of Exhibitions and Fairs (RUEF)

13, Sovnarkomovskaya St., GSP-1080,
Nizhny Novgorod, 603950, Russia
Phone: +7 (831) 277 56 80, Fax: +7 (831) 277 56 95
e-mail: info@ruef.ru
www.ruef.ru

Scandinavian Fair Control (SFC)

Elmiavägen 11
S-554 54 Jönköping
Phone: +46 36 34 62 30
e-mail: info@fairlink.se
www.fairlink.se

Society for Voluntary Control of Fair and Exhibition Statistics (FKM)

Littenstrasse 9
10179 Berlin, Germany
Phone: +49 (30) 2 40 00-0, Fax: +49 (30) 2 40 00-3 40
e-mail: info@fkm.de
www.fkm.de

UNIMEV – OJS department (France)

11, Rue Friant
F-75014 Paris, France
Phone: +33 (1) 53 90 20 11, Fax: +33 (1) 53 90 20 15
e-mail: contact@ojs.asso.fr
www.ojs.asso.fr

Union of Chambers and Commodity Exchanges of Turkey (UC CET)

Dumlupınar Bulvarı No:252 (Eskişehir Yolu 9. Km.)
06530 / Ankara, Turkey
Phone: +90 (312) 218 22 82 Fax: +90 (312) 218 24 84
e-mail: info@tobb.org.tr
www.tobb.org.tr

DEFINITIONS

AFE Spanish Trade Fair Association (Spain)

Space

The amount of exhibition space let is divided into hall areas and open-air areas, and is also differentiated between Spanish and foreign exhibitors. Special shows include stands, displays and demonstrations which deal with the general concept, or specific themes, of an exhibition but are independent of the exhibitors. Gross exhibition space comprises the net exhibition space and the related gangways and service areas.

Exhibitors

Direct exhibitors: Exhibitors occupying their own stands who receive bills from the exhibition organiser which are settled directly. Indirect exhibitors (or firms represented): Exhibitors which do not have own stands, but present products on direct-exhibitor stands. In the case of group or collective participation, the different exhibitors are considered direct where they occupy an area of at least 9 m². Exhibitors occupying a space of less than 9 m² are considered indirect.

Visitors

Identified visitors: At the entrance of the exhibition these visitors must show a card or numbered slip showing their identification. The number of these visitors is determined according to the number of completed cards or slips. Season tickets are counted once, irrespective of the number of times used. The number of visitors buying their tickets on entry to the exhibition corresponds to the number of tickets sold with proof of the corresponding receipt.

BDO & Associates (Portugal)

Space

The total rented space includes both hall space and open-air space contracted by the exhibitors, whether it is paid or unpaid, and it corresponds to the number of square meters effectively occupied by them. The rented space is divided into national and foreign in accordance with the exhibitor classification.

Exhibitors

The main exhibitor is the entity contracting directly with the organizer. Co-exhibitor is the entity which presents its products/services on the main exhibitor's stand with its own staff. A represented company is one who is not present with their own staff, and whose products or services are present on a main exhibitor's or co-exhibitor's stand. These represented companies are excluded from the calculation of the total number of exhibitors.

Visitors

Any person entering the fair/trade show during its official opening hours who presents at control access either a ticket or a card proving payment on the entrance fee or an invitation card is considered as visitor. Visitors exclude the staff of exhibitors, services providers and organizers. The visitor whose address is located in another European or Third country is considered as foreign visitor. An additional visit, to be verified as made on a different day from the first visit is considered as a repeat visit. The figures presented in the Euro Fair Statistics brochure concern the number of total visits: total number of visitors plus the total number of repeat visits.

CENTREX (Bulgaria, Czech Republic, Hungary, Montenegro, Poland, Romania & Ukraine)

Space

The rented space is divided up in hall space and open-air space which is rented and paid for by exhibitors.

Exhibitors

An exhibitor with his own stand (direct exhibitor) is one who occupies a stand for his company receives the bill from the exhibition organiser and settles it directly. A represented firm (indirect exhibitor) is one who does not have a stand of his own, but presents his products on a stand of a direct exhibitor. Co-exhibitors at an exhibitor's stand or participants at a collective stand are also considered as exhibitors for statistical purposes if they exhibit their own goods employing their own personnel on the exhibitor's stand or at a common stand organised by a collective stand organiser and their autonomy can be undoubtedly recognized even without physical separation. These companies are considered as exhibitors regardless that the invoice is being issued on the exhibitor or on a collective stand organiser. The nature of the participation and the identity of each exhibitor at the stand should be very clear from the application form sent to the exhibition organizer.

Visitors

The number of visitors is calculated on evidence. The number of paying visitors is established through financial evidence: number of sold tickets (prepaid or on the spot) and number of tickets/entry passes paid by the exhibitor or a third party. Visitors with paid passes for a given period are calculated on the basis of a financially reasonable minimum number of uses of the pass. 4 visitors are counted for each family ticket sold. For persons arriving with vouchers, registration cards or similar valid free passes, tickets can be counted as visitors only if evidence is available. The number of foreign visitors is established either by tickets sold at special counters for foreigners, filled in-registration cards with evidence of the foreign origin of the visitor or through representative visitor surveys.

DEFINITIONS

CLC-VECTA (The Netherlands and some events in Belgium)

Space

Net exhibition space: sum of booth space and any space utilized by the organizer for features that have a direct relation to the theme of the exhibition.

Exhibitors

Exhibitor entity that displays products or services accepted by the organizer, with personnel present at the exhibition, including main exhibitors and co-exhibitors.

Visitors

A visitor is a person who visits an event once or several times during the days when the event/ the trade fair ground is open for persons in possession of an entry ticket.

A visitor is:

- A person who obtained an entry ticket during the duration of the event.
- A person who obtained an entry ticket during the period of pre-registration and visited the event/ the trade fair ground at least once during the duration of the event.
- A person who obtained a complimentary entry ticket and visited the event/ the trade fair ground at least once during the duration of the event.
- A person who is in the possession of an annual season ticket and visited the event/ the trade fair ground at least once during the duration of the event.
- A person who is in the possession of a press ticket and visited the event/ the trade fair ground at least once during the duration of the event.

Exhibitor, organizer, service and personnel cards and passes are not counted.

Expo-Event.Live Communication Verband Schweiz (Switzerland)

Space

The space is divided into hall areas and open-air areas. This space is the surface occupied by the exhibitors and it also includes the "special show" areas utilized by the organizer for features which have a direct relation to the theme of the exhibition.

Exhibitors

Exhibitor entity that displays products or services accepted by the organizer, with personnel present at the exhibition, including main exhibitors and co-exhibitors.

Visitors

The attendance figure is calculated by counting the number of admissions to the exhibition. The number of admissions per day can for example be determined by using an electronic entry monitoring system ; admission of a visitor shall be counted a maximum of once per day.

FEBELUX (Belgium, Luxembourg and some events in the Netherlands)

Space

The space is divided into hall areas and open-air areas. This space is the surface occupied by the exhibitors and it also includes the "special show" areas utilized by the organizer for features which have a direct relation to the theme of the exhibition.

Exhibitors

Direct exhibitors: companies or organizations in touch with the organizer, who pay for their participation or agree on a commercial deal with the organizer in order to be present during the exhibition. The exhibitor owns a booth, and can sell products from different companies. Those companies offer goods or services via their personnel from their own exhibitor stand area, via a booth.

Indirect exhibitors: represented organizations or companies that are not present with their own staff, and whose products or services are present on a direct exhibitor's booth.

Visitors

Attendance figures are calculated based on the number of admissions at the exhibition venue during its official opening hours. The visitor owns an entrance ticket (includes VIP card) or bought a ticket through the preregistration system.

2 systems of admission:

- by an electronic monitoring system
- by retaining the tickets counterfoils or through registrations.

FKM (Germany and some events in Italy)

Space

The exhibitor stand area is broken down according to hall space and outdoor exhibition space, as well as according to space rented by domestic or foreign exhibitors. Stands, display panels and demonstrations, which deal with the theme of an event comprehensively or specific aspects of it, independent of exhibitors, are treated as special shows.

Net exhibition space consists of the exhibitor stand area and space for special shows. Gross exhibition space consists of the net space plus the corresponding access and service areas.

Exhibitors

Companies or organizations, which offer goods or services via their personnel from their own exhibitor stand area, are counted as exhibitors.

Additionally represented firms are companies whose goods or services are offered by another exhibitor. The number of exhibitors may not include the figures for additionally represented firms.

Visitors

The visitor figures are calculated according to the number of entries to the trade fair centre. The number of entries per day can, on the one hand, be determined by an electronic visitor admission system, whereby a maximum of one entry is registered per day.

The attendance figure is calculated by counting the number of admissions to the exhibition grounds. The number of admissions per day can for example be determined by using an electronic entry monitoring system; admission of a visitor shall be counted a maximum of once per day.

Organisers who do not employ electronic entry monitoring systems must supply proof of admission by retaining the ticket counterfoils or through registrations. The counterfoils of tickets sold by the ticket offices need not be retained as the takings of the ticket offices shall serve as proof.

DEFINITIONS

FKM-Austria (Austria, Croatia & Slovenia)

Space

The total rented space of an event is based on the amount of space rented by the individual exhibitors. The amount of rented space is divided into hall areas and open-air areas, and is also differentiated between domestic and foreign exhibitors.

Exhibitors

Exhibitor figures are compiled from the number of companies who have rented an individual stand and who use their own personnel to promote goods or services. Represented firms are companies whose goods or services are offered by another exhibitor. The number of exhibitors may not be added to the number of represented firms.

Visitors

The number of visitors is based on the amount of entrance tickets sold or is based on an electronic registration system. One entrance per visitor per day is counted. Visitors buying a multiple entrance ticket can use the ticket on several days during the show (counting of entry is based on the ticket price – if the ticket costs 20 % more than the one day ticket, two visitors are counted). Complimentary tickets, exhibitor tickets, press tickets etc. have not been taken into consideration.

Free entrance tickets are counted if based on an electronic registration system and the registration includes the full address of the visitor.

FUTFO (Finland) & SFC (Sweden)

Space

The total rented space of an event refers to the area used by and paid for by the exhibitors. A distinction is made between hall space and open air space. Areas given free of charge to exhibitors are not counted.

Exhibitors

An exhibitor with his own stand (direct exhibitor) is one who has obtained a contract for an exhibition stand in its entirety, or who uses a specified, clearly delineated portion of an exhibition stand using his own personnel to promote goods or services.

A represented firm (indirect exhibitor) is one whose products or services are offered through a direct exhibitor. The number of exhibitors with their own stands may not be added to the number of represented firms, except when evident.

Visitors

The number of visitors is the sum of paid entries, invitation cards used, and other used tickets which can have been obtained by conference visitors who have had access to the trade fair grounds. A visitor who visits a trade fair over a period of many days is counted once a day. Exhibitor, press, service and personnel cards and passes are not counted.

ISFCERT SRL - Istituto di certificazione dati Statistici Fieristici (Italy)

Starting from 2013 ISFCERT is appointed by ACCREDIA (Italian body member of European cooperation for Accreditation) to audit events in accordance with ISO 25639 -2008 and ISO 17065-2012

Space

The rented space of a fair is the area effectively occupied by the exhibitors, invoiced and paid at the official price.

The space is divided up in hall space and open-air space and in area rented by Italian and foreign exhibitors.

Areas given free of charge to private exhibitors are not counted.

Exhibitors

An exhibitor with his own stand (direct exhibitor) is one who occupies a stand for his company, receives the invoice and pays it.

Exhibitor figures are divided up in Italian and foreign exhibitors.

A represented firm (indirect exhibitor) does not have a stand of his own, but is present in the stand of a direct exhibitor. He cannot be considered, if he does not pay the official fee for the participation.

Visitors

Any person entering a trade fair presenting a ticket or a card proving payment of the entrance fee, or an invitation card with a control slip is considered as a visitor.

Visitors admitted free of charge are counted only, if they give elements for their qualification and identification.

Foreign visitors are counted only, if their identification is possible.

Honorary cards, exhibitor, press and service cards and passes are not counted.

Permanent access cards are counted only once.

DEFINITIONS

RUEF - Russian Union of Exhibitions and Fairs (Russia)

Space

The total rented space includes both hall space and open-air exhibition space rented by domestic and foreign exhibitors. The rented space is subdivided into national and foreign area in accordance with an exhibitor classification.

Exhibitors

The exhibitor figures include those companies who rented on any terms (paid or free of charge) an individual booth for the full period of an exhibition event and who used their own or employed personnel to promote goods and services. Exhibitors are considered both main and co-exhibitors.

A represented company is one that displays its goods and services on a main exhibitor's booth, without personnel present.

The number of exhibitors may not be added to the number represented firms

Visitors

Visitor figures are determined by an electronic or a non-electronic visitor control, as well as by a number of paid entry tickets and individual invitations collected at the entrance.

Speakers and participants of complimentary events (seminars, conferences, congresses etc.) can be added only if they were registered at the entrance and visited the exhibition event.

Honorary cards, administration personnel, exhibitors and press cards are not counted.

UCJET (Turkey)

Space

The total rented space includes both hall space and open-air space contracted by the exhibitors, and based on the amount of space rented by the individual exhibitors. It includes the space rented for both national and foreign exhibitors.

Exhibitors

Natural and legal persons who exhibit their services and products on a stand assigned by the organizer in accordance with the provisions of contract signed between organizer and exhibitor.

The organizer has to fill and send a form of fair result report whose example shall be determined by the Union together with fair catalogue, a copy of fair contract, insurance policy and a document showing all insurance premium has been paid, the name list of direct or indirect foreign participants for international fairs to the chamber/commodity exchanges to which it has made its fair organizing application. The form includes total participant number, the rate and number of the foreign participants among all participants, distribution of direct or indirect foreign participants according to countries, total stand area allocated to participants, stand area allocated to the foreigners and its rate among total area, the total number of visitors, the rate and number of foreign visitors among all visitors, distribution of foreign visitors according to the countries and general evaluations of the organizer regarding the fair.

Visitors

Visitor numbers are calculated according to the number of tickets sold, number of complimentary tickets or electronic count at the turnquets.

UNIMEV – OJS department (France)

Space

The given figures refer to area (booth space) occupied by exhibitors and co-exhibitors whether it is paid or unpaid. It corresponds to the number of square meters effectively occupied. It does not include in this case the area used for features in relation with the theme of the exhibition.

Exhibitors and co-exhibitors

The main exhibitor is the entity contracting directly with the organizer and presents its products/services with its own personnel.

Co-exhibitor is the entity which presents its products/services on the main exhibitor's stand under his trade mark with its own personal.

Visitors

Any person entering the fair / trade show during its official opening hours who presents at control access either a ticket, or a card proving payment on the entrance fee or an invitation card with a numbered control slip is considered as visitor.

A journalist is counted as visitor. Visitors exclude the staff of exhibitors, exhibition centres, services providers and organizers' staff.

An additional visit, to be verified as made on a different day from the first visit is considered as a re-visit.

The visitor whose address is located in another European or third country is considered as foreign visitor.

The figures listed in the Euro Fair Statistics brochure concern the number of total visits: "visitors entries" is the total number of visitors admissions at the fair / trade show during its official opening hours.

LOCATIONS OF EVENTS



LISTS OF USED CODES (1/3): Interval year, Admission, Industry sectors

Interval year

1	once a year
2	every other year
3	every 3 years
4	every 4 years
5	every 5 years
6	every 6 years
2x1	2x1 = twice a year
3x1	3x1 = 3 times a year
4x1	4x1 = 4 times a year
blank	not regular or not yet known (first time)

Admission

T	trade (only)
P	public (only)
T/P	trade & public

Industry sectors

1. Agriculture, Forestry, Fishery
2. Food and Beverage, Hospitality
3. Leisure, Hobby, Entertainment
4. Business Services, retail
5. Construction, Infrastructure
6. Travel
7. Security, Fire Safety, Defense
8. Education
9. Energy, Oil, Gas
10. Environmental Protection
11. Printing, Packaging
12. Furniture, Interior design
13. Premium, Household, Gifts, Toys
14. Beauty, Cosmetics
15. Real Estate
16. Automobiles, Motorcycles
17. Chemistry
18. Electronics, Components
19. Engineering, Industrial, Manufacturing, Machines, Instruments, Hardware
20. Aviation, Aerospace
21. IT and Telecommunications
22. Health, Medical Equipment
23. Optics
24. Jewelry, Watch & Accessories
25. Textiles, Apparel, Fashion
26. Transport, Logistics, Maritime
27. General

LISTS OF USED CODES (2/3): List of auditors with their contact details

1 Artus Consulting

Innsbrucker Bundesstraße 73
5020 Salzburg, Austria
Phone: + 43 662 851 287 19
e-mail: c.richter@artus.at

2 BDO & Associates

Avenida da Republica 50-10°
P-1069-211 Lisbon, Portugal
Phone: +351 2 17 99 04 20
Fax: +351 2 17 99 04 39
e-mail: Pedro.Dias@bdo.pt

3 BDO LLC

201-203, Kharkivske Road
Kyiv, 02121, Ukraine
Tel.: +38 (044) 393 26 87, +38 (044) 393 26 88
Fax: +38 (044) 393 26 91
e-mail: bdo@bdo.kiev.ua

4 BDO s.r.o.

Olbrachtova 5
CZ - 140 00 Prague 4
Tel: +420 241 046 205
Fax: +420 241 046 220
Mobile: +420 603 803 405
e-mail: ladislav.novak@bdo.cz

5 CENTREX

Albertirsai út 10
H-1101 Budapest, Hungary
Phone & Fax: +36 (1) 26 36 368
e-mail: info@centrexstat.org

6 Conference of Italian Regions and Autonomous Provinces

Viale Aldo Moro, 44
40127 Bologna, Regione Emilia-Romagna, Italy
Phone: +39 (051) 527 6534
Fax: +39 (051) 527 6512
e-mail: fquagliariello@regione.emilia-romagna.it

7 DNV

Centro Direzionale Colleoni - Viale Colleoni, 9 - Palazzo Sirio 2
20864 Agrate Brianza (MB), Italia
Phone: +39 039 6899905
Fax: +39 039 6899930
e-mail: milan@dnv.com - <http://www.dnv.it>

8 Ernst & Young Accountants LLP

Wassenaarseweg 80
2596 CZ Den Haag (The Hague)

9 EXPOCERT

166 Rue des Voies du Bois
92700 COLOMBES, France
Phone: +33 1 47 84 01 56
Fax: +33 1 47 82 34 19
e-mail: info@expocert.fr

10 EXPO'STAT

11 rue Friant
75014 PARIS, France
Phone : +33 1 45 42 14 40
Fax: +33 1 53 90 20 15
e-mail : contact@expostat.com

11 FKM

Littenstrasse 9
D-10179 Berlin, Germany
Phone: +49 (30) 2 40 00-0
Fax: +49 (30) 2 40 00-3 40
e-mail: info@fkm.de
www.fkm.de

12 ISFCERT SRL

Via L. Vestri, 1
40128 Bologna, Italy
Phone: +39 (051) 745 9000
Fax: +39 (051) 745 9007
e-mail: info@isfcert.it

13 MADISON

C/ Proción, 7 Portal 1 - EDIFICIO AMÉRICA II
E-28023 Madrid, Spain
Phone : +34 90 260 25 55
e-mail: maite.sanmartin@madisonmk.com
website: www.madisonmk.com

14 MediaAuditFinland Oy

Lönnrotinkatu 20 B
00120 Helsinki Finland
Phone: +358 50 328 8699
website: www.mediaauditfinland.fi

15 PricewaterhouseCoopers Société Coopérative

Christiane Schaus, Associée
2 rue Gerhard Mercator
BP 1443
L-1014 Luxembourg
website: <http://www.pwc.lu>

16 RussCom IT Systems

8, Aviamotornaya str.
111024 Moscow, Russia
Phone: +7 495 925 0433
Fax: +7 495/925 0432
e-mail: audit@auditexpo.ru

17 Scandinavian Fair Control (SFC)

Slottsgatan 14
Elmiavägen 11
S-554 54 Jönköping
Phone: +46 36 34 62 30
e-mail: info@fairlink.se
website: www.fairlink.se

18 TREVOR

Revisione e organizzazione contabile
Sede di Trento
Via Brennero N. 139, 38121 Trento (TN)
Phone: +39 0461 828 492
Fax: +39 0461 829 808
e-mail: trevor.tn@trevor.it
website: www.trevor.it

19 Turkey : local Chambers of Commerce

Contact UCCECT
Dumlupinar Bulvarı No:252 (Eskişehir Yolu 9. Km.)
06530 / Ankara, Turkey
Phone: +90 (312) 218 22 82
Fax: +90 (312) 218 24 84
e-mail: info@tobb.org.tr

LISTS OF USED CODES (3/3): List of organizers

1	24 Saat Fuarçılık Ltd Şti
2	4M Fuar Organizasyon Tic. Ltd. Şti
3	656 EDITIONS
4	A DETERMINER
5	A&T sas di Luciano Malgaroli
6	A.N.C.I. SERVIZI SRL
7	A3P
8	ACAA - ASSOCIATION DES CONCESSIONNAIRES AUTOMOBILES ANGEVINS
9	ACAUP ASSOCIATION
10	Acerca Tres
11	ADHESION GROUP
12	Adriatic Fair
13	AFAG Messen und Ausstellungen GmbH
14	Afidamp Servizi y Aude Business Events
15	AFT Fuarçılık Org. ve Tan. Ltd. Şti
16	AGEN EXPO CONGRES
17	AGENCE SAFYM
18	Agoras Fuarçılık Hizmetleri Ltd. Şti.
19	AICE
20	AIMPES SERVIZI SRL
21	AINTEREXPO
22	Ajansasya Fuarçılık Org. Ltd. Şti.
23	Akare Fuarçılık A.Ş
24	Akdeniz Reklamcılık ve Tanıtım Hizmetleri A.Ş.
25	Akort Tanıtım Organizasyon ve Fuarçılık Ltd. Şti.
26	Aktif Fuarçılık Ltd. Şti
27	ALL Fuarçılık A.Ş.
28	ALPEXPO
29	AMA Service GmbH
30	AMC PROMOTION
31	Ametic-Eticom
32	Amsterdam RAI
33	Amsterdam Record Convention
34	Anadolu Expo Fuar Ticaret Ltd.Şti
35	ANCAT SRL
36	ANCF (ASSOCIATION NATIONALE CIVAM FERMIER)
37	Anfaş Antalya Fuarçılık İşletme ve Yatırım A.Ş.
38	ANGERS EXPO CONGRES
39	ANSEMAT
40	ANTEPRIMA TREND SELECTION SRL
41	ANTLIA ORGANISATION
42	APHV - ASSOCIATION POUR L'HISTOIRE VIVANTE
43	AREZZO FIERE E CONGRESSI SRL
44	ART Fuar Org.Tic Ltd.Şti.
45	ART PARIS (FILIALE DE FRANCE CONVENTIONS)
46	Artexis Easyfairs
47	Artissima srl
48	Artkim Fuarçılık Ltd. Şti.
49	Artkim Fuarçılık Tic. Ltd. Şti

50	AS Fuarçılık Hizmetleri Tic. Ltd. Şti
51	ASCONTEX PROMOZIONI SRL UNIPERSONALE
52	Asiexpo
53	ASOC. VIDA SANA
54	ASOCIACION DE VETERINARIOS ESPAÑOLES ESPECIALISTAS EN PEQUEÑOS ANIMALES
55	Asociación Malagueña de Automoción
56	Asociación Nuevo Futuro
57	ASOCIACIÓN VIDA SANA S.A
58	Ass. Sapar
59	ASSOCIATION CANINE DU POITOU
60	ASSOCIATION DU PARC DES EXPOSITIONS DE PAU
61	ASSOCIATION FOIRE DE LA HAUTE-SAVOIE MONT-BLANC (ROCHEXPO)
62	ASSOCIATION FORUM ORGANISATION
63	ASSOCIATION LES CHATS DE FRANCE
64	Association of Designers, Manufacturers and Suppliers of Personal Protective Equipment (ASIZ)
65	ASSOCIATION SALON DES SOLIDARITES
66	ASSOSERVIZI BIELLA SRL
67	ATELIERS D'ART DE FRANCE
68	ATLANBOIS
69	ATLANTIKA EVENEMENTS
70	Atlas Uluslararası Fuarçılık Reklam Org. Ltd. Şti
71	AUDE BUSSINES EVENT
72	Auto Zürich AG
73	AUXERRE CONGREXPO
74	AVEBIOM
75	AVIGNON TOURISME
76	Avrasya Fuarçılık Tanıtım Org. Hizmet Ltd. Şti.
77	Azienda Speciale Fiera Internazionale della Sardegna
78	B+E Marketing GmbH
79	Bashkir Exhibition Company, Ltd.
80	Batı Akdeniz Fuarçılık ve Org Ltd. Şti
81	bbg Betriebsberatungs GmbH
82	BE WATER TEAM, S.L.
83	BEA srl
84	BEAUTEAM
85	BEES-BIOENERGIE EVENEMENTS ET SERVICES
86	BGT
87	BIBLIOTHEQUE COLMAR - POLE MEDIA CULTURE EDMOND GERRER
88	BILBAO EXHIBITION CENTRE
89	Bileşim Yay.Fuar ve Tan. Hizm. A.Ş.
90	BIO ET CO
91	BIRP
92	Bizon Exhibition Companies Group LLC
93	Bizon Exhibition Companies Group, LLC; ICE Ltd.
94	blickfang GmbH
95	boerding messe AG
96	Bologna Mineral Service S.r.l.
97	BolognaFiere S.p.A.

98	BONJOUR CARAVANING
99	börding Messe AG,
100	Bourse internationale aux armes
101	Boyut Fuarçılık Hizmet. Org. Ltd. Şti
102	Brno Trade Fairs
103	BUREAU HORTICOLE REGIONAL PAYS DE LOIRE/SALON DU VEGETAL
104	C³ Chemnitz Veranstaltungszentren GmbH c/o Messe Chemnitz
105	CAEN EVENT
106	CANSO Y ATCA
107	CAPEXPO POITIERS
108	CARRARAFIERE S.R.L.
109	Castroviejo y Splai, S.L.
110	CCI DE BEZIERS - SAINT-PONS
111	CCI DE SAINT-MALO
112	CCI DE TARBES ET DES HAUTES PYRENEES
113	CCI NIMES / PARC EXPO NIMES
114	CDO EVENTS
115	CE Messen GmbH
116	CENTRE FRANCE EVENEMENTS
117	CENTRE HOSPITALIER D'ANGOULEME
118	Centro Esposizioni Ucimu - S.p.A.
119	CEPRA - CENTRO PROMOZIONALE ACIMALL SPA
120	Cesena Fiera S.p.A.
121	CHAMBRE DES METIERS ET DE L'ARTISANAT D'EURE ET LOIRE
122	Charleroi expo
123	CHERCHE MIDI EXPO
124	CHORUS SA
125	Chuma Promotions
126	CIEDAD CANINA DE ARAGON
127	CIMEXPO - MONTLUCON
128	CITEVENTS SARL
129	Citi&Malls PFM
130	Clarion Events Deutschland GmbH
131	Clarion Events TR Fuarçılık Danışmanlık Ltd.Şti.
132	CLOSERSTILL MEDIA / France Vet
133	CLUB AMATEURS D'AUTOMOBILES ANCIENNES
134	CNEP/SALON PHILATÉLIQUE D'AUTOMNE
135	CNR Ekspo Fuarçılık A.Ş.
136	CNR Moda Fuarçılık A.Ş.
137	CNR Sektörel Fuarçılık A.Ş.
138	COCEF Chambre Officielle de Commerce d'Espagne en France
139	COFAQ
140	COGAS
141	COLMAR EXPO SA
142	COMEXPOSIUM
143	COMITE DES FETES, FOIRES ET SALONS DE LA ROCHELLE
144	COMITE FRANCAIS DU CAFE
145	COMMUNAUTÉ EMMAÛS POITIERS
146	Comune di Alba

LISTS OF USED CODES (3/3): List of organizers

147	Conceptum Spaim
148	CONCEPTUM SPAIN,S.L.
149	ConcordBusinessService LLC
150	Conference Service S.r.l.
151	CONGRES ET EXPOSITIONS DE BORDEAUX
152	Congress und Messe Innsbruck GmbH
153	CONSEIL NATIONAL DES CENTRES COMMERCIAUX (CNCC)
154	Consejería de Empleo y Mujer. Dir. Gral. De Empleo. COMUNIDAD DE MADRID
155	Consejería de Empleo y Mujer. Dir. Gral. De Empleo. COMUNIDAD DE MADRID.
156	CONSORCI DE LA ZONA FRANCA
157	CONSORCI DE LA ZONA FRANCA / FEDERACIÓN DE GREMIOS DE EDITORES DE ESPAÑA
158	COSMIT SPA
159	Cosmofarma Srl
160	COTE SALONS
161	CREMONAFIERE S.P.A.
162	Cristal Formation
163	CRJP CONSEIL
164	CSI Concours Saut International AG
165	CYF Fuarçılık A.Ş.
166	D.M.P Srl
167	DDB LIVE FOR PEOPLE
168	DE COMM' & D'ESPRIT
169	Demos Fuarçılık ve Org. A.Ş.
170	Demos Fuarçılık ve Org. Ltd. Şti.
171	designmesse.ch GmbH
172	Detay Fuarçılık Org. Ve Tanıtım Hizmet. Ltd.Şti
173	Deutsche Messe AG
174	DÍEZ-CASCON ARQUITECTES SL
175	DIJON CONGREXPO
176	DIVERSIFIED BUSINESS COMMUNICATIONS
177	DLG e.V.
178	DLG Fuarçılık Ltd.Şti.
179	Domino Fuarçılık Ltd. Şti.
180	Dossodossi Fuarçılık Org.Tic.Ltd. Şti.
181	Dreamhack Encom
182	Dünya Fuar Yapım Ltd. Şti.
183	DUPLEX AND CO
184	E Uluslararası Fuar ve Tanıtım Hizmetleri A.Ş.
185	E Uluslararası Fuar ve Tanıtım Hizmetleri A.Ş.
186	E.A. Fiera del Levante
187	E.A. Fiera di Foggia
188	E.I.C.M.A. - ESPOSIZIONE INTERNAZIONALE DEL CICLO E MOTOCICLO
189	easy fairs
190	Easy Fairs Schweiz
191	easyfairs
192	EC VertolExpo LTD
193	ECR Fuarçılık Ltd. Şti
194	EDI.CER. S.p.A.
195	EDINOVA S.R.L.

196	Editrice Il Campo srl
197	Edufairs Fuarçılık Ltd. Şti
198	EFEM Uluslararası Fuar Org. Hiz. Ltd. Şti.
199	EFIM SPA
200	EF-International Ltd
201	Efor Ege Fuarçılık Org. Ltd. Şti.
202	Eigenmann Expo SA
203	Eket Fuarçılık Tic. Ltd. Şti.
204	Ekin Fuar A.Ş.
205	Eko Fuarçılık Tic. Ltd. Şti.
206	Eko MMI Fuarçılık Tic. Ltd. Şti.
207	ELCANO GS
208	Elmia
209	Elmia, Husvagnsbranschens Riksförbund and Caravan Club of Sweden
210	Emex GmbH
211	EMTG
212	Enrique Sesé
213	Ente Autonomo per le Fiere di Verona
214	EOI
215	Erexpo Fuarçılık A.Ş.
216	ESMO
217	Etucum Sàrl
218	Euroexpo Ltd
219	EUROEXPO Messe- und Kongress-GmbH
220	EUROINDEX
221	EUROPEAN SOCIETY OF CARDIOLOGY
222	EUROVET
223	EUSKALTEL
224	EVEN PRO
225	EVENT INTERNATIONAL
226	Event International SA
227	EVENTOS DEL MOTOR
228	Eventus Organizasyon Fuarçılık ve Tic A.Ş.
229	EWEA-EUROPEAN WIND ENERGY ASSOCIATION
230	EWMA Y GNEAUPP
231	EXACTUS
232	EXPO Arad
233	Expo Arena
234	EXPO CONSEIL
235	Expocentre ZAO
236	EXPOCINEGETICA
237	EXPOCINQ
238	EXPOFIL
239	Expolink Fuarçılık Org. Tan. Ltd. Şti
240	Expomark Ltd.
241	EXPOMEDIA
242	EXPONANTES
243	Exponor
244	Exposican Srl

245	Exposition hall "Elektrifikatsiya" JSC
246	Expotim Ulus. Fuar Org.Ları A.Ş.
247	Expo-Time GmbH
248	EXPOURENSE / FUNDACIÓN DE FERIAS E EXPOSICIONS DE OURENSE
249	Expo-Volga Ltd
250	Eylül Fuar Org. Sergi ve Panayır Ltd.Şti
251	Fachausstellungen Heckmann GmbH
252	Faircom AG
253	Fairexpo
254	FAMILY PROMOTION sarl
255	Farexpo LLC
256	Fashion messe Pirmasens GmbH
257	FC Fuarçılık Org. Ltd. Şti.
258	FC Fuarçılık Organizasyon Ltd. Şti.
259	FDHPA 17
260	Febiac
261	FEDERATION REGIONALE DES VIGNERONS INDEPENDANTS DU LANGUEDOC ROUSSILLON (FRVI-LR)
262	Federunacoma Service S.r.l.
263	FERIA BEBE SL
264	FERIA DE VALENCIA
265	FERIA DE VALLADOLID
266	FERIA DE ZARAGOZA
267	Feria del Cádiz, s.l
268	FERIA OPORTO
269	FERIAASTURIAS
270	Fespa Eurasia Fuarçılık A.Ş.
271	FF EVENTS
272	FICOMIC
273	Fiera di Vicenza SpA
274	Fiera Milano İnterteks Uluslararası Fuarçılık A.Ş.
275	FIERA MILANO SPA
276	Fiera Roma Srl
277	Fiere di Parma S.p.A.
278	FIERE E CONGRESSI SRL
279	Figür Fuarçılık Ltd.Şti
280	FIL
281	Finnish Marine Industries Federation Finnboat
282	FIRA DE BARCELONA
283	FIRA DE MOLLERUSSA
284	FIRENZE FIERA S.P.A.
285	Fisa
286	FOIRE DE BERE - CHATEAUBRIANT
287	FOIRE DU DAUPHINE - ROMANS
288	FOIRE ECONOMIQUE DE CASTRES
289	FOIRE ET SALONS INTERNATIONAUX DE NANCY
290	FOIRE INTERNATIONALE DE CLERMONT-FERRAND COURNON
291	Fondation de la Haute Horlogerie
292	Fondazione per il Libro, La Musica e la Cultura
293	Förlags AB Albinsson & Sjöberg

LISTS OF USED CODES (3/3): List of organizers

294 Forum Fuarçılık ve Geliştirme A.Ş.
295 FORUM GASTRONOMIC
296 Forza Fuarçılık ve Organizasyon Hizmetleri A.Ş.
297 Freiburg Wirtschaft Touristik und Messe GmbH & Co. KG
298 Frig Fuarçılık ve Org. Hizm. San. Ve Tic. Ltd. Şti.
299 FUNDACION LO QUE DE VERDAD IMPORTA
300 FUNDACION SEMANA VERDE DE GALICIA
301 G.L. Events
302 GALEC
303 GalEXPO
304 Gamepolis, s.l
305 GaultMillau B.V.
306 Gdansk International Fair
307 GEFI S.PA.
308 GEMCOM / AQUIBAT
309 Gençiz Fuarçılık Org. Ltd. Şti
310 Geoservice Christi
311 GESTIÓN DE COSMOBELLEZA SL
312 Gewerbeverband Basel-Stadt
313 GHM Gesellschaft für Handwerksmessen mbH
314 GHM Gesellschaft für Handwerksmessen mbH
315 "GHM Gesellschaft für Handwerksmessen mbH"
316 GIE DISGROUP
317 GIE OBJECTIF TRANSPORT PUBLIC
318 GL EVENTS - TOULOUSE EVENEMENTS
319 GL EVENTS EXHIBITIONS
320 GL EVENTS EXHIBITIONS - BREST
321 GL EVENTS EXHIBITIONS - CASSENEUIL
322 GL EVENTS EXHIBITIONS - LYON
323 GL EVENTS EXHIBITIONS - PARIS
324 GL EVENTS EXHIBITIONS - VILLENEUVE SUR LOT
325 GL Events Fuarçılık A.Ş.
326 GL events Italia S.p.A.
327 Globus Fuar Kongre Yönetimi ve Tanıtım Hizmetleri Ltd. Şti.
328 gmk & WNP Fachmessen UG
329 Goca Fuar Kongre ve Sergi Hizmetleri Ltd. Şti
330 Gospordarsko razstaviš?e d.o.o.
331 Grand Expo CJSC
332 GRAND PAVOIS - LA ROCHELLE
333 GROUPE AEF
334 GROUPE EXPRESS - ROULARTA
335 GROUPE STUDYRAMA
336 Grup Medya Fuarçılık Ltd. Şti.
337 GRUPO CORREO
338 GRUPO INTERAZAR DE INVERSIONES S.L
339 GSMA
340 Hamburg Messe und Congress GmbH
341 Hamlet Srl - VitignolItalia
342 Hannover Fairs Turkey Fuarçılık A.Ş.

343 Hannover Fairs Turkey Fuarçılık A.Ş.
344 Hannover Fairs Turkey Fuarçılık A.Ş.
345 Hannover Messe Ankiros Fuarçılık A.Ş.
346 Hannover Messe Ankiros Fuarçılık A.Ş.
347 Hannover Messe Bileşim Fuarçılık A.Ş.
348 Hannover Messe Bileşim Fuarçılık A.Ş.
349 Hannover Messe Sodeks Fuarçılık A.Ş.
350 Health & Beauty
351 Health & Beauty Marketing Swiss GmbH
352 Heinz Schoch
353 Hem & Villa HB
354 HHB Fuar Organizasyon Reklam Ltd. Şti
355 HINTE GmbH
356 HKF Fuarçılık A.Ş.
357 HP COMMUNICATION
358 HUNGEXPO
359 HUPO
360 Hyphen Projects B.V.
361 I Saloni Nautici Genova
362 IAAPA / Euro Attractions Show
363 IBC Office
364 IBS EVENT
365 IDEABIELLA
366 IDF Uluslararası Fuarçılık A.Ş.
367 IDI - SERVEI DE FIRES I CONGRESOS
368 IDICE SAS
369 IFEBA
370 IFEMA
371 İFO İstanbul Fuar Hizmetleri A.Ş.
372 iGamingBusiness SportBusiness Group Ltd.
373 İhlas Fuar Hizmetleri A.Ş.
374 İkon Fuarçılık Hizmetleri Ltd. Şti
375 IL TARİ' SCPA
376 İMİ Fuarçılık Hizmetleri Ltd.Şti.
377 İnarts Fuarçılık Org. Danışmanlık Tic. Ltd. Şti .
378 Industrial Promotions International
379 INFECAR / INSTITUCIÓN FERIAL DE CANARIAS
380 İno Uluslararası Fuar Tan. Org. A.Ş.
381 INFOPRO DIGITAL
382 INFOPROMOTIONS - GROUPE SOLUTIONS
383 Informa Exhibitions UK
384 INNOVA
385 INSTITUCION FERIAL VILLA DE TORRE PACHECO
386 Int. Vakbeurs voor het Meubel
387 INTERALIA, FERIAS PROFESIONALES Y CONGRESOS, S.A.
388 "Intergem Messe GmbH"
389 International Plovdiv Fair
390 INTERPROJECT SRL CATANIA
391 INTERSERVIS

392 ISF Fuarçılık Tic. Ltd. Şti.
393 ISST
394 İstanbul Eğitim Fuarları ve Tanıtım Ltd. Şti
395 İstanbul Fuarçılık A.Ş.
396 İstanbul Fuarçılık A.Ş.
397 İstanbul Restate Fuar Org. A.Ş.
398 ISTUR-CHT
399 ITE Moscow
400 ITE Siberia LLC
401 İZFAŞ İzmir Fuarçılık Hizmet. Kültür ve Sanat İşleri. Tic.A.Ş
402 İZFAŞ İzmir Fuarçılık Hizmet. Kültür ve Sanat İşleri. Tic.A.Ş
403 Jaarbeurs
404 JBC SARL
405 JEC SA
406 JNR Fuarçılık Ltd. Şti.
407 JOTAMAS EVENTOS
408 Juri piceni
409 Jyväskylä Fair Ltd
410 Jyväskylä Fair Ltd.
411 Kalite Fuarçılık Ltd. Şti
412 Karlsruhe Messe- und Kongress-GmbH
413 Kazanskaya Yarmarka JSC
414 Kempten Messe- & Veranstaltungsbetrieb Allgäuer Festwoche
415 Kielce Trade Fairs
416 Kiev International Contract Fair
417 Kinold Ausstellungsgesellschaft mbH
418 Klagenfurter messe Betriebsgesellschaft m.b.H.
419 Kobi Fuarçılık Tanıtım ve Organizasyon Ltd. Şti.
420 Koelnmesse GmbH
421 Kortrijk Xpo
422 KOUNY ORGANISATION
423 KrasnodarEXPO Ltd.
424 Küre Fuarçılık Ticaret Ltd. Şti.
425 L.E.O - LOIRE EVENEMENT ORGANISATION
426 LA ROCHELLE EVENEMENTS
427 LA VOIX L'ETUDIANT SA
428 Laborama
429 Lahti Fair Ltd.
430 Lambda Verlag GmbH
431 Landesmesse Stuttgart GmbH
432 LAST TOUR
433 LE CHEQUE DEJEUNER
434 LE CUIR A PARIS / PREMIERE VISION PLURIEL
435 LE MANS EVENEMENTS SEML
436 LE MONDIAL DU TATOUAGE
437 "Leipzig Messe GmbH"
438 Leipziger Messe International GmbH
439 Léman Events
440 LES AMIS DE LA TRACTION

LISTS OF USED CODES (3/3): List of organizers

441	LES EDITIONS SEBAN LESITEDUMARIAGE.COM
442	LES VAILLANTES PETARELLES DE L'OUEST (VPO)
443	liege expo
444	Life Media Fuarçılık A.Ş
445	LILLE GRAND PALAIS
446	Lineapelle S.p.A.
447	LINEAPELLE SPA
448	LIVE ! BY GL EVENTS (Membre de l'ANAé)
449	Live Business Media Group
450	LLOBREGAT LLUDIC
451	Llobregat Serveis Firals
452	LUCCA COMICS&GAMES
453	Lumen gestión gastronómica
454	Luxexpo
455	M.SEVENTY.S.R.L.
456	Mª Ángeles Burgos González
457	Mack Brooks Exhibitions Ltd
458	Mack Brooks Exhibitions LTD
459	Mack Brooks Fuarçılık A.Ş.
460	Madrid Golf S.L.
461	Malatya Belediyesi Fuarçılık Hizmet. Kültür ve Sanat Etkinlik. Tic. A.Ş.
462	MAREDIMODA SCARL
463	MariNatal GmbH
464	Marketing Centre "Expokhleb"
465	Marmara Tanıtım Fuarçılık Org. Rek. ve Tic. Ltd. Şti.
466	Marmaris Fuarçılık Org. Halkla İlişkiler Ltd. Şti.
467	MASH MEDIA
468	Mavi Uluslararası Fuarçılık Hizmetleri Tic. Ltd. Şti.
469	MBA Grup Uluslararası Fuarçılık Ltd. Şti
470	MCH Group *
471	MCT
472	Mediag Messe-Dienst AG
473	Medya Fors Fuarçılık A.Ş.
474	Mercan Fuarçılık Tan. Hiz. Ltd. Şti.
475	Mesago Messe Frankfurt GmbH
476	Mesago Messemanagement GmbH
477	Mesago PCIM GmbH
478	Messe Berlin GmbH
479	Messe Bozen
480	Messe Bozen
481	MESSE BREMEN WFB Wirtschaftsförderung Bremen GmbH
482	Messe Congress Graz Betriebsgesellschaft m.b.H
483	Messe Düsseldorf GmbH
484	Messe Erfurt GmbH
485	Messe Essen GmbH
486	Messe Frankfurt Exhibition GmbH
487	MESSE FRANKFURT FRANCE S.A.S
488	Messe Frankfurt İstanbul Uluslararası Fuarçılık Ltd. Şti.
489	Messe Frankfurt Italia Srl

490	Messe Husum & Congress GmbH & Co. KG
491	Messe München GmbH
492	Messe Offenbach GmbH
493	Messe Offenburg-Ortenau GmbH
494	Messe Ried GmbH
495	Messe Stuttgart Ares Fuarçılık Ltd. Şti
496	Messe- und Veranstaltungsgesellschaft Magdeburg GmbH (MVGM)
497	Messe Wächtersbach GmbH
498	Messe Wels GmbH & Co. KG
499	Messe Westfalenhallen Dortmund GmbH
500	Messezentrum Salzburg GmbH
501	Metal-Expo LLC
502	METALIA GESTION INTEGRAL, S.L
503	METZ EXPO EVENEMENTS
504	MICRONORA
505	MICROPOLIS - PARC DES EXPOSITIONS ET CONGRES DE BESANCON
506	MIDO SRL UNIPERSONALE
507	MIFUR
508	Mineralienmesse Zürich
509	MINT Fuarçılık ve Organizasyon A.Ş.
510	Mir-Expo EC LLC
511	MMI Eurasia Fuarçılık Ltd. Şti.
512	MOBILE WORLD CAPITAL BARCELONA
513	MOBILITY FOR BUSINESS
514	MODAMONT SAS
515	Modef Fuarçılık Ticaret Ltd. Şti
516	MONTPELLIER EVENTS
517	Mostra d'Oltremare SpA
518	MSK Fuarçılık Ltd. Şti.
519	MTP
520	MTP / Targi Lublin
521	MTS
522	MULHOUSE EXPO SAEML
523	MURATOR EXPO
524	MUSIC EVENTS UNIVERSAL
525	MVK - International Exhibition Company JSC
526	MyFair Events GmbH
527	NAP Fuarçılık Ltd. Şti
528	Naville SA
529	NBAA/European Business Aviation Association
530	NICEXPO
531	NIORT FOIRE-EXPOSITION
532	NIVEXPO - FOIRES ET SALONS NIVERNAIS MORVAN
533	Nizhegorodskaya Yarmarka All-Russia JSC
534	Nolia
535	NORMAND'EXPO - LE HAVRE
536	Novo Concepts
537	NürnbergMesse GmbH
538	OFFICE D'HOMOLOGATION DES GARANTIES DE PEINTURE INDUSTRIELLE -OHGPI

539	Olma Messen St. Gallen
540	Öncü Fuarçılık Tic. Ltd. Şti.
541	Onderneming & Kunst
542	ORGANISATION FHRA
543	ORGEXPO
544	Orion Fuarçılık ve Tanıtım Hizmetleri Ltd. Şti.
545	ORLEANS GESTION SEM
546	Ornaris AG
547	OUEST ARTS
548	Paaulownia Italia s.r.l.
549	PADOVAFIERE
550	PALACIO DE FERIAS Y CONGRESOS DE MÁLAGA
551	Palexpo
552	PAP EVENEMENTS SARL
553	PARC DES EXPOSITIONS AIREXPOS SAS
554	PARC DES EXPOSITIONS DU PERIGORD
555	PARC EXPO RENNES
556	Patika Tanıtım Fuar ve Sergi Org. Hizmet. Ltd. Şti.
557	PC MÉDIA
558	Piacenza ExpoS.p.A.
559	PICAFLOAR SARL
560	PITTI IMMAGINE S.R.L.
561	Platform Fuarçılık Hizmetleri Ltd. Şti.
562	Platform Uluslararası Fuarçılık A.Ş.
563	PME perspectives SA
564	Pomona Keepers, S.L.
565	Pozitif Fuarçılık A.Ş.
566	PREMIERE VISION SA - SALON INDIGO
567	PREMIERE VISION SA
568	PRIMEXPO Ltd
569	Private Label Manufacturers Association
570	PRO-ARTS INICIATIVAS ARTISTICAS SL
571	PROGOURMET S.A.
572	PROMOBIL GROUP SL
573	PROMOFIERE S.R.L.
574	PROPOSTE S.R.L.
575	Provada B.V.
576	Provedora a la Industria y Construcción
577	PUZZLE CENTRE
578	PV MANUFACTURING - PREMIERE VISION
579	QUICK FAIRS Srl
580	RAM Regio Ausstellungs GmbH
581	RAM RegioAusstellungs GmbH Erfurt
582	RC CONSULTING
583	REAL SOCIEDADAD CANINA DE MURCIA
584	Reed Exhibitions Deutschland GmbH
585	REED EXHIBITIONS ITALIA S.R.L.
586	Reed Exhibitions Ltd.
587	REED EXPOSITIONS FRANCE

LISTS OF USED CODES (3/3): List of organizers

588	Reed Messe Salzburg GmbH
589	Reed Messe Wien GmbH
590	REED MIDEM
591	REED TRAVEL EXHIBITIONS
592	Reed Tü yap Fuarçılık A.Ş.
593	REGIE GAYANT EXPO
594	Rem Fuar Sergi ve Panayır Tanıtım Ltd. Şti.
595	Rem Fuar Sergi ve Panayır Tanıtım Ltd.Şti.
596	Renkli Fuarçılık Ltd. Şti.
597	RESTEC Exhibition Company Ltd
598	RESTEC Exhibition Company Ltd; EF-International Ltd
599	RETRO Messen GmbH
600	Rimini Fiera S.p.A.
601	Riva del Garda Fierecongressi S.p.A.
602	RLP-Yarmarka Ltd
603	RLP-Yarmarka Ltd; Textilexpo JSC
604	RNTA Expo CJSC
605	ROMEXPO
606	Rönesans Fuarçılık ve Yayıncılık A.Ş.
607	Rostocker Messe- und Stadthallengesellschaft mbH
608	ROUEN EXPO EVENEMENTS
609	Russian Exhibition Company Expodesign Ltd
610	S.I.TE.X. S.P.A.
611	SAFI
612	SAFIM Marseille
613	SAINT BRIEUC EXPO CONGRES
614	SAINT ETIENNE PARC EXPO
615	SAN MIGUEL
616	SANA Srl
617	SARL HAMARNILS
618	SAVOIEXPO - CHAMBERY
619	SAWO
620	SCAR UNION
621	Schmid + Siegenthaler Consulting GmbH
622	SEAE (Société d'Encouragement à l'Agriculture et à l'Elevage)
623	SEATRADE GLOBAL
624	Sedef Fuar ve Kongre Hizmetleri San. ve Tic. A.Ş.
625	Sektörel Fuarçılık A.Ş.
626	SELECT BIOSCIENCES LTD
627	SENAF S.r.l.
628	Senexpo Uluslararası Fuarçılık A.Ş.
629	Serek Fuarçılık Tanıtım ve Org. Hizmet. Ltd.Şti.
630	Service- und Verlagsgesellschaft des Bayerischen Baugewerbes mbH
631	Shov Fuarçılık Ltd. Şti
632	SIAL (GROUPE COMEXPOSIUM)
633	SİNE Fuarçılık A.Ş.
634	Slow Food Promozione s.r.l.
635	SMAU SERVIZI SRL
636	SNS Fuarçılık Tan. Org. Rek. Yay. San. Tic. Ltd. Şti
637	SOCIETE DU SALON D'AUTOMNE

638	SOCIETE FRANCAISE DE COSMETOLOGIE
639	SOGECOS S.p.A.
640	SOGOFIF
641	SOMMET DE L'ELEVAGE SAS
642	SOUD – Sochi Exhibitions JSC
643	Soysal Fuarçılık Tan. Org. Ltd. Şti.
644	SPACE
645	SPAS ORGANISATION
646	Spielwarenmesse Middle East Fuarçılık Ltd.Şti.
647	SPORTAIR
648	Spring Messen
649	Start Fuarçılık ve Organizasyon Ltd. Şti.
650	Staufenbiel Institut GmbH
651	Stockholmsmässan
652	Stockholmsmässan,SVMF and MTAS
653	STRASBOURG EVENEMENTS
654	SUDVINBIO
655	Swiss'expo
656	SYNDICAT DES CONSTRUCTEURS DE VÉHICULES DE LOISIRS (UNIVDL)
657	Syndicat Romand des Antiquaires
658	Tampere Trade Fairs Ltd
659	Targi Lublin
660	Targi Torunskie
661	Targi w Krakowie
662	TAX FREE WORLD ASSOCIATION - TFWA
663	TC MEDIA
664	TECHNOTRANS
665	Teknik Fuarçılık ve Yayın. Reklam Danış. Tic. Ltd. Şti
666	TENDANCES
667	TERRALIES ASSOCIATION
668	Textilexpo JSC
669	Textirama
670	Tezulaş Fuar Danışmanlık Hizmetleri Ltd. Şti.
671	The Exhibition Centre of the CHSC "RUSSIA"
672	The Exhibition of Achievements of National Economy, OJSC (OJSC VDNH)
673	The Finnish Fair Corporation
674	The Finnish Housing Fair Co-operative organisation
675	The Swedish Exhibition & Congress Centre
676	TRANOI SA
677	Trio İstanbul Fuar Yapım A.Ş.
678	TROYES EXPO CUBE
679	TTG Italia S.p.A.
680	Turab Fuarçılık Reklam Organizasyon Hizmetleri A.Ş.
681	Tureks Uluslararası Fuarçılık Ltd. Şti.
682	Türk Diş Hekimleri Birliği Fuar ve Org. Ltd. Şti.
683	Turkel Fair Organization
684	Türkel Fuarçılık A.Ş.
685	Turku Fair Center Ltd
686	Turku Fair Center Ltd.
687	Tü yap Adana Fuarçılık A.Ş.

688	Tü yap Adana Fuarçılık A.Ş.
689	Tü yap Adana Fuarçılık A.Ş.
690	Tü yap Bursa Fuarçılık A.Ş.
691	Tü yap Endüstri Fuarçılık A.Ş.
692	Tü yap İhtisas Fuarları A.Ş.
693	Tü yap Konya Fuarçılık A.Ş.
694	Tü yap Tüm Fuarçılık Yapım A.Ş.
695	UBM CANON
696	UBM ICC Fuarçılık Ve Organizasyon Tic.A.Ş.
697	UBM İstanbul Fuarçılık Ve Gösteri Hizmetleri A.Ş.
698	UBM NTSR Fuar ve Gösteri Hizmetleri A.Ş.
699	UBM Rotaforte Uluslararası Fuarçılık A.Ş.
700	UBMI B.V.
701	UCIA EXPOS SAS - CHALONS-EN-CHAMPAGNE
702	UKIP Media and Events
703	Ulusal Fuarçılık Org.Tic.Ltd.Şti.
704	UP Société royale le cheval de trait ardennais
705	Uzino sàrl
706	Vakıf Fuarçılık Rek. Yay. Tanıtım Org. Tic. Ltd. Şti.
707	VAPEXPO
708	VENDITALIA SERVIZI S.R.L.
709	VERDUN EXPO MEUSE
710	Verein Deutscher Werkzeugmaschinenfabriken e.V. (VDW)
711	VERONAFIERE
712	VIGNERONS INDEPENDANTS DE FRANCE
713	VILLA ERBA S.P.A.
714	Voli Fuar Hizmetleri A.Ş.
715	V-Trade Exhibitions
716	Vystavysté České Budejovice
717	WAN-IFRA
718	WATERTEAM SL
719	Wex
720	Whisky Time & Spirit Imports
721	Wine Professional B.V.
722	WIR Messe Zürich AG
723	WIRTSCHAFTSGEMEINSCHAFTZoologischer Fachbetriebe GmbH
724	WNP Fachmessen GmbH
725	WPA
726	Xpo Conseil
727	Xpo Messe
728	Yağmur Fuarçılık Yayıncılık Tanıtım Hizmetleri Ltd. Şti.
729	Yem Fuarçılık A.Ş.
730	Yem Fuarçılık A.Ş.
731	Zagreba?i Holding d.o.o. - Podružnica Zagreba?i velesajam
732	ZIAD
733	ZT Fachmessen
734	ZTW
735	Zümrüt Fuarçılık Tan. Org. San. Ve Tic. Ltd. Şti.

CITIES WITH EVENTS IN 2014, BY COUNTRY

page n°

Austria	
Graz	40
Innsbruck	43
Klagenfurt	54
Ried	80
Salzburg	81
Wels	90
Wien	90
Belgium	
Antwerp	24
Brussels	31
Charleroi	34
Ghent	40
Kortrijk	56
Libramont	58
Liège	58
Marche-en-famenne	64
Namur	69
Bulgaria	
Plovdiv	77
Croatia	
Zagreb	91
Czech Republic	
Brno	30
Ceské Budejovice	34
Finland	
Helsinki	42
Jyväskylä	52
Kalajoki	52
Lahti	56
Oulu	72
Tampere	85
Turku	87
France	
Agen	21
Alençon	21
Amiens	21
Angers	22
Angoulême	22
Auxerre	24
Avignon	24
Belfort	27
Besançon	27
Béziers	27
Biarritz	28
Bordeaux	29
Bourg-en-Bresse	30
Bourges	30
Brest	30
Caen	33

Cannes	33
Castres	33
Cergy-Pontoise	33
Chalons-en-Champagne	34
Chalon-sur-Saône	34
Chambéry	34
Chartres	34
Chateaubriant	34
Chatelleraut	34
Chaumont	35
Cherbourg	35
Clermont-Ferrand	35
Colmar	35
Deauville	35
Dijon	36
Douai	36
Grenoble	40
La Roche sur yon	56
La Rochelle	56
L'Aigle	57
Le Havre	57
Le Mans	57
Lille	58
Limoges	59
Lisieux	59
Lorient	60
Lyon	60
Macon	61
Mantes-la-jolie	64
Marcq en baroeul	64
Marseille	64
Metz	65
Montluçon	67
Montpellier	67
Mulhouse	69
Nancy	69
Nantes	69
Nevers	70
Nice	70
Nîmes	70
Niort	70
Orléans	72
Paris	73
Pau	77
Perigueux	77
Perpignan	77
Poitiers	77
Quimper	80
Reims	80
Rennes	80
Roanne	80
Romans	81
Rouen	81

Saint-Brieuc	81
Saint-Etienne	81
Saint-Malo	81
Saumur	82
Strasbourg	83
Tarbes	85
Toulouse	86
Tours	86
Troyes	87
Vannes	89
Verdun	89
Vertou	90
Voujeaucourt	90
Germany	
Augsburg	24
Bad Salzufen	24
Berlin	27
Bernburg	27
Bremen	30
Chemnitz	35
Dortmund	36
Düsseldorf	36
Erfurt	37
Essen	38
Feuchtwangen	38
Frankfurt/Main	38
Lyon	41
Hannover	41
Hof	42
Husum	43
Idar-Oberstein	43
Karlsruhe	52
Kempten	53
Köln	55
Leipzig	57
Nancy	57
Magdeburg	63
Mainz	63
München	69
Nürnberg	71
Offenbach	72
Offenburg	72
Passau	77
Rostock	81
Stuttgart	83
Wächtersbach	90
Hungary	
Budapest	31
Debrecen	35
Italy	
Alba	21
Arezzo	24
Ariano Irpino	24

Bari	26
Bologna	28
Bolzano	29
Cagliari	33
Capua	33
Carrara Marina	33
Catania	33
Cernobbio	34
Cesena	34
Cremona	35
Verdun	38
Foggia	38
Genova	40
Lucca	60
Marcianise	64
Milano	65
Modena	67
Napoli	70
Oulx	72
Padova	73
Parma	77
Piacenza	77
Pordenone	78
Rimini	80
Riva del garda	80
Roma	81
Torino	85
Verona	90
Vicenza	90
Luxembourg	
Luxembourg	60
Montenegro	
Budva	32
Poland	
Bielsko Biala	28
Bydgoszcz	33
Gdansk	39
Gdynia	39
Katowice	52
Kielce	53
Krakow	56
Lódz	59
Lublin	60
Ostroda	72
Poznan	78
Szczecin	85
Torun	86
Warszawa	90
Wilkowice	91
Wroclaw	91





Portugal	
Lisbon	59
Porto	78
Romania	
Arad	24
Bucharest	31
Russia	
Ekaterinburg	37
Kazan	52
Krasnodar	56
Moscow	67
Nizhny Novgorod	71
Novosibirsk	71
Rostov-on-Don	81
Samara	82
Sochi	82
St.Petersburg	82
Ufa	87
Slovenia	
Ljubljana	59
Spain	
Badajoz	24
Barcelona	25
Bilbao	28
Gijón	40
Las Palmas de Gran Canaria	57
Madrid	61
Malaga	63
Mollerussa	67
Ourense	72
Palma de Mallorca	73
Silleda	82
Torre Pacheco	86
Valencia	88
Valladolid	89
Zaragoza	91
Sweden	
Gothenburg	40
Jönköping	51
Piteå	77
Stockholm	82
Umeå	83
Switzerland	
Basel	26
Geneva	39
Lausanne	57
Zurich	91
The Netherlands	
Amsterdam	21
Den Bosch	36

Rosmalen	81
Rotterdam	81
s' Hertogenbosch	81
Utrecht	87
Turkey	
Adana	21
Afyonkarahisar	21
Aksaray	21
Ankara	22
Antalya	23
Aydın	24
Balıkesir	25
Burdur	32
Bursa	32
Çanakkale	33
Çorum	35
Denizli	36
Diyarbakır	36
Edirne	37
Erzurum	37
Eskişehir	37
Gaziantep	39
Giresun	40
Isparta	43
İstanbul	43
İzmir	50
İzmit	51
Kahramanmaraş	52
Kastamonu	52
Kayseri	52
Kırklareli	54
Kırşehir	54
Konya	55
Kütahya	56
Malatya	64
Manisa	64
Mardin	64
Mersin	64
Muğla	68
Niğde	70
Samsun	82
Şanlıurfa	82
Sivas	82
Tekirdağ	85
Tokat	85
Trabzon	86
Van	89
Yozgat	91
Ukraine	
Kiev	54
Lviv	60

2014 EVENTS BY CITY

Interval Year	Opening date	Closing date	Space						Exhibitors						Visitors				Organizer	Auditor	Industrysector
			Rented Space (sq.m)						Exhibitors with their own stands			Represented firms			Admission for Trade/Public						
			Total	Halls		Open air		from ... countries	Total	Foreign	Total	Foreign	Total	Foreign	Total	Foreign					
				Total	Foreign	Total	Foreign														
Adana (TR)																					
Adana 8th Agriculture Fair 2014	1	19/11	23/11	14 116	14 116	0				157	0		10	T/P	144 560	145	688	19	1		
Adana 8th Construction 2014	1	13/2	16/2	5 908	5 908	0				100	0		4	T/P	27 352	65	688	19	19		
Adana 8th Furniture-Decoration Fair 2014	1	24/9	28/9	7 256	7 256	0				54	0		1	T/P	44 358	168	687	19	18		
Adana 8th Greenhouse-Garden Fair 2014	1	19/11	23/11	2 745	2 745	0				71	0		7	T/P	144 560	145	688	19	1		
Adana 8th Packaging Fair 2014	1	30/4	3/5	659	659	0				22	0		2	T/P	27 741	135	688	19	11		
Adana Urban 2014 Adana 6th Municipality Necesseties, Urban Furnishings, Landsacaping And Sport Facilities Fair	1	13/2	16/2	847	847	0				23	0		0	T/P	27 352	65	689	19	10		
Advertising Fair 4th Outdoor Advertising, Promotion and Advertising Equipment Fair	1	30/4	3/5	250	250	0				21	0		0	T/P	27 741	135	688	19	4		
Çukurova 7th Book Fair	1	14/1	19/1	3 737	3 737	0				166	0		0	T/P	211 000	0	687	19	3		
Çukurova FOOD-FOOD TECH FAIR 2014 (8th)	1	30/4	3/5	5 444	5 444	0				81	0		1	T/P	27 741	135	688	19	2		
IHS 2014 Adana 7th Heating, Cooling, Air Conditioning, Natural Gas Technology, Installation and Insulation Fair	1	13/2	16/2	868	868	0				23	0		0	T/P	27 352	65	688	19	5		
Afyonkarahisar (TR)																					
Afyonkarahisar Agriculture, stockbreeding and agro technology fair	1	17/4	20/4	8 678	8 678	0				143	0		18	T/P	40 000	1 200	44	19	1		
Mines, Marble, Stone, Machinery and Technology Fair Supplies	1	8/5	11/5	3 013	3 013	0				49	0		0	T/P	527	0	50	19	19		
Agen (F)																					
FOIRE EXPOSITION D'AGEN	1	11/09	21/09	14 025	6 265	18	7 760	0	2	179	2			P	25 545	0	16	10	27		
JOURNEES BIEN ETRE	1	14/11	17/11	852	852	27	0	0	2	107	2			P	6 290	0	16	10	14		
PRINTEMPS DE LA MAISON	1	14/03	16/03	2 004	2 004	33	0	0	2	116	2			P	6 824	0	16	10	13		
Aksaray (TR)																					
Aksaray Agriculture, Stock Breeding and Agro Technology Fair	1	3/4	5/4	6 255	6 255	0				94	0		0	T/P	18 156	0	44	19	1		
Alba (I)																					
Fiera del Tartufo Bianco d'Alba	1	11/10	16/11	1 500	0	0	1 500	0	1	100	0	0	0	T/P	105 828	36 254	146	6	2		
Alençon (F)																					
ORNEXPO	1	19/02	24/02	7 407	7 407	26	0	0		193	2			P	21 488	0	435	9	27		
Amiens (F)																					
AMENAGO	1	10/10	12/10	681	681	0	0	0	0	47	0			P	3 340	0	319	10	13		
SALONS CE AMIENS	1	25/09	25/09	211	211	10	0	0		41	2			T	288	0	142	10	4		
Amsterdam (NL)																					
Apex	3	24/6	26/6	5 000	5 000					95				T	4 400		378		19		
BCF Career Event	1	14/5	14/5	495	495					75	8			P	1 930		360		8		
Building Holland	1	6/5	8/5	1 526	1 526	64				78	2			T	3 089		32		5		
Ethnic Food Europe	1	13/1	16/1	859	859	241			12	42	14			T	848	204	32		2		
Euro Attractions Show	1	23/9	25/9	11 295	11 295					446				T	10 750		362		3		
FietsVak	1	1/3	4/3	5 194	5 194	1 246			13	105	34			T	4 200	138	32		3		
Gault Millau / Fine Food Professional		2/11	3/11	160	160					52				T	1 400		305		2		
Green Tech	2	10/6	12/6	9 654	9 654	2 776			24	298	134			T	6 028	2 484	32		1		
Health Ingredients Europe	1	2/12	4/12	8 382	8 382					425				T	8 807		700		22		
Helitech International	1	14/10	16/10	4 029	4 029					178				T	4 500		586		20		

2014 EVENTS BY CITY

	Interval Year	Opening date	Closing date	Space				Exhibitors				Visitors				Organizer	Auditor	Industry sector	
				Rented Space (sq.m)				Exhibitors with their own stands		Represented firms		Admission for Trade/Public							
				Total	Halls	Open air		from ... countries	Total	Foreign	Total	Foreign	Total	Foreign	Total				
	Total	Foreign	Total	Foreign															
Amsterdam (NL)																			
	1	5/3	9/3	13 038	13 038	402			9	321	21			P	37 054		32		26
	1	13/1	16/1	36 233	36 233	17 435			8	528	74			T	57 562	652	32		2
	1	15/2	23/2	15 810	15 810	673			8	375	18			P	218 221		32		27
	1	12/9	16/9	50 000	50 000					1 794				T	55 092		363		21
	1	25/6	26/6	7 500	7 500				17	110		110		T	3 987		372		21
	2	24/6	26/6	2 500	2 500					92				T	1 035		378		19
	2	25/3	28/3	28 442	28 442	23 609			44	760	657			T	17 742	12 548	32	8	26
	2	6/5	9/5	29 478	29 478	27 358			42	696	638			T	20 069	14 109	32	8	19
	1	4/6	9/6	5 230	5 230					65				P	15 000		541		3
	1	18/11	20/11	23 082	23 082	19 561			47	1 165	1 021			T	21 086	8 620	32		26
	1	19/2	23/2	6 045	6 045	157			3	179	6			P	incl. in Huishoudbeurs		32		27
	2	26/11	27/11	1 104	1 104	0	0	0	6	92	22	106	22	T	1 648	148	191		11
	2x1	25/1	25/1	262	262					85				P	1 171		33		3
	2x1	26/9	27/9	262	262					100				P	771		33		3
	1	20/5	21/5	35 793	35 793	31 446	0	0	61	2 266	2 056	0	0	T	11 017	8 417	569		2,13,14,27
	1	3/6	5/6	12 500	12 500					242	3			T	20 386		575		15
	1	18/11	20/11	3 307	3 307	2 212			22	198	132			T	incl. in METS		32		26
	1	13/1	15/1	663	663					100				T	10 000		721		2
	1	24/11	26/11	3 000	3 000					220				T	3 200		564		2
	1	13/10	15/10	7 898	7 898					209				T	7 000		717		11
Angers (F)																			
	1	26/04	01/05	19 233	7 965	54	11 268	0	3	359	5			P	54 941	0	38	10	27
	1	14/01	16/01	13 640	13 640	880	0	0	9	542	54			T	19 550	0	38	10	1
	1	18/02	20/02	11 851	11 851	3 416	0	0	11	545	165			T	14 922	669	103	10	1
	1	23/01	27/01	13 051	13 051	0	0	0	11	2	0			P	1 411	0	8	9	26
	1	03/02	05/02	4 806	4 806	18	0	0	2	487	2			T	8 712	0	38	10	2
	1	22/11	24/11	1 353	1 353	0	0	0	0	115	0			P	11 907	0	320	10	2
Angoulême (F)																			
	1	20/11	21/11	260	260	0	0	0	0	13	0			P	431	0	117	10	22
Ankara (TR)																			
	1	23/10	26/10	4 681	4 681	74				155	5		37	T/P	28 312	345	730	19	5
	1	22/1	26/1	2 658	2 658	0				50	0		0	T/P	5 261	0	495	19	25
	1	4/7	23/7	606	606	0				60	0		0	T/P			706	19	3
	1	6/3	9/3	5 720	5 720	0				154	0		45	T/P	12 716	305	165	19	5
	1	25/9	28/9	12 500	12 500	0				69	0		9	T/P	2 900	510	380	19	10
	1	18/9	21/9	19 000	19 000	0				120	0		11	T/P	44 000	890	380	19	1
	1	4/3	4/3	1 151	1 151	965				68	57		3	T/P	3 176	7	23	19	8
	1	21/10	21/10	1 151	1 151	828				57	41		2	T/P	3 142	5	23	19	8
	1	2/4	6/4	7 371	7 371	0				59	0		0	T/P	10 687	105	325	19	12
	1	9/1	12/1	1 000	1 000	0				22	0		0	T/P	33 150	0	250	19	8
	1	18/9	21/9	3 000	3 000	0				60	0		30	T/P	9 750	292	2	19	19

2014 EVENTS BY CITY

Interval Year	Opening date	Closing date	Space						Exhibitors						Visitors				Organizer	Auditor	Industrysector
			Rented Space (sq.m)						Exhibitors with their own stands			Represented firms			Admission for Trade/Public						
			Total	Halls		Open air		from ... countries	Total	Foreign	Total	Foreign	Total	Foreign	Total	Foreign					
				Total	Foreign	Total	Foreign														
Ankara (TR)																					
Beauty And Care 2014	1	13/11	16/11	3 234	3 234	15				49	1		27	T/P	4 746	134	274	19	14		
Book Fair	1	3/1	12/1	3 000	3 000	0				125	0		0	T/P	102 300	0	250	19	3		
CITEX 2014	1	6/11	9/11	1 343	1 343	0				41	0		0	T/P	3 483	34	325	19	12		
Concrete Ankara 2014	1	17/4	19/4	4 827	4 827	0				51	0		21	T/P	8 300	500	411	19	19		
Education, Education Materials and Technology Fair	1	16/10	16/10	1 000	1 000	800				21	16		1	T/P	450	10	392	19	8		
Education, Education Materials and Technology Fair	1	6/11	6/11	1 000	1 000	850				28	21		4	T/P	250	2	392	19	8		
Edufairs Turkey	1	22/4	22/4	1 000	1 000	800				40	28		2	T/P	380	0	197	19	8		
EIF 2014 - 3th Energy Fair	1	24/11	25/11	3 600	3 600	361				116	8		10	T/P	5 500	500	179	19	9		
Eurasia Security and Traffic Fair	1	21/5	23/5	1 125	1 125	0				42	0		7	T/P	7 000	180	257	19	7		
IDME-	1	27/11	29/11	1 150	1 150	172				26	5		5	T/P	3 928	1 182	677	19	7		
IEFT Education Fairs Of Turkey	1	11/3	11/3	600	600	564				95	90		0	T/P	2 500	0	394	19	8		
IEFT Education Fairs Of Turkey	1	5/11	5/11	600	600	564				90	85		0	T/P	2 550	0	394	19	8		
Real Estate Fair	1	9/10	12/10	2 000	2 000	0				40	0		0	T/P	5 000	0	594	19	15		
Antalya (TR)																					
14th Higher Education Advertising Days and Education Exhibition	1	3/4	5/4	1 028	1 028	80				58	5		0	T/P	42 300	0	18	19	8		
18th Expo Silver Antalya 2014 Gold, Silver, Jewellery & Watch Fair	1	10/4	14/4	1 150	1 150	0				55	0		0	T/P	1 380	0	629	19	24		
22nd International Yapex -Building Materials, Construction Technology, Building Renovation and Restoration	1	13/11	16/11	8 214	8 214	44				228	3		49	T/P	31 622	482	24	19	5		
2nd Frutech Fruit Growing and Technology Fair	1	23/10	25/10	1 220	1 220	24				51	1		2	T/P	3 750	150	518	19	1		
3rd Tomato Growing and Technology Fair	1	20/11	22/11	2 400	2 400	15				57	1		14	T/P	8 100	200	518	19	1		
5th Dossidossi Fashion Show Fair	1	8/1	13/1	4 700	4 700	0				200	0		0	T/P	5 000	4 500	180	19	25		
6th International Dossodossi Fashion Show Fair	1	5/6	11/6	4 700	4 700	0				200	0		0	T/P	5 000	4 500	180	19	25		
Alanya Auto Show 2014	1	16/10	19/10	1 460	1 460	0				24	0		0	T/P	8 625	0	15	19	16		
ALODIF 2014 (2nd Fair of hotel,restaurant equipment, indoor and outdoor products, materials, construction and decoration)	1	6/3	9/3	1 686	1 686	0				54	0		0	T/P	3 350	0	15	19	2		
Anfaş Bevex-Trade Exhibition for Beverage	1	19/2	22/2	1 517	1 517	57				47	4		6	T/P	28 700	861	37	19	2		
Anfaş Food Product - 21st International Trade Exhibition For Food	1	19/2	22/2	11 748	11 748	102				219	4		21	T/P	47 400	1 216	37	19	2		
Anfaş Hotel Equipment - 25th International Hospitality Industry Equipments Exhibition	1	22/1	25/1	13 854	13 854	104				251	3		31	T/P	32 788	853	37	19	2		
Growtech Eurasia 2014 14th International Greenhouse, Agricultural Equipment and Technologies Fair	1	3/12	6/12	22 557	22 557	2 105				459	128		140	T/P	38 478	2 293	698	19	1		
Hasyurt Agriculture Fair	1	7/5	10/5	9 000	9 000	0				60	0		1	T/P	15 000	100	80	19	1		
Konyaaltı Book Fair	1	19/9	28/9	2 700	2 700	0				55	0		0	T/P	138 000	0	527	19	3		
Pre-Wedding - Wedding Preparation Fair	1	13/2	16/2	1 600	1 600	0				62	0		0	T/P	16 500	0	172	19	25		
Resef Renewable Energy Systems and Energy Efficiency Exhibition	1	30/10	2/11	931	931	43				62	2		8	T/P	2 137	55	18	19	9		
Turkcell Delegates Summit, Technology Fair	1	8/2	14/2	475	475	0				24	0		0	T/P	9 860	0	279	19	4		
Yörex Regional Products Exhibition	1	22/10	26/10	4 870	4 870	90				116	1		0	T/P	114 180	0	37	19	2		

2014 EVENTS BY CITY

	Interval Year	Opening date	Closing date	Space						Exhibitors						Visitors			Organizer	Auditor	Industry sector	
				Rented Space (sq.m)						Exhibitors with their own stands			Represented firms			Admission for Trade/Public	Total					
				Total	Halls		Open air		from ... countries	Total	Foreign	Total	Foreign	Total	Foreign							
					Total	Foreign	Total	Foreign														
Antwerp (BE)																						
Hout & Habitat	1	20/11	23/11	8 652	8 652				3	76	2			P	14 174	0	46			5		
bouw&reno	1	10/1	19/1	16 548	16 548				4	249	9			P	35 872	0	46			5		
Maintenance	1	26/3	27/3	8 400	8 400	775	0	0	6	181	43	12	6	T	4 339	824	46			19		
Pumps & Valves	2	26/3	27/3	8 000	8 000	644	0	0	7	162	34	15	3	T	5 091	1 069	46			19		
Arad (RO)																						
AGROMALIM	1	11/9	14/9	14 151	1 386	281	12 765	824	7	237	38			T/P	8 577		232	5		1		
AR-MEDICA	1	6/11	8/11	1 129	1 129	45	0	0	4	89	4			T	3 837		232	5		22		
Arezzo (I)																						
ORO AREZZO	1	9/5	12/5	5 127	5 127	220	0	0	13	384	15	0	0	T	4 406	854	43	6		24		
Ariano Irpino (I)																						
GREEN BUSINESS	1	5/9	7/9	2 080	2 080	0	0	0	0	50	0	60	5	T/P	5 827	155	278	6		10		
MAC LEGNO SUD	1	21/3	23/3	2 080	2 080	0	0	0	0	40	0	60	10	T/P	4 530	102	278	6		24		
Augsburg (D)																						
GrindTec	2	19/3	22/3	19 133	19 133	5 680			29	520	207			T	15 159		13	11		19		
Auxerre (F)																						
FOIRE EXPOSITION	1	17/09	21/09	8 065	1 974	36	6 091	0	3	136	3			P	22 725	0	73	10		27		
VINS DE FRANCE	1	14/03	16/03	674	674	6	0	0		76	1			P	4 255	0	116	9		2		
Avignon (F)																						
ANIMO ET NATURE	1	22/11	23/11	1 489	1 489	0	0	0	0	32	0			P	17 233	0	75	9		3		
AVIGNON MOTOR FESTIVAL	1	21/03	23/03	13 330	13 330	205	0	0		321	6			P	31 302	0	75	9		16		
CHEVAL PASSION	1	15/01	19/01	8 831	8 831	685	0	0		261	26			P	65 367	0	75	9		3		
FOIREXPO	1	30/04	04/05	15 522	15 522	27	0	0		192	3			P	29 521	0	75	10		27		
SALONS CE CONTACT AVIGNON	1	18/03	18/03	260	260	0	0	0	0	53	0			T	269	0	142	10		4		
SEPEM INDUSTRIES SUD EST	1	28/01	30/01	3 555	3 555	124	0	0		269	11			T	3 093	51	224	9		19		
Aydin (TR)																						
Aydin Agricultural, Food and Livestock Fair	1	6/11	9/11	14 720	14 720	0				302	0		46	T/P	145 000	0	419	19		1		
Turkish Dental Associatin Expodental 2014	1	29/5	31/5	4 000	4 000	128				78	3		0	T/P	2 500	48	682	19		22		
Bad Salzflun (D)																						
FMB - The Supplier Show for Mechanical Engineering	1	5/11	7/11	7 850	7 850	560			8	470	41	17	3	T	6 029	301	130	11		19		
ZOW - Intern. fair for suppliers to the furniture and design industries	1	10/2	13/2	12 177	12 177	5 116			33	475	203	6	2	T	11 768	3 906	130	11		12		
Badajoz (E)																						
VI Feria del Caballo y del Toro. ECUEXTRE	1	19/6	22/6	5 330	1 300	386	0	0	2	53	11	2	2	P			369	13		3		
VII Feria de la Belleza	1	22/2	24/2	1 700	1 031	139	0	0	2	41	5	0	0	P			369	13		14		
XVI Feria de Mayores de Extremadura	1	6/2	9/2	4 028	957	72	0	0	2	35	3	0	0	P			369	13		3		
XXI Feria del Mueble y la Decoración. HOGAR	1	3/4	6/4	3 905	1 875	423	0	0	2	41	7	0	0	P			369	13		12		
XXIV Feria de la Caza, Pesca y Naturaleza Ibérica. FECIEX	1	18/9	21/9	5 520	2 791	285	400	0	3	77	15	0	0	P			369	13		3		
XXIV Feria de la Infancia y la Juventud. IBEROCIO	1	26/12	30/12	4 011	84	12	0	0	2	7	1	0	0	P			369	13		3		
XXV Feria Hispano Portuguesa. FEHISPOR	1	27/11	30/11	3 701	2 993	1 444	0	0	2	100	37	19	19	P			369	13		27		

2014 EVENTS BY CITY

	Interval Year	Opening date	Closing date	Space				Exhibitors						Visitors				Organizer	Auditor	Industry sector	
				Rented Space (sq.m)				Exhibitors with their own stands			Represented firms			Admission for Trade/Public							
				Total	Halls		Open air		from ... countries	Total	Foreign	Total	Foreign	Total	Foreign	Total	Foreign				
					Total	Foreign	Total	Foreign													
Balikesir (TR)																					
	1	10/4	13/4	11 328	11 328	0				98	0		0	T/P	58 000	0	596	19	1		
	1	27/2	2/3	18 000	18 000	0				200	0		0	T/P	80 000	0	70	19	1		
Barcelona (E)																					
	1	24/2	27/2	4 886	4 886			0		200				T	2 300	920	512		21		
ufi	2	31/3	3/4	56 786	56 786	8 347	0	0	48	1 154	257	0	0	T	81 036	9 905	282	13	2		
	1	4/12	8/12	5 500	5 500		0	0		300	10			P	25 000		572		16		
	1	16/10	18/10	1 070	1 070	423	0	0		79	38			T	2 725	728	54		1		
	1	29/10	2/11	18 400	18 400		0	0		265	95			T/P	26 000	2 600	156		15		
	1	3/10	5/10	6 540	6 540		0	0		180	9			P	15 000		570		3		
	1	6/5	9/5	5 933	5 933	2 280	0	0	15	102	40	0	0	T	3 323	1 426	282	13	25	cf. note	
	1	9/5	11/5											T			282	13	25	cf. note	
	1	10/5	11/5	3 820	3 820	0	0	0		84	0			P	32 500		263		22		
ufi	1	4/6	5/6	1 486	1 486	36	0	0	3	91	2	0	0	T	9 381	191	282	13	4		
	1	4/10	12/10	20 096	20 096	670	0	0	4	97	7	0	0	P			282	13	3		
		13/11	16/11	500	500		0	0						T	750	300	19		8		
	1	10/10	10/10	500	500	0	0	0						P	1 300		299		8		
	1	8/3	10/3	3 500	3 500		0	0		204	78			T	85 500	13 100	311		14		
	2x1	21/5	22/5	8 680	8 680		0	0		100	85			T	4 479	3 135	567		25		
	2x1	19/11	20/11	9 432	9 432	8 900	0	0		98	88			T	3 905	2 733	567		25		
	1	18/11	20/11	13 312	13 312	11 923	0	0		309	242	3 009	2 416	T	17 481	7 062	591		4		
		14/5	15/5	5 430	5 430		0	0		34	31			T	405	365	626		22		
	3	30/9	3/10	9 898	9 898	2 130	0	0	12	196	58			T	6 895	641	282	13	17		
	1	12/3	13/3	1 748	1 748	226	0	0		102	17			T	14 827	1 286	718		21		
		30/8	3/9	10 369	10 369		0	0		210	200			T	24 622	23 415	221		22		
ufi	3	30/9	3/10	1 357	1 357	196	0	0	5	43	9	0	0	T	1 463	171	282	13	17		
		10/3	13/3	18 230	18 230	18 230	0	0		102	92			T	8 000	5 200	229		9		
ufi	2x1	26/9	29/9	4 477	4 477	125	0	0	7	125	9	0	0	T	6 406	159	282	13	13		
ufi	2x1	17/1	20/1	2 973	2 973	119	0	0	7	104	8	0	0	T	4 784	63	282	13	13		
	1	14/11	16/11	458	458	164	0	0	17	111	47	0	0	T/P			282	13	3		
ufi	3	30/9	3/10	16 635	16 635	1 963	0	0	15	386	60	0	0	T	20 743	1 710	282	13	17		
	1	27/12	4/1	9 427	9 427	24	0	0	2	65	1	0	0	P			282	13	3		
	2	20/10	23/10	6 230	6 230		0	0		200	10			T			295		2		
	1	14/3	15/3	774	774	24	0	0	4	43	3	0	0	P			282	13	8		
	1	25/4	27/4	1 427	1 427	104	0	0	3	161	10	0	0	P			282	13	3		
ufi	2	20/10	23/10	20 181	20 181	3 198	0	0	21	393	95	0	0	T	25 836	2 261	282	13	2		
	1	1/10	3/10	2 300	2 300		0	0		450	90			T/P	10 000	1 500	157		8		
	2	21/5	22/5	68	68	0	0	0	1	6	0	0	0	T	1 042	95	282	13	22		

2014 EVENTS BY CITY

	Interval Year	Opening date	Closing date	Space						Exhibitors						Visitors				Organizer	Auditor	Industrysector	
				Rented Space (sq.m)						Exhibitors with their own stands			Represented firms			Admission for Trade/Public							
				Total	Halls		Open air		from ... countries	Total	Foreign	Total	Foreign	Total	Foreign	Admission for Trade/Public	Total	Foreign					
					Total	Foreign	Total	Foreign															
Barcelona (E)																							
	1	24/2	27/2	97 988	97 988	90 160	0	0		1 800	1 651			T	85 916	63 735	339		21				
	1	28/11	8/12	17 589	17 589	0	0	0	1	38	0	0	0	P	673	3	282	13	16				
	1	9/10	11/10	2 000	2 000	0	0	0		130				P			663		25				
		25/3	27/3	4 279	4 279	3 840	0	0		213	190			T	1 771	1 194	702		20				
	1	12/3	16/3	7 424	7 424	232	0	0	9	212	19	0	0	P			282	13	8				
	1	30/10	2/11	2 669	2 669	288	0	0		155	12			P	100 000	4 000	272		3				
	1	3/6	5/6	18 982			0	0		269	57	281	126	T	30 000	10 500	156		26				
	1	15/5	18/5	2 220	2 220	180	0	0		140	11			P	90 000	3 000	272		3				
	1	15/10	19/10	17 720	0	0	17 720	3 423	13	338	69	0	0	T/P	27 826	0	282	13	3				
	2	22/9	24/9	6 680	6 680		0	0		165	140			T	6 000	5 400	176		2				
		16/9	18/9	6 500	6 500		0	0		180	171			T	3 000	2 700	623		26				
	1	4/3	6/3	5 064	5 064	548	0	0	16	213	30	0	0	P	10 588	15	282	13	6				
	1	18/11	20/11	5 762	5 762	2 304	0	0	22	109	47	0	0	T	12 741	4 749	282	13	22				
	1	2/10	5/10	983	983		0	0		60	5			T/P	18 000	1 000	174		3				
		27/12	4/1	182	182	0	0	0	1	4	0	0	0	P			282	13	3				
Note: statistics of BCN BRIDAL WEEK-SALÓN NOVIAESPAÑA are included in BCN BRIDAL WEEK-PASARELA GAUDÍ NOVIAS																							
Bari (I)																							
	1	13/9	21/9	62 899	41 123	2 352	21 776	0	0	518	83	128	70	T/P	278 831	0	186	12	27				
Basel (CH)																							
	1	19/6	22/6	24 150	24 150		0	0		285	258			T/P	92 000	37 200	470		3				
	1	25/9	28/9	9 560	9 560		0	0		151				T/P	25 000		78		16				
	1	27/3	3/4	118 000	118 000		0	0		1 460	1 078			T/P	118 000	85 400	470		24				
	2	23/10	25/10	4 500	4 500		0	0		100				T/P	30 000		312		8				
	1	30/10	2/11	920	920		0	0		60	3			T/P	14 069	1 125	470		2				
	1	14/2	16/2	2 476	2 476		0	0		114				T/P	30 000		252		3				
	1	25/10	2/11	5 049	5 049		0	0		157	37			T/P	70 000	3 500	470		27				
	1	25/10	2/11	1 430	1 430		0	0		130	2			T/P	27 200	1 900	470		2				
	1	9/5	11/5	1 200	1 200		0	0		125				T/P	11 000		94		12				
	1	14/2	17/2	629	629		0	0		34	9			T/P	17 500	875	470		3				
	1	16/6	22/6	7 699	7 699		0	0		56	46			T/P	26 600	10 000	470		3				
	2	29/10	31/10	5 954	5 954		0	0		169	31			T/P	incl. in Worlddidac		470		8				
	1	8/2	9/2	2 000	2 000		0	0		49				T/P	3 500		463		3				
	1	14/2	23/2	26 500	26 500		0	0		622	113			T/P	163 642	13 000	470		27				
	2	9/9	12/9	8 552	8 552		0	0		210	42			T/P	4 894	350	470		11				
	2	18/11	21/11	18 660	18 660		0	0		326	43			T/P	29 352	3 815	470		19				
	1	8/11	9/11	5 000	5 000		0	0		150				T/P	3 500		352		3				
	2	21/1	25/1	64 560	64 560		0	0		1 153	219			T/P	104 156	9 374	470		5				
	2	18/11	21/11	10 600	10 600		0	0		554	166			T/P	23 532	2 353	470		19				
	2	29/10	31/10	3 551	3 551		0	0		219	215			T/P	17 085	3 500	470		8				

2014 EVENTS BY CITY

	Interval Year	Opening date	Closing date	Space					Exhibitors					Visitors				Organizer	Auditor	Industrysector
				Rented Space (sq.m)					Exhibitors with their own stands			Represented firms		Admission for Trade/Public	Total					
				Total	Halls		Open air		from ... countries	Total	Foreign	Total	Foreign		Total	Foreign				
					Total	Foreign	Total	Foreign									Total			
Belfort (F)																				
	HABITAT	1	28/03	30/03	1 341	1 341	9	0	0		91	1			P	2 721	0	553	9	13
Berlin (D)																				
	bautec - Intern. Trade Fair for Building and Construction Technology	2	18/2	22/2	16 431	16 365	1 138	66		20	486	61			T	32 369	3 463	478	11	5
	Bazaar Berlin - Retail show for handicrafts, design and natural products from around the world	1	12/11	16/11	6 363	6 363	3 227	0		58	554	303			P	35 938	1 006	478	11	27
	belektro - Trade fair for Electrical Engineering, Electronics and Lighting	2	15/10	17/10	8 997	8 997	321	0		11	261	16			T	10 863	109	478	11	18
	FRUIT LOGISTICA - Intern. trade fair for fruit and vegetable marketing	1	5/2	7/2	61 673	61 673	52 999	0		84	2 630	2 366			T	64 881	53 397	478	11	2
	InnoTrans - Intern. Trade Fair for Transport Technology	2	23/9	26/9	103 409	94 310	54 816	9 099	3 137	55	2 761	1 669			T	138 872	74 991	478	11	26
	INTERGEO - Conference and Trade Fair for Geodesy, Geoinformation and Land Management	1	7/10	9/10	12 974	12 676	5 194	298	115	31	514	223	18	3	T	17 095	6 017	355	11	19
	International Green Week - Intern. fair for food, agriculture and horticulture	1	17/1	26/1	48 579	48 579	16 207	0		69	1 689	671			T/P	411 731	9 470	478	11	2
	ITB - THE WORLD'S LEADING TRAVEL TRADE SHOW®	1	5/3	9/3	88 063	87 781	61 750	282		191	7 328	5 757	2 259	1 665	T/P	171 794	51 874	478	11	6
	Moderner Staat - Exhibition for the municipal sector	1	2/12	3/12	749	749	9	0		2	101	1			T	1 417	30	584	11	4
Bernburg (D)																				
	DLG-Feldtage - Meeting point for crop production experts	2	17/6	19/6	110 851	831	99	110 020	3 759	20	368	70			T	23 053	2 490	177	11	1
Besançon (F)																				
	ANTIQUAIRES	1	07/11	11/11	828	828	24	0	0	2	47	2			P	4 169	0	505	10	3
	BIO & CONSTRUCTION SAINE	1	04/04	06/04	1 335	1 335	90	0	0		125	8			P	6 704	0	90	9	5
	BROCANTE DE NOEL	1	13/12	14/12	3 789	3 789	54	0	0	2	190	3	1	0	P	5 451	0	505	10	3
	BROCANTE DE PRINTEMPS	1	08/03	09/03	3 420	3 420	18	0	0		171	1			P	4 421	0	505	10	3
	CARREFOUR DE MAIRES ET DES ELUS LOCAUX	1	23/10	24/10	896	896	0	0	0	1	69	1			P	1 014	0	505	10	4
	FOIRE EXPOSITION	1	24/05	01/06	23 576	8 529	267	15 047	240	14	557	24			P	114 141	0	505	10	27
	HABITAT DECO & JARDINS	1	17/10	19/10	5 024	5 024	12	0	0	1	260	1			P	10 320	0	505	10	13
	IMMOPOLIS	1	14/03	16/03	595	595	0	0	0	0	55	0			P	1 600	0	505	10	15
	MARIEE	1	07/11	09/11	632	632	0	0	0	0	68	0			P	3 618	0	505	10	27
	MICRONORA	2	23/09	26/09	8 655	8 655	2 884	0	0	5	616	209	216	164	T	15 277	1 864	504	10	21
	TALENTS COMTOIS	1	14/11	16/11	7 919	7 917	0	2	0	0	93	0			P	15 422	0	505	10	27
Béziers (F)																				
	DIONYSUD	1	04/11	06/11	3 893	3 893	0	0	0	0	99	0			T	6 419	0	110	9	2
	FOIRE D'AUTOMNE DE BEZIERS	1	28/11	30/11	2 818	2 818	0	0	0	0	148	0			P	16 963	0	110	9	27
	FOIRE DE PRINTEMPS	1	15/03	23/03	6 267	6 267	18	0	0	0	148	2			P	22 063	0	110	9	27
	GRAND DEBALLAGE MARCHAND	1	08/02	09/02	13 120	13 120	4 575	0	0		299	94			T	1 408	205	542	9	3
	GRAND DEBALLAGE MARCHAND	1	01/06	01/06	5 075	5 075	1 365	0	0		131	34			T	564	146	542	9	3
	SALON RÉTROFOLIE'S DE BEZIERS	1	10/10	12/10	2 000	2 000	0	0	0	0	63	0			P	5 194	0	110	9	3

2014 EVENTS BY CITY

	Interval Year	Opening date	Closing date	Space						Exhibitors						Visitors				Organizer	Auditor	Industrysector
				Rented Space (sq.m)						Exhibitors with their own stands			Represented firms			Admission for Trade/Public						
				Total	Halls		Open air		from ... countries	Total	Foreign	Total	Foreign	Total	Foreign							
					Total	Foreign	Total	Foreign								Total	Foreign	Total	Foreign			
 Biarritz (F) 																						
CONGRES A3P	1	14/10	16/10	586	586	146	0	0		91	18			T	1 515	306	7	9	22			
ANTIQUAIRES	2x1	17/04	21/04	1 417	1 417	48	0	0		89	3			P	5 010	0	241	9	3			
ANTIQUAIRES	2x1	08/08	11/08	1 435	1 435	66	0	0		89	3			P	5 010	0	241	9	3			
AVRILEXPO	1	04/04	06/04	2 987	2 987	161	0	0		202	14			T	6 113	0	241	9	27			
INNOBAT	1	06/11	08/11	2 926	2 926	147	0	0		165	14			P	2 653	0	241	9	13			
SOLUTIONS MAISON	1	02/10	05/10	3 395	3 395	97	0	0		225	6			P	12 071	0	241	9	13			
VINS ET GASTRONOMIE	1	07/02	10/02	945	945	0	0	0	0	91	0			P	6 044	0	320	10	2			
 Bielsko Biala (PL) 																						
ENERGETAB	1	16/9	18/9	19 526	12 536	976	6 991	250	21	743	85			T/P	13 030		732	5	7			
 Bilbao (E) 																						
BIBE	1	28/11	30/11	3 166	3 166	153	0	0	5	83	4	0	0	P			407		3			
BIEMH	2	2/6	7/6	29 753	29 753	3 527	0	0	25	561	93	416	359	T	34 404	1 897	88	13	19			
BIME	1	29/10	31/10	451	313	0	0	0	1	18	0	0	0	T/P			88, 432	13	18			
BIOCULTURA	1	3/10	5/10	2 007	1 798	116	0	0	7	237	16	0	0	P	126	0	88, 53	13	3			
DEGUSTACIONES	1	9/5	11/5	430	274	36	0	0	3	13	3	0	0	P			88	13	2			
DESEMBALAJE	2x1	15/3	16/3	2 840	2 840	380	0	0	5	81	10	0	0	P			88, 450	13	3			
DESEMBALAJE	2x1	13/12	14/12	3 720	3 720	0	0	0	4	109	8	0	0	P			88, 450	13	3			
EGURTEK	2	2/10	3/10	513	270	18	0	0	3	27	2	0	0	T	651	8	88	13	5			
EUSKAL ENCOUNTER	1	24/7	27/7	10 600	10 600	0	0	0	1	70	0	0	0	T/P			223		21			
EXPOBODAS	1	3/10	5/10	2 007	2 007	0	0	0	1	138	0	0	0	P			88	13	25			
EXPOCOSMÉTICA	1	29/11	1/12	2 910	1 252	139	0	0	6	67	6	13	10	T/P	2 957	8	88, 268	13	14			
EXPOVACACIONES	1	9/5	11/5	3 988	3 618	248	0	0	9	110	12	293	47	T/P			88	13	3			
FERIA PINTXO	1	7/11	9/11	5 500	5 500	0	0	0	1	24	0	0	0	P			615		2			
FERIA STOCK EUSKADI	2x1	7/3	9/3	2 483	2 483	0	0	0	1	175	0	0	0	P			271		27			
FERIA STOCK EUSKADI	2x1	7/11	9/11	2 451	2 451	0	0	0	1	146	0	0	0	P			271		27			
FOSMINER	1	17/10	19/10	357	357	54	0	0	10	56	13	0	0	P			88	13	3			
FVO	1	8/5	11/5	10 841	10 841	0	0	0	1	23	0	0	0	P			88, 337	13	16			
HÁBITAT	1	9/5	11/5	1 831	1 363	156	0	0	3	39	3	0	0	T/P			88, 271	13	12			
INVEXPORT	1	8/10	9/10	861	861	0	0	0	1	32	0	0	0	T			207		26			
NAGUSI	1	17/10	19/10	3 554	1 362	0	0	0	1	34	0	0	0	P			88	13	22			
PIN/UGP	1	18/12	5/1	15 691	8 575	0	0	0	1	61	0	0	0	P			88	13	3			
RETROCLÁSICA BIO	1	14/11	16/11	8 154	5 475	381	0	0	6	134	14	0	0	P			88, 227	13	16			
SIN BARRERAS	1	17/10	19/10	1 369	468	0	0	0	1	31	0	0	0	P			88, 467	13	22			
TENDENCIAS	1	30/1	2/2	2 334	1 739	267	0	0	4	123	23	0	0	P			88, 666	13	3			
 Bologna (I) 																						
ARTE FIERA	1	23/1	27/1	9 780	9 780	1 072	0	0	14	203	27	0	0	T/P	38 367	145	97	12	13			
CERSAIE	1	22/9	26/9	86 204	81 111	30 207	5 093	1 443	37	856	313	58	21	T/P	66 096	23 363	194	12	5			
CHILDREN'S BOOK	1	24/3	27/3	18 015	18 015	14 359	0	0	55	1 134	993	110	96	T	20 654	8 458	97	12	8			
COSMOFARMA	1	9/5	11/5	12 883	12 883	459	0	0	11	356	28	0	0	T	23 250	626	159	12	14			
COSMOPROF	1	2/4	7/4	80 103	73 663	37 964	6 440	6 040	67	2 400	1 683	50	9	T	207 238	59 319	639	12	14			
ESPOS INTERNAZ MACCHINE 'AGRICOLTURA E GIARDINAGGIO	2	12/11	16/11	135 275	130 275	29 017	5 000	1 000	44	1 809	597	0	0	T/P	235 614	38 773	262	12	1			
EXPOSANITA'	2	21/5	24/5	14 231	13 956	2 501	275	0	23	548	112	144	112	T	29 215	2 813	627	6	22			

2014 EVENTS BY CITY

	Interval Year	Opening date	Closing date	Space						Exhibitors						Visitors				Organizer	Auditor	Industrysector
				Rented Space (sq.m)						Exhibitors with their own stands			Represented firms			Admission for Trade/Public						
				Total	Halls		Open air		from ... countries	Total	Foreign	Total	Foreign	Total	Foreign	Admission for Trade/Public	Total	Foreign				
					Total	Foreign	Total	Foreign														
Bologna (I)																						
	FORUM CLUB-FORUM PISCINE	1	20/2	22/2	4 218	4 218	415	0	0	11	133	21	3	1	T/P	6 610	620	196	6	3		
	H2O	2	22/10	24/10	6 365	6 365	220	0	0	15	219	14	91	64	T	70 570	10 963	97	12	19		
	LAMIERA	2	14/5	17/5	14 162	14 162	798	0	0	14	258	27	121	79	T	12 384	611	118	12	19		
	LINEAPELLE	2x1	11/3	13/3	40 180	40 180	8 380	0	0	35	977	290	124	57	T	18 259	7 074	446	6	25		
	MARCA	1	15/1	16/1	9 508	9 508	320	0	0	10	435	40	24	18	T	6 028	344	97	12	13		
	MOTORSHOW	2	6/12	14/12	38 744	17 633	2 604	21 111	13 305	10	135	19	4	0	T/P	388 678	0	326	6	26		
	NUCE/FOOD	1	8/9	10/9	701	701	142	0	0	5	34	9	10	8	T	1 886	199	97	6	22		
	R2B	1	4/6	5/6	1 187	1 187	67	0	0	1	94	1	29	18	T	5 746	57	635	6	4		
ufi	SAIE	1	22/10	25/10	34 093	23 614	851	10 479	228	19	471	64	84	31	T	incl. in SAIE		97	6	5		
	SANA	1	6/9	9/9	14 540	14 540	335	0	0	12	241	20	392	56	T/P	47 170	3 402	616	6	27		
	TANEXPO	2	21/3	23/3	6 497	6 497	864	0	0	17	180	43	20	3	T	15 208	2 612	150	6	19		
Bolzano (I)																						
	Alpitec	2	9/4	11/4	1 917	1 917	386	0	0	4	81	40	14	7	t/p	8 185	385	479	18	3		
	Arredo	2	14/3	16/3	6 095	6 095	386	0	0	5	186	16	30	9	P	17 876	89	479	18	12		
	Fiera d'Autunno	1	5/11	9/11	5 972	5 972	1 162	0	0	12	265	49	19	3	P	24 162	314	479	18	27		
	Hotel	1	20/10	23/10	11 924	11 924	1 493	0	0	7	363	99	164	41	t/p	20 771	291	480	18	2		
ufi	Interpoma	2	20/11	22/11	11 591	11 591	1 661	0	0	16	334	114	93	23	T	17 799	4 467	480	18	1		
	Klimahouse	1	23/1	26/1	12 621	12 621	2 353	0	0	6	404	107	65	18	t/p	37 304	186	480	18	5		
	Prowinter	1	9/4	11/4	5 602	5 602	1 333	0	0	7	192	89	25	3	t/p	incl. in Alpitec		479	18	3		
	Tempo Libero	1	24/4	27/4	12 382	11 135	1 180	1 247	28	5	282	48	57	18	P	32 876	329	480	18	3		
Bordeaux (F)																						
	OB'ART	1	14/11	16/11	484	484	14	0	0	2	88	3	88	3	T	7 209	0	67	10	13		
	SALONS CE BORDEAUX	1	03/04	04/04	628	628	3	0	0		98	1			T	1 065	0	142	10	4		
	SALONS CE BORDEAUX	1	25/09	26/09	598	598	52	0	0	2	86	12			T	962	0	142	10	4		
	SALONS CE BORDEAUX	1	25/09	26/09	628	628	3	0	0		98	1			T	1 065	0	142	10	4		
	VAPEXPO	1	13/03	15/03	817	817	180	0	0		49	13			T/P	3 579	240	707	9	27		
	RENCONTRE NATIONALE DE LA TORRÉFACTION FRANÇAISE	1	28/09	29/09	1 188	1 188	333	0	0		107	28			T	735	22	144	9	2		
	AQUIBAT	2	19/03	21/03	8 126	8 126	462	0	0		397	30			T	11 600	0	308	9	5		
ufi	FOIRE INTERNATIONALE	1	24/05	01/06	63 081	26 249	3 283	36 832	0	29	851	102	488	218	P	211 770	2 923	151	10	27		
	JUMPING L'EXPO	1	06/02	09/02	5 169	5 169	245	0	0	6	116	12	73	34	P	34 662	365	151	10	3		
	LE SALON DES MÉTIERS D'ART (COMPOSANTE DE LA FOIRE)	1	25/04	27/04	933	933	0	0	0	0	70	0			P	3 051	0	151	9	3		
	VINIPRO	1	03/03	05/03	2 175	2 175	0	0	0	0	262	0	770	0	T	3 228	246	151	10	1		
ufi	VINITECH SIFEL	2	02/12	04/12	33 264	33 264	4 763	0	0	21	744	143	158	77	T	29 400	4 375	151	10	1		
	VINS DES VIGNERONS INDEPENDANTS	1	07/03	09/03	1 815	1 815	0	0	0	0	299	0			P	25 033	0	712	10	2		
	VIVONS 100% SPORT	1	07/11	11/11	1 767	1 767	24	0	0	2	100	5			P	23 763	0	151	10	3		
	VIVONS AUTO	1	07/11	11/11	2 671	1 971	0	700	0	0	28	0			P	1 485	0	151	10	26		
	VIVONS CREATION	1	07/11	11/11	666	666	51	0	0	4	71	5			P	8 718	0	151	10	3		
	VIVONS EVASION	1	07/11	11/11	14 743	14 743	0	0	0	0	19	0			P	1 436	0	151	10	3		
	VIVONS MAISON	1	07/11	11/11	23 337	20 813	1 902	2 524	0	3	377	3	177	91	P	27 012	0	151	10	13		

2014 EVENTS BY CITY

	Interval Year	Opening date	Closing date	Space						Exhibitors						Visitors				Organizer	Auditor	Industry sector	
				Rented Space (sq.m)						Exhibitors with their own stands			Represented firms			Admission for Trade/Public							
				Total	Halls		Open air		from ... countries	Total	Foreign	Total	Foreign	Total	Foreign								
					Total	Foreign	Total	Foreign								Total	Foreign						
Bourg-en-Bresse (F)																							
ANTIQUAIRES	1	23/10	27/10	1 009	1 009	18	0	0		48	1			P	2 839	0	21	9	3				
FOIRE EXPOSITION	1	04/04	13/04	6 093	6 093	140	0	0		203	7			P	19 724	0	21	9	27				
Bourges (F)																							
HABITAT	1	24/01	27/01	2 959	2 959	0	0	0	0	200	0			P	10 346	0	577	9	13				
Bremen (D)																							
BOATFIT	1	21/2	23/2	4 339	4 339	292	0		8	170	17	8		P	9 585	105	481	11	4				
Bremen Classic Motorshow	1	31/1	2/2	21 020	21 020	2 135	0		12	649	67			P	47 329	4 591	481	11	26				
CARAVAN	1	14/11	16/11	9 925	9 925	255	0		5	66	4			P	26 061		251	11	4	cf. note			
fish international	2	9/2	11/2	3 950	3 950	914	0		19	210	77			T	8 437	937	481	11	2				
HanseLife - Regional consumer goods exhibition	1	20/9	28/9	18 814	17 807	817	1 007	150	10	770	30			P	77 041		481	11	27				
Reiselust - The tourism fair in Bremen	1	14/11	16/11	3 436	3 436	339	0		16	319	34			P	27 059	300	481	11	6	cf. note			
<i>Note: visitor attendance determined by a representative poll in the combination of Caravan/Reiselust. Multiple answers were permitted</i>																							
Brest (F)																							
HABITAT EXPO	1	04/10	06/10	4 379	4 379	0	0	0	0	167	0			P	13 829	0	320	10	13				
HABITAT EXPO	1	22/03	24/03	3 345	3 345	0	0	0	0	124	0			P	10 354	0	320	10	13				
VINS ET GASTRONOMIE	1	22/03	24/03	504	504	0	0	0	0	62	0			P	4 381	0	320	10	2				
VINS ET GASTRONOMIE	1	08/11	11/11	3 303	3 303	0	0	0	0	289	0			P	44 371	0	320	10	2				
Brno (CZ)																							
ANIMAL VETEX	2	30/3	3/4	2 866	2 792	285	74	22	5	84	11			T/P	incl. in TECHAGRO		102	5	1				
BIOMASA	2	30/3	3/4	2 511	797	71	1 714	142	6	56	11			T/P	incl. in TECHAGRO		102	5	1				
CARAVANING BRNO	1	6/11	9/11	4 215	4 215	336	0	0	5	36	6			P	incl. in SPORT LIFE		102	5	3				
CHRISTMAS MARKET	1	5/12	14/12	4 026	3 893	46	133	0	5	306	8			P	55 951		102	5	27				
DANCE LIFE EXPO	1	7/11	9/11	274	232	0	42	0	1	22	0			P	incl. in SPORT LIFE		102	5	3				
DSB	1	23/4	26/4	646	494	83	152	20	6	32	6			T/P	incl. in IBF		102	5	5				
EMBAX	2	25/2	28/2	1 738	1 736	319	2	0	10	106	31			T	incl. in SALIMA		102	5	11				
ENVIBRNO	1	23/4	26/4	152	107	12	45	0	2	11	1			T	incl. in IBF		102	5	10				
FISHING	1	6/3	9/3	1 835	1 835	80	0	0	3	65	4			P	22 373	295	102	5	3				
FOND-EX	2	29/9	3/10	770	770	218	0	0	9	66	24			T	incl. in MSV		102	5	19				
GO	1	16/1	19/1	1 398	1 398	126	0	0	7	76	10			T/P	30 748	313	102	5	6				
IBF	1	23/4	26/4	7 027	5 195	1 047	1 832	139	15	226	61			T/P	37 135	667	102	5	5				
IMT	2	29/9	3/10	15 655	15 389	2 927	266	12	18	380	180			T	incl. in MSV		102	5	19				
IN-JOY	1	7/11	9/11	829	829	0	0	0	1	7	0			P	incl. in SPORT LIFE		102	5	3				
INTECO	2	25/2	28/2	1 102	1 102	255	0	0	5	36	9			T	incl. in SALIMA		102	5	4				
KABO I.	1	16/2	18/2	2 453	2 453	862	0	0	10	86	33			T	incl. in STYL I.		102	5	25				
KABO II.	1	24/8	26/8	2 622	2 622	866	0	0	9	101	35			T	incl. in STYL II.		102	5	25				
MBK	2	25/2	28/2	1 757	1 757	30	0	0	2	23	1			T	incl. in SALIMA		102	5	2				
MOBITEX	1	23/4	26/4	2 035	2 035	284	0	0	6	67	8			P	incl. in IBF		102	5	12				
MOTOSALON BRNO	1	6/3	9/3	5 004	4 815	344	189	20	5	100	8			P	50 233	399	102	5	16				
MSV	1	29/9	3/10	15 398	13 461	3 470	1 937	23	21	597	229			T	76 155	7 487	102	5	19				
OPTA	1	14/2	16/2	1 904	1 904	103	0	0	5	61	9			T	4 942	507	102	5	22				
PLASTEX	2	29/9	3/10	3 460	3 196	939	264	27	15	146	58			T	incl. in MSV		102	5	19				
PRINTexpo	2	25/2	28/2	516	515	24	1	0	3	16	2			T	incl. in SALIMA		102	5	11				
PRODITÉ	1	6/3	9/3	2 258	2 258	123	0	0	3	86	9			P	incl. in FISHING		102	5	3				

2014 EVENTS BY CITY

	Interval Year	Opening date	Closing date	Space						Exhibitors						Visitors				Organizer	Auditor	Industry sector
				Rented Space (sq.m)						Exhibitors with their own stands			Represented firms			Admission for Trade/Public						
				Total	Halls		Open air		from ... countries	Total	Foreign	Total	Foreign	Total	Foreign	Total	Foreign					
					Total	Foreign	Total	Foreign														
Brno (CZ)																						
	PROFINTECH	2	29/9	3/10	1 146	1 144	289	2	0	7	60	15			T	incl. in MSV		102	5	19		
	REGIONTOUR	1	16/1	19/1	3 851	3 846	197	5	0	4	115	17			T/P	incl. in GO		102	5	6		
ufi	SALIMA	2	25/2	28/2	4 893	4 819	697	74	0	18	222	58			T/P	24 086	1 321	102	5	2		
	SILVA REGINA	2	30/3	3/4	11 443	3 850	403	7 593	0	7	199	33			T/P	incl. in TECHAGRO		102	5	1		
	SPORT LIFE	1	6/11	9/11	3 173	3 173	295	0	0	5	135	20			P	41 462	647	102	5	3		
	STYL I.	1	16/2	18/2	3 284	3 284	1 030	0	0	10	170	46			T	5 710	654	102	5	25		
	STYL II.	1	24/8	26/8	3 490	3 490	1 102	0	0	13	195	56			T	5 536	609	102	5	25		
	TECHAGRO	2	30/3	3/4	59 804	40 801	3 755	19 003	1 245	20	404	85			T/P	119 013	7 670	102	5	1		
	THEATRE TECH	1	6/11	9/11	655	655	42	0	0	2	26	2			T	incl. in SPORT LIFE		102	5	4		
	URBIS Invest	1	23/4	26/4	178	163	0	15	0	1	15	0			T	incl. in IBF		102	5	15		
	URBIS Technology	1	23/4	26/4	324	82	15	242	30	3	11	2			T	incl. in IBF		102	5	10		
ufi	VINEX	2	25/2	28/2	145	145	11	0	0	3	16	2			T/P	incl. in SALIMA		102	5	2		
ufi	WELDING	2	29/9	3/10	2 464	2 411	439	53	0	11	74	30			T	incl. in MSV		102	5	19		
Brussels (BE)																						
	Art Brussels	1	24/4	27/4	12 353	12 353				27	190	141			P	27 829		46		3		
	Automation & Engineering	2	14/5	15/5	5 500	5 500	415	0	0	6	103	26	2	0	T	1 224	111	46		19		
	Batibouw	1	25/2	4/3	72 000	72 000	0	0	0	10	900	100	0	0	T/P	300 000	15 000	285		5		
	Builly	1	8/9	9/9	3 787	3 787					35				T	892		46		5		
	Empack	1	24/9	25/9	13 000	13 000	1 301	0	0	10	211	72	14	13	T	3 079	616	46		11		
	Eurantica Brussels	1	12/3	23/3	4 468	4 468				7	106	46			p	24 000		46		3		
	European Motor Show Brussels	1	14/1	26/1	61 047	61 047					170		170		T/P	582 830		260		16		
	HVAC ECL	1	17/9	18/9	4 000	4 000	427	0	0	7	112	23	2	0	T	2 578	180	46		5		
	Infosecurity.be	1	26/3	27/3	1 738	1 738	611	0	0	15	76	31	10	5	T	4 445	520	403		21		
	Laborama	1	20/3	21/3	8 000	8 000				6		5	125	33	T	1 942	224	428		9,10,17,22		
	Meubelbeurs	1	2/11	5/11	70 000	70 000	0	0	0	18	283	160	283	160	T	19 140	11 269	386		12		
	MoOD - Meet only Original Designs	1	9/9	11/9	18 546	18 546	4 717	0	0	19	150	114	150	114	T	4 787	3 930	669		25		
	Prologistics	2	24/9	25/9	10 000	10 000	255	0	0	4	131	12	25	1	T	2 671	214	46		26		
	Realty	1	13/5	15/5	6 190	6 190					128	4	124	4	T	6 011		46		15		
	Storage Expo.be	1	26/3	27/3	682	682	204	0	0	3	24	9	0	0	T	4 445	520	403		21		
	Tooling Event.be	1	26/3	27/3	286	286	136	0	0	6	13	7	0	0	T	4 445	520	403		21		
Bucharest (RO)																						
ufi	AMBIENT EXPO	1	10/4	13/4	2 237	1 747	87	490	0	5	88	7			T/P	incl. in CONSTRUCT EXPO		605	5	12		
ufi	BIFE-SIM	1	10/9	14/9	13 387	12 517	764	870	0	11	259	35			T/P	20 422	6	605	5	12		
ufi	CONSTRUCT EXPO	1	10/4	13/4	7 204	1 461	533	5 743	182	14	129	37			T/P	10 597		605	5	5		
ufi	INDAGRA	1	29/10	2/11	23 762	9 315	2 870	14 447	1 466	23	499	176			T/P	48 179		605	5	1		
ufi	ROMENVIROTEC	1	26/3	29/3	1 035	915	125	120	0	7	50	18			T/P	2 492		605	5	10		
ufi	ROMMEDICA	1	26/3	29/3	868	868	242	0	0	11	53	20			T/P	incl. in ROMENVIROTEC		605	5	22		
ufi	TIB	1	15/10	18/10	4 732	4 345	1 016	387	200	13	202	45			T/P	5 972		605	5	19		
ufi	THE ROMANIAN TOURISM FAIR -SPRING	1	13/3	16/3	7 770	7 618	1 209	152	0	24	265	84			T/P	21 936		605	5	6		
Budapest (H)																						
ufi	AGRO+MASHEXPO	1	29/1	1/2	35 643	32 319	2 661	3 324	488	11	229	28			T/P	40 865		358	5	1		
	AUTOMOTIVE	1	5/11	7/11	3 837	3 837	321	0	0	13	196	41			T	8 489		358	5	16		
	AUTOTECHNIKA	1	5/11	7/11	1 412	1 412	0	0	0	1	39	0			T	incl. in AUTOMOTIVE		358	5	16		

2014 EVENTS BY CITY

	Interval Year	Opening date	Closing date	Space						Exhibitors						Visitors				Organizer	Auditor	Industrysector
				Rented Space (sq.m)						Exhibitors with their own stands			Represented firms			Admission for Trade/Public						
				Total	Halls		Open air		from ... countries	Total	Foreign	Total	Foreign	Total	Foreign	Total	Foreign					
					Total	Foreign	Total	Foreign														
Budapest (H)																						
				4 194	4 126	39	68	0	3	82	3			T/P	incl. in FEHOVA		358	5	26			
										70	6			P	34 010		358	5	16			
				12 228	10 910	1 300	1 318	63	13	370	38			T/P	44 124		358	5	5			
				6 845	6 824	423	21	4	13	240	29			T/P	50 344		358	5	3			
				4 185	4 015	131	170	0	3	143	5			T/P	incl. in CONSTRUMA		358	5	12			
				449	431	0	18	0	1	19	0			T/P	incl. in AGRO+MASHEXPO		358	5	1			
				5 704	5 677	1 155	27	0	14	263	46			T	8 475	485	358	5	19			
				8 022	8 022	756	0	0	18	278	45			T	15 333		358	5	2			
				10 080	10 039	1 654	41	0	39	391	97			T/P	34 214		358	5	6			
				514	494	47	20	0	4	23	4			T/P	incl. in AGRO+MASHEXPO		358	5	1			
Budva (ME)																						
				940	860	385	80	40	8	69	45			T/P	4 550		12	5	2			
Burdur (TR)																						
				3 450	3 450	0				123	0			6	T/P	34 240	351	239	19	1		
Bursa (TR)																						
				8 700	8 700	0				54	0			0	T/P	38 000	0	596	19	1		
				1 057	1 057	18				51	1			12	T/P	42 351	288	690	19	18		
				2 618	2 618	0				107	0			41	T/P	268 125	523	690	19	1		
				5 424	5 424	0				190	0			0	T/P	293 000	0	690	19	3		
				5 821	5 821	51				216	2			95	T/P	42 351	288	690	19	19		
				6 033	6 033	0				153	0			8	T/P	38 756	26	690	19	5		
				528	528	9				40	1			14	T/P	42 351	288	690	19	5		
				4 099	4 099	0				54	0			12	T/P	42 351	288	690	19	19		
				36 427	36 427	70				419	3			124	T/P	268 125	523	690	19	1		
				3 546	3 546	9				73	1			1	T/P	192 150	0	690	19	8		
				2 073	2 073	6				91	1			13	T/P	47 655	10	690	19	3		
				584	584	0				32	0			1	T/P	38 756	26	690	19	10		
				629	629	0				60	0			6	T/P	38 756	26	690	19	5		
				17 000	17 000	0				178	0			0	T/P	16 129	328	515	19	12		
				17 400	17 400	0				160	0			0	T/P	15 034	2 354	515	19	12		

2014 EVENTS BY CITY

	Interval Year	Opening date	Closing date	Space						Exhibitors						Visitors				Organizer	Auditor	Industry sector
				Rented Space (sq.m)						Exhibitors with their own stands			Represented firms			Admission for Trade/Public						
				Total	Halls		Open air		from ... countries	Total	Foreign	Total	Foreign	Total	Foreign	Total	Foreign					
	Total	Foreign	Total	Foreign		Total	Foreign	Total		Foreign	Total	Foreign	Total	Foreign								
Bursa (TR)																						
MODEKS 2014 2th Furniture, Decoration and Accessories Fair	1	5/3	9/3	5 615	5 615	0				100	0			1	T/P	24 392	353	690	19	12		
Mold Eurasia	1	4/12	7/12	3 827	3 827	51				167	4			56	T/P	42 351	288	690	19	19		
Bydgoszcz (PL)																						
Real Estate Spring	2x1	15/3	16/3	269	269	0	0	0	1	36	0			P	free entry			619	5	15		
Real Estate Autumn	2x1	18/10	19/10	255	255	0	0	0	1	35	0			P	free entry			619	5	15		
Waterways	1	10/6	12/6	557	557	15	0	0	2	26	1			T	192			734	5	26		
Caen (F)																						
1000 IDÉES POUR LA MAISON	1	21/03	24/03	3 267	3 267	0	0	0	0	141	0			P	8 375	0		105	10	13		
FOIRE INTERNATIONALE	1	26/09	06/10	23 900	8 548	148	15 352	0	17	354	12			P	136 960	0		105	10	27		
SALONS CE CAEN	1	14/10	14/10	235	235	0	0	0	0	47	0			T	287	0		142	10	4		
VINS ET GASTRONOMIE	1	28/03	31/03	1 881	1 881	0	0	0	0	186	0			P	13 016	0		320	10	2		
Cagliari (I)																						
Fiera campionaria della Sardegna	1	25/4	5/5	13 189	5 918	502	7 271	990	24	220	24	116	31	T/P	83 407	0		77	12	27		
Çanakkale (TR)																						
4th Biga Food, Agriculture, Livestock and Technology Fair	1	26/9	28/9	5 744	5 744	0				66	0			0	T/P	55 663	0	596	19	1		
EXPOTROIA 2013	1	14/5	18/5	1 485	1 485	0				56	0			0	T/P	5 100	25	325	19	27		
Cannes (F)																						
IDEF	1	24/06	26/06	3 380	3 380	12	0	0	3	19	7			T	1 051	348		142	10	3		
MAPIC	1	19/11	21/11	9 138	8 514	5 977	623	467	45	700	562			T	4 641	3 087		590	10	15		
MARCHE DU FILM	1	14/05	23/05	6 339	6 339	4 895	0	0		374	328	111	107	T	12 123	10 061		640	10	21		
MAREDIMODA	1	11/11	13/11	2 185	2 185	2 064	0	0		95	86			T	2 604	2 054		462	9	25		
MIDEM	1	01/02	04/02	3 128	3 128	2 552	0	0	42	1 139	954			T	2 214	1 846		590	10	3		
MIPCOM	1	13/10	16/10	23 682	20 528	18 468	3 154	2 945	66	2 089	1 880			T	4 951	4 567		590	10	3		
MIPIM	1	11/03	14/03	19 448	17 151	13 869	2 297	1 568	60	2 226	1 998			T	10 154	7 501		590	10	15		
MIPTV	1	07/04	10/04	20 288	17 488	15 455	2 800	2 636	64	1 599	1 386			T	4 218	3 813		590	10	3		
PLAISANCE CANNES	1	09/09	14/09	66 388	15 338	8 275	51 050	36 636	38	432	244	469	354	P	50 035	0		587	10	3		
TFWA WORLD EXHIBITION	1	26/10	31/10	21 444	21 444	15 056	0	0	36	476	329	25	14	T	16 842	15 309		662	10	4		
Capua (I)																						
FIERA AGRICOLA	1	24/4	27/4	45 000	10 000	950	35 000	1 300	6	250	30	285	38	T/P	45 000	2 700		35	6	1		
TRASPO DAY	2	7/3	9/3	40 000	10 000	1 150	30 000	2 800	4	156	9	190	17	T/P	24 000	600		35	6	26		
Carrara Marina (I)																						
CARRARA MARMOTEC	2	21/5	24/5	11 897	6 145	693	5 752	540	12	223	35	0	0	T	8 836	1 461		108	12	10		
SEATEC / COMPOTEC	1	5/2	7/2	6 378	6 378	331	0	0	19	326	66	132	97	T	8 137	643		108	6	3		
Castres (F)																						
FOIRE EXPOSITION	1	19/09	28/09	10 896	4 564	0	6 332	0	0	214	0			P	32 206	0		288	10	27		
LOGIS LOISIRS EXPO	1	21/03	23/03	2 080	2 070	0	10	0	0	90	0			P	ee entrance			288	10	13		
Catania (I)																						
Expobit – Salone Internazionale dell'Innovazione tecnologica	1	24/11	27/11	9 000	9 000	1 000	0	0	87	91	4	91	4	T/P	26 000	1 000		390	6	21		
Cergy-Pontoise (F)																						
MARCHE DE L'HISTOIRE	1	12/04	15/04	3 443	3 443	1 349	0	0		250	90			P	4 493			42	9	3		

2014 EVENTS BY CITY

	Interval Year	Opening date	Closing date	Space						Exhibitors						Visitors			Organizer	Auditor	Industry sector
				Rented Space (sq.m)						Exhibitors with their own stands			Represented firms			Admission for Trade/Public	Total				
				Total	Halls		Open air		from ... countries	Total	Foreign	Total	Foreign	Total	Foreign		Total	Foreign			
					Total	Foreign	Total	Foreign								Total					
Cernobbio (I)																					
COMOCREA TEXTILE DESIGN SHOW	1	24/3	25/3	500	500	250	0	0	2	18	7	0	0	T	96	32	713	6	25		
COMOCREA TEXTILE DESIGN SHOW	1	20/10	21/10	700	700	350	0	0	4	21	11	0	0	T			713	6	25		
PROPOSTE - FIERA PRODUTTORI TESSUTO D'ARREDAMENTO E TENDAGGIO	1	7/5	9/5	5 468	5 468	2 145	0	0	8	95	49	0	0	T	6 593	4 229	574	6	12		
Cesena (I)																					
MACFRUIT	1	24/9	26/9	11 554	11 554	794	0	0	25	441	103	455	18	T	17 596	4 413	120	12	1		
Ceské Budejovice (CZ)																					
ADVENT FEST	1	27/11	30/11	1 066	702	12	364	6	2	108	1			T/P	19 875		716	4	27		
ARTFEST	1	27/11	30/11	277	277	80	0	0	1	102	27			T/P	incl. in Advent		716	4	3		
BEERFESTIVAL	1	6/6	7/6	1 101	210	0	891	0	2	103	2			T/P	15 020		716	4	2		
BREAD BASKET	1	28/8	2/9	20 926	5 511	169	15 415	555	7	505	18			T/P	98 652		716	4	1		
EDUCATION AND CRAFT	1	1/10	3/10	1 916	1 766	18	150	0	1	111	2			T/P	8 912		716	4	8		
FASHION SHOW	1	16/10	19/10	314	105	4	209	0	1	32	1			T/P	incl. in HOBBY AUTUMN		716	4	25		
HOBBY	1	14/5	18/5	8 820	2 683	6	6 137	277	14	373	22			T/P	38 776		716	4	3		
HOBBY AUTUMN	1	16/10	19/10	2 667	954	3	1 713	73	3	135	5			T/P	17 600		716	4	3		
MOBIL SALON	1	11/4	13/4	5 393	2 518	0	2 875	0	1	64	1			T/P	8 040		716	4	16		
PRESENTATION OF SECONDARY SCHOOL	1	28/11	28/11	55	55	0	0	0	1	12	0			T/P	incl. in Advent+		716	4	8		
Chalons-en-Champagne (F)																					
AUTO MOTO QUAD	1	28/03	31/03	13 222	5 104	18	8 118	0	1	35	1			P	5 773		701	10	16		
FOIRE EXPOSITION	1	29/08	08/09	65 877	10 352	180	55 526	717	11	648	19	18	0	P	231 526		701	10	27		
HABITAT ET ENVIRONNEMENT	1	21/03	24/03	4 925	4 925	0	0	0	0	199	0			P	9 592		701	10	13		
MARIAGE	1	18/10	19/10	612	612	0	0	0	0	57	0			P	3 099		701	10	27		
VINS ET GASTRONOMIE	1	07/03	09/03	432	432	0	0	0	0	37	0			P	2 511		320	10	2		
Chalon-sur-Saône (F)																					
HABITAT ET IMMOBILIER	1	14/03	17/03	1 628	1 524	0	104	0	0	110	0			P	4 015		404	10	13		
VINS ET SAVEURS	1	21/11	23/11	600	600	0	0	0	0	80	0			P	4 805		404	10	2		
Chambéry (F)																					
FOIRE EXPOSITION	1	13/09	22/09	20 117	9 754	66	10 364	0	4	383	5			P	73 091		618	10	27		
HABITAT ET JARDIN	1	11/04	14/04	9 363	5 434	9	3 929	0		288	1			P	21 289		618	10	13		
SAVEURS & TERROIRS	1	28/11	30/11	2 325	2 325	91	0	0	2	127	7			P	19 820		618	10	2		
Charleroi (BE)																					
Salon arts menagers	1	1/11	16/11	16 079	16 079					411				P	156 978		122		2		
Salon idees vacances	1	20/2	23/2	3 001	3 001					104				P	20 289		122		6		
Salon maison-jardin-loisirs	1	8/3	16/3	6 572	6 572					162				P	18 245		122		3,5,12		
Salon mariage	1	18/1	19/1	794	794					66				P	2 005		122		3,14,25		
Chartres (F)																					
LES ARTISANALES	1	10/10	13/10	5 212	4 877	27	335	0	3	400	3			P	59 211		121	10	27		
VINS ET GASTRONOMIE	2x1	11/04	13/04	873	873	0	0	0	0	75	0			P	5 559		320	10	2		
VINS ET GASTRONOMIE	2x1	24/10	27/10	1 767	1 767	0	0	0	0	157	0			P	14 514		320	10	2		
Chateaubriant (F)																					
FOIRE EXPOSITION	1	12/09	15/09	30 952	4 209	0	26 743	0	0	410	0	1	0	P	47 448		286	10	27		
Chatellerault (F)																					
HABITAT	1	14/03	16/03	1 045	1 045	0	0	0	0	70	0			P	see entrance		577	9	13		

2014 EVENTS BY CITY



























	Interval Year	Opening date	Closing date	Space					Exhibitors					Visitors				Organizer	Auditor	Industry sector			
				Rented Space (sq.m)					Exhibitors with their own stands			Represented firms		Admission for Trade/Public	Total		Organizer					Auditor	Industry sector
				Total	Halls		Open air		from ... countries	Total	Foreign	Total	Foreign		Total	Foreign							
					Total	Foreign	Total	Foreign															
Chaumont (F)																							
FOIRE DE CHAUMONT	1	06/06	09/06	8 755	969	0	7 786	18	1	107	1	25	0	P	8 915		175	10	27				
Chemnitz (D)																							
Baumesse Chemnitz - Trade fair of construction	1	7/2	9/2	3 634	3 494	36	140		2	232	2	40		P	10 710		104	11	5				
Chemnitzer Fachmessen - SIT- Saxon Fair for Industry and Technology, IT Anwenderforum - Digital Applications for Business	2	14/5	16/5	1 587	1 587	4	0		2	169	1	8		T	2 621	47	104	11	19				
mtex - Intern. Mobile Textiles Show / LiMA - Lightweight Design Exhibition	2	14/5	16/5	875	875	58	0		6	69	10	5		T	1 044	32	104	11	25				
Cherbourg (F)																							
VINS ET GASTRONOMIE	1	24/10	27/10	1 767	1 767	0	0	0	0	157	0			P	14 514		320	10	2				
Clermont-Ferrand (F)																							
CARREFOUR NATIONAL DE LA PECHE ET DES LOISIRS	1	17/01	19/01	4 894	4 894	211	0	0		148	6			P	16 054	0	116	9	3				
FOIRE INTERNATIONALE	1	06/09	15/09	49 406	14 032	228	35 374	100	10	697	19			P	118 784		290	10	27				
HABITAT	1	21/03	24/03	9 123	9 123	36	0	0		332	2			P	30 889	0	116	9	13				
ID CREATIVES	1	06/11	09/11	936	936	57	0	0	3	84	6			P	12 082	0	319	10	3				
RENDE	1	01/04	02/04	3 568	3 568	0	0	0	0	681	0			P	984	742	448	9	3				
SALONS CE CLERMON	1	07/10	07/10	215	215	5	0	0	1	40	1			T	261		142	10	4				
SOMMET DE L'ELEVAGE	1	01/10	03/10	73 179	11 138	1 018	62 041	7 452		1 191	166	113	69	T	85 159	3 256	641	10	1				
VINIDOME	1	31/01	03/02	3 725	3 725	36	0	0		460	4			P	39 751	0	116	9	2				
VINS DES VIGNERONS INDEPENDANTS DU LANGUEDOC ROUSSILLON	1	17/10	19/10	414	414	0	0	0	0	65	0			P	6 609		261	10	2				
Colmar (F)																							
ENERGIE HABITAT	1	14/03	17/03	6 202	6 202	275	0	0		282	15			P	13 003	0	141	9	5				
FOIRE EXPOSITION	1	08/08	17/08	26 630	26 630	395	0	0		348	12			P	254 918	0	141	9	27				
LIVRE	1	22/11	23/11	4 547	4 547	40	0	0		175	5			P	22 150	0	87	9	4				
SEPEM INDUSTRIES EST	1	20/05	22/05	4 653	4 653	286	0	0		376	22			T	6 272	169	224	9	19				
SITV	1	07/11	09/11	5 426	5 426	1 370	0	0		412	163			P	23 105	0	141	9	3				
Çorum (TR)																							
Çorum Agricultural Fair 2014	1	27/11	30/11	20 000	20 000	0				250	0		0	T/P	80 000	0	70	19	1				
Cremona (I)																							
BIOENERGY ITALY (BIOMASSE E RINNOVABILI)	1	5/3	7/3	2 422	2 398	454	24	0	4	81	21	15	7	T/P	3 096	274	161	12	1				
CREMONA MONDOMUSICA	1	26/9	28/9	2 872	2 872	1 484	0	0	26	198	115	8	2	T/P	8 141	1 256	161	12	3				
CREMONA PIANOFORTE	1	26/9	28/9	1 002	1 002	48	0	0	4	23	2	8	7	T/P	incl. in CREMONA MONDOMUSIC		161	6	3				
FIERA INTERNAZIONALE ZOOTECNICA DI CREMONA FIERA DEL BOVINO DA LATTE, DELLA ZOOTECNICA E DELL'AGRICOLTURA - ITALPIG (Salone della suinicoltura italiana)	1	22/10	25/10	21 428	18 276	2 352	3 152	0	19	316	44	70	29	T/P	28 639	2 922	161	6	1				
Deauville (F)																							
SDL	1	07/10	08/10	957	957	0	0	0	0	52	0	52	0	T	1 527	19	381	10	4				
Debrecen (H)																							
ENERGOEXPO	1	20/2	22/2	117	117	0	0	0	1	14	0			T/P	770	11	715	5	1				
FARMEREXPO	1	17/8	20/8	12 880	5 268	30	7 612	802	6	309	6			T/P	29 348	94	715	5	9				

2014 EVENTS BY CITY









	Interval Year	Opening date	Closing date	Space					Exhibitors					Visitors			Organizer	Auditor	Industrysector	
				Rented Space (sq.m)				Exhibitors with their own stands			Represented firms		Admission for Trade/Public	Total						
				Total	Halls		Open air		from ... countries	Total	Foreign	Total		Foreign	Total	Foreign				
	Total	Foreign	Total	Foreign		Total	Foreign	Total	Foreign		Total	Foreign								
Den Bosch (NL)																				
Energie	1	7/10	9/10	4 008	4 008	196	0	0	5	184	9	12	0	T	7 633	180	403		9	
Renovatie & Transformatie	2	9/4	11/4	4 605	4 605	326	0	0	4	191	13	12	0	T	8 851	135	403		5	
Solar Event	1	7/10	9/10	1 759	1 759	492	0	0	9	61	21	8	5	T	3 141	208	403		9	
Denizli (TR)																				
AEGEANAGRI 10th Aegean Agricultural Greenhouse & Livestock Exhibition	1	19/2	23/2	10 471	10 471	0				311	0		46	T/P	139 421	421	544	19	1	
Dijon (F)																				
ANTIQUAIRES, BROCANTE ET ART CONTEMPORAIN	1	24/05	01/06	1 495	1 495	18	0	0	1	70	1			P	8 102	0	175	10	3	
CHOCOLAT	1	28/03	30/03	401	401	0	0	0	0	27	0			P	8 510	0	536	9	2	
CITE 21	1	11/12	12/12	1 633	1 533	0	100	0	0	114	0			P	3 193	0	404	10	4	
HABITAT ET DEVELOPPEMENT DURABL	1	13/02	17/02	3 123	3 123	12	0	0	1	178	1	146	1	P	14 699	0	175	10	13	
IMMO D'OR	1	04/04	06/04	453	453	0	0	0	0	35	0	0	0	P	1 565	0	404	10	15	
SALONS CE DIJON	1	16/10	16/10	220	220	5	0	0	1	42	1	0	0	T	315	0	142	10	4	
STUDYRAMA ETUDES SUPERIEURES	1	10/01	11/01	964	964	0	0	0	0	118	0	0	0	P	12 005	0	335	9	8	
Diyarbakir (TR)																				
Diyarbakir 5th Book Fair 2014	1	20/5	25/5	1 823	1 823	0				86	0		0	T/P	98 500	0	694	19	3	
Diyarbakir 5th Education Fair 2014	1	20/5	25/5	461	461	0				36	0		0	T/P	98 500	0	694	19	8	
Diyarbakir 6th Agriculture-Stock Breeding 2014 Fair	1	8/4	12/4	7 526	7 526	0				102	0		4	T/P	108 233	110	694	19	1	
Middle East 4th Furniture Related Industry Fair 2014	1	1/5	4/5	681	681	0				20	0		0	T/P	26 488	125	694	19	12	
Middle East 5th Manufacturing Machines and Related Industries Fair 2014	1	1/5	4/5	593	593	0				20	0		0	T/P	26 488	125	694	19	19	
Middle East 5th Municipality Necessities Fair 2014	1	17/4	20/4	974	974	0				23	0		1	T/P	21 178	125	694	19	10	
Middle East 6th Construction Fair 2014	1	17/4	20/4	4 070	4 070	0				69	0		3	T/P	21 178	125	694	19	5	
Middle East Wood 4th Working Machinery Fair 2014	1	1/5	4/5	1 265	1 265	0				59	0		37	T/P	26 488	125	694	19	1	
Dortmund (D)																				
DKM - The Trade Fair for the Finance and Insurance Industry	1	29/10	30/10	7 699	7 699	80	0	0	5	269	5			T	11 573	101	81	11	4	
Inter-tabac	1	19/9	21/9	16 485	16 485	7 261	0	0	49	491	319	7	5	T	11 232	3 999	499	11	1	
Douai (F)																				
FOIRE EXPOSITION REGIONALE	1	06/09	15/09	8 586	7 401	0	1 185	0	0	234	0			P	70 300	0	593	10	27	
HABITAT DECO JARDIN	1	17/01	19/01	579	579	0	0	0	0	41	0			P	1 548	0	593	10	13	
L'OCCASION DES VEHICULES DE LOISIRS	1	20/02	24/02	3 848	3 848	0	0	0	0	13	0			P	2 000	0	593	10	3	
MARIAGE	1	17/01	19/01	1 045	1 045	0	0	0	0	74	0			P	4 189	0	593	10	27	
VEHICULES DE LOISIRS	1	25/10	03/11	13 014	13 014	0	0	0	0	21	0			P	23 313	0	593	10	3	
Düsseldorf (D)																				
ALUMINIUM	2	7/10	9/10	35 768	35 768	24 267	0	0	49	935	597			T	24 313	12 020	584	11	19	
BEAUTY INTERNATIONAL	1	21/3	23/3	22 293	22 293	2 639	0	0	28	615	124			T	54 701	5 306	483	11	14	
boot - Intern. Boat show	1	18/1	26/1	85 931	85 911	45 139	20	0	60	1 677	814			P	248 281	42 208	483	11	3	
CARAVAN SALON	1	29/8	7/9	91 514	89 582	20 799	1 932	490	25	550	178			P	192 423	27 324	483	11	4	
Composites Europe	1	7/10	9/10	8 907	8 907	3 065	0	0	27	406	166			T	10 211	4 595	584	11	19	


cf. note 1
cf. note 2

2014 EVENTS BY CITY

	Interval Year	Opening date	Closing date	Space						Exhibitors						Visitors				Organizer	Auditor	Industry sector	
				Rented Space (sq.m)				Exhibitors with their own stands		Represented firms		Admission for Trade/Public											
				Total	Halls		Open air		from ... countries	Total	Foreign	Total	Foreign	Total	Foreign	Total	Foreign						
					Total	Foreign	Total	Foreign															
Düsseldorf (D)																							
 EuroShop	3	16/2	20/2	116 579	116 233	69 949	346	322	56	2 229	1 413			T	109 496	68 435	483	11	4				
 GDS (autumn) - Global Destination for Shoes & Accessories	1	30/7	1/8	41 977	41 977	28 308	0		38	1 093	840			T	15 663	8 458	483	11	25				
 GDS (spring) -Global Destination for Shoes & Accessories	1	12/3	14/3	32 502	32 502	18 941	0		38	783	530			T	16 486	6 594	483	11	25				
 glasstec - Intern. Trade Fair for glass production, processing and products	2	21/10	24/10	60 601	60 261	40 416	340	322	51	1 217	839			T	42 701	26 944	483	11	19				
 GLOBAL SHOES (spring)	1	11/3	14/3	8 530	8 530	8 466	0		9	265	264			T	3 939	2 954	483	11	25				
 IMA - Intern. Trade Fair for Amusement and Vending Machines	1	14/1	17/1	11 108	11 108	1 039	0		16	150	44			T	9 158	718	584	11	3				
 interpack - Processes and packaging	3	8/5	14/5	174 369	172 860	105 810	1 509	653	60	2 670	1 992			T	174 798	115 367	483	11	19				
 MEDICA / COMPAMED	1	12/11	15/11	129 158	128 750	82 816	408	102	70	5 568	4 251			T	121 902	74 604	483	11	22				
 METAV - Intern. Exh. for Metalworking Technologies	2	11/3	15/3	28 569	28 569	8 721	0		26	610	155			T	31 663	3 479	710	11	19				
 ProWein - Intern. trade fair wines and spirits	1	23/3	25/3	51 496	51 496	34 713	0		47	4 830	3 985	337	307	T	49 048	21 924	483	11	2				
 PSI Messe - Trade Show of the Promotional Product Industry	1	8/1	10/1	29 737	29 737	13 744	0		33	854	436			T	16 228	8 147	584	11	4				
 REHACARE INTERNATIONAL	1	24/9	27/9	31 646	31 522	9 625	124		36	900	406			T	50 912	7 179	483	11	22				
 TOP HAIR International Trend & Fashion Days	1	22/3	23/3	4 334	4 334	747	0		15	147	41			T	21 947	1 756	483	11	14	cf. note 1			
 TourNatur - Hiking and trekking exhibition	1	5/9	7/9	3 869	3 869	459	0		17	254	67			P	36 821	700	483	11	4	cf. note 2			
 Tube - Intern. tube and pipe trade fair	2	7/4	11/4	50 200	50 200	33 187	0		47	1 210	901			T	33 668	18 854	483	11	19	cf. note 3			
 VALVE WORLD EXPO	2	2/12	4/12	17 876	17 876	13 851	0		40	664	528			T	12 500	8 637	483	11	19				
 wire - Intern. wire and cable trade fair	2	7/4	11/4	58 459	58 459	42 106	0		54	1 333	1 002			T	38 050	25 075	483	11	19	cf. note 3			
<i>Note 1: visitor attendance determined by a representative poll in the combination of BEAUTY/TOP HAIR international. Multiple answers were permitted</i> <i>Note 2: visitor attendance determined by a representative poll in the combination of Caravan Salon/TourNatur. Multiple answers were permitted</i> <i>Note 3: ascertained by a representative poll</i>																							
Edirne (TR)																							
 ETSIF 2014 Edirne Trade Industry and Business Fair	1	18/6	22/6	8 000	8 000	0				36	0		0	T/P	50 000	0	596	19	27				
Ekaterinburg (RU)																							
 Landscape Design. Low-Rise Construction	1	1/4	4/4	905	838	0	67	0	1	100	0	9	0	P	5 120	0	671	16	5				
Erfurt (D)																							
 Grüne Tage Thüringen - The agricultural fair	2	19/9	21/9	14 444	5 980	74	8 464		7	310	7			P	28 716		484	11	27				
 inoga - Trade fair for innovation in the hospitality industries	2	13/9	15/9	2 397	2 335	47	62		4	160	3			T/P	3 084		484	11	2				
 Rapid.Tech / FabCon 3.D - Trade Fair and User's Conference for Rapid Technology/3D Printing Exhibition	1	14/5	15/5	1 135	1 135	74	0		7	101	9			T/P	3 049	122	484	11	19				
 Thüringen-Ausstellung - Handicraft and consumer goods exhibition	1	8/3	16/3	11 815	11 815	275	0		8	631	19	33		P	69 339		581	11	27				
Erzurum (TR)																							
 Agricultural and Stockfarming Fair of Erzurum	1	30/10	2/11	20 000	20 000	0				100	0		0	T/P	45 000	0	70	19	1				
 Book Fair	1	4/4	13/4	2 000	2 000	0				65	0		0	T/P	151 000	0	250	19	3				
Eskişehir (TR)																							
 4th Agricultural Fair	1	3/4	6/4	8 100	8 100	0				173	0		10	T/P	73 211	354	239	19	1				

2014 EVENTS BY CITY

	Interval Year	Opening date	Closing date	Space						Exhibitors						Visitors				Organizer	Auditor	Industry sector	
				Rented Space (sq.m)						Exhibitors with their own stands			Represented firms			Admission for Trade/Public	Total						
				Total	Halls		Open air		from ... countries	Total	Foreign	Total	Foreign	Total	Foreign		Total	Foreign					
					Total	Foreign	Total	Foreign								Total			Foreign				
Essen (D)																							
DEUBAUKOM with DCONex and Infra Tech	2	15/1	18/1	13 455	13 455	1 763	0	0	10	601	103			T	34 746	1 876	485	11	5				
E-world energy & water	1	11/2	13/2	23 207	23 207	3 412	0	0	25	620	108			T	23 500	3 807	485	11	9				
IPM - trade fair for horticulture	1	28/1	31/1	42 882	42 882	23 702	0	0	45	1 554	961			T	44 838	15 738	485	11	1				
METPACK - Intern. trade fair for metal packaging	3	6/5	10/5	10 900	10 900	7 499	0	0	27	229	184			T	6 696	4 868	485	11	1				
REIFEN - No. 1 in tires and more	2	27/5	30/5	32 943	31 918	18 121	1 025	0	44	670	461			T	19 541	12 037	485	11	25				
SECURITY	2	23/9	26/9	36 063	35 597	10 385	466	0	39	1 045	488			T	36 252	13 304	485	11	7				
SHK - Trade fair for sanitary, heating, air conditioning and renewable energies	2	12/3	15/3	30 444	30 444	3 349	0	0	15	560	62			T	48 249	1 496	485	11	5				
Feuchtwangen (D)																							
EPF EstrichParkettFliese -Trade fair for floor construction	3	26/6	28/6	9 091	4 427	419	4 664	552	9	173	25	3		T	4 156	449	630	11	5				
Firenze (I)																							
FRAGRANZE	1	12/9	14/9	1 179	1 179	224	0	0	0	84	28	0	0	T/P	3 352	566	560	6	14				
MODAPRIMA	2x1	23/5	25/5	1 298	1 298	60	0	0	0	66	3	0	0	T	1 703	798	560	6	25				
MODAPRIMA	2x1	21/11	23/11	1 339	1 339	60	0	0	0	69	3	0	0	T	1 788	724	560	6	25				
MOSTRA INTERNAZ. ARTIGIANATO	1	24/4	1/5	55 031	52 012	11 084	3 019	0	0	846	453	0	0	T/P	140 234	0	284	6	13				
PITTI IMMAGINE BIMBO	2x1	16/1	18/1	17 747	17 747	5 073	0	0	0	382	152	0	0	T	8 025	2 738	560	6	25				
PITTI IMMAGINE BIMBO	2x1	26/6	28/6	16 796	16 796	4 413	0	0	0	357	141	0	0	T	6 386	2 444	560	6	25				
PITTI IMMAGINE FILATI	2x1	22/1	24/1	6 702	6 702	507	0	0	0	78	14	0	0	T	4 411	1 778	560	6	25				
PITTI IMMAGINE FILATI	2x1	2/7	4/7	7 427	7 427	808	0	0	0	96	23	0	0	T	6 043	2 947	560	6	25				
PITTI IMMAGINE UOMO	2x1	7/1	10/1	32 684	32 684	8 213	0	0	0	1 002	315	0	0	T	35 264	10 367	560	6	25				
PITTI IMMAGINE UOMO	2x1	17/6	20/6	33 726	33 726	8 666	0	0	0	1 031	338	0	0	T	31 539	10 299	560	12	25				
SALONE ARTE E RESTAURO	2	13/11	15/11	5 837	4 803	0	1 034	0	6	158	23	154	23	T/P	19 034	1 000	398	6	13				
TASTE	1	8/3	10/3	820	820	6	0	0	0	346	3	0	0	T/P	15 395	0	560	6	2				
Foggia (I)																							
FIERA Internazionale dell'Agricoltura e Zootecnia	1	30/4	4/5	29 060	23 170	140	5 890	0	0	103	5	13	13	T/P			187	12	1				
Frankfurt/Main (D)																							
 Ambiente	1	7/2	11/2	189 770	189 770	126 288	0	0	89	4 749	3 622			T	143 789	72 715	486	11	13				
Arbeitsschutz aktuell - Safety & Health	2	25/8	28/8	8 088	8 088	897	0	0	20	239	40			T	10 666	3 008	355	11	22				
 Automechanika - Trade Fair for the Automotive Industry	2	16/9	20/9	176 550	157 844	105 194	18 706	5 120	71	4 660	3 931			T	137 982	80 636	486	11	26				
 Christmasworld - Seasonal Decoration at its best	1	24/1	28/1	52 581	52 581	31 313	0	0	39	917	678			T	32 864	18 942	486	11	13	cf. note			
 Creativeworld - Intern. Trade Fair for Hobby, Crafts and Artists Material	1	25/1	28/1	10 513	10 513	6 027	0	0	32	289	214			T	8 165	4 030	486	11	3	cf. note			
FACILITY MANAGEMENT	1	25/2	27/2	2 854	2 854	53	0	0	5	146	7			T	5 592	152	475	11	5				
Hair & Beauty	1	3/5	5/5	14 058	14 058	2 094	0	0	21	250	82			T	40 976	2 602	486	11	14				
 Heimtextil - Intern. Trade Fair for Home and Contract Textiles	1	8/1	11/1	118 564	118 564	94 034	0	0	62	2 714	2 386			T	66 265	44 059	486	11	25				
 Light + Building	2	30/3	4/4	142 672	141 544	70 089	1 128	888	57	2 495	1 575			T	211 232	99 687	486	11	5				
 Musikmesse- Fair for musical instruments and the music business	1	12/3	15/3	38 213	37 589	21 380	624	524	51	1 318	885			T	65 362	20 630	486	11	3	cf. note			
 Paperworld - Intern. trade fair for stationery, office supplies and writing instruments	1	25/1	28/1	43 893	43 893	31 964	0	0	59	1 677	1 381			T	42 145	27 537	486	11	3	cf. note			

2014 EVENTS BY CITY

	Interval Year	Opening date	Closing date	Space						Exhibitors						Visitors				Organizer	Auditor	Industry sector	
				Rented Space (sq.m)						Exhibitors with their own stands			Represented firms			Admission for Trade/Public		Total					
				Total	Halls		Open air		from ... countries	Total	Foreign	Total	Foreign	Total	Foreign	Total	Foreign	Total	Foreign				
					Total	Foreign	Total	Foreign															
Frankfurt/Main (D)																							
ufi	ProLight + Sound - Intern. Fair of Technologies and Services for Events and Entertainment	1	12/3	15/3	36 256	35 061	21 019	1 195	583	42	898	574			T	42 267	21 515	486	11	21	cf. note		
ufi	Tendence	1	30/8	2/9	51 033	51 033	16 818	0		52	1 212	450			T	34 480	6 331	486	11	13			
ufi	viscom frankfurt - International Trade Fair for Visual Communication	2	5/11	7/11	8 800	8 800	2 533	0		27	328	117			T	9 610	1 999	584	11	21			
<i>Note: ascertained by a representative poll</i>																							
Gaziantep (TR)																							
	Domotex Gaziantep Machine Made Carpets Exhibition	1	26/5	29/5	22 452	22 452	358				158	5		0	T/P	7 402	705	344	19	12			
	Gapfood 10th Food, Food Technologies and Packaging Fair	1	6/2	9/2	1 500	1 500	0				19	0		0	T/P	9 150	80	25	19	2			
	Gapshoes 19th International Footwear, Slipper, Saddlery And Footwear Industry Suppliers Fair	1	18/6	21/6	8 500	8 500	0				153	0		1	T/P	14 300	480	25	19	25			
	Gapshoes 20th International Footwear, Slipper, Saddlery And Footwear Industry Suppliers Fair	1	17/12	20/12	15 500	15 500	50				255	2		6	T/P	23 500	2 400	25	19	25			
	Gaptarim 5th Agriculture, Agriculture Technologies and Stockbreeding Fair	1	6/2	9/2	11 000	11 000	0				96	0		10	T/P	33 700	600	25	19	1			
	Gaziantep furniture, decoration, forestry products and furniture accessories fair	1	19/11	23/11	9 141	9 141	172				77	3		19	T/P	26 695	873	215	19	12			
	Middle East Gold and Jewellery Fair/ 10th Çukurova Gold And Jewellery Fair	1	16/5	18/5	5 000	5 000	0				75	0		6	T/P	13 000	390	649	19	24			
	OTM 2014 Middle East Textile Machinery Fair	1	16/10	19/10	12 135	12 135	895				209	35		34	T/P	15 951	980	694, 665	19	25			
	PENTEX 3rd Cotton Knitwear, Textile and Technologies Fair	1	20/2	23/2	11 300	11 300	132				129	3		3	T/P	18 300	1 400	25	19	25			
	Tümexpo Tümsiad	1	30/10	2/11	12 000	12 000	171				201	2		18	T/P	17 800	900	649	19	27			
Gdansk (PL)																							
	ABOUT DESIGN	1	9/5	11/5	504	504	0	0	0	1	63	0			T/P	4 000		306	5	12			
ufi	AMBERIF	1	19/3	22/3	5 221	5 215	1 119	6	0	17	433	83			T	6 380	1 123	306	5	24			
	AMBERMART	1	28/8	30/8	2 000	2 000	660	0	0	9	183	49			T/P	2 739	611	306	5	24			
	BALT MILITARY EXPO	2	24/6	26/6	2 393	2 293	606	100	0	15	118	26			T/P	3 247		306	5	7			
	BEAUTY	1	4/10	5/10	1 201	1 201	96	0	0	5	219	5			T/P	6 340		306	5	14			
	Food-to-Go	1	5/2	6/2	562	562	15	0	0	2	48	1			T	2 272		189	5	2			
	GAMES AND FUN	1	15/11	16/11	830	830	0	0	0	1	71	0			P	7 200		306	5	21			
	GTT and KAJAK EXPO	1	11/4	13/4	1 226	1 226	116	0	0	13	185	13			T/P	6 642		306	5	6			
	PIGEONS	1	6/12	7/12	548	548	22	0	0	4	32	3			T/P	2 036		306	5	3			
	SMART MOBILITY EXPO (earlier BIKE TRADE SHOW)	1	11/9	13/9	196	103	0	93	0	1	10	0			T/P	800		306	5	3			
	TECHNIKON-INNOWACJE	1	23/10	24/10	443	443	8	0	0	2	37	1			T/P	6 967		306	5	19			
Gdynia (PL)																							
	Wind and Water on the Sea	1	31/7	3/8	2 569	751	8	1 818	0	2	120	1			P	8 520		523	5	3			
Geneva (CH)																							
	ArtGenève	1	30/1	2/2	4 700	4 700	3 149			13	72	35			P	12 600	8 820	551		3			
	EBACE	1	20/5	22/5	24 984	24 984	23 735			36	500	469			T	13 256	12 593	529		20			
	EPHJ, EPMT, SMT	1	17/6	20/6	11 646	11 646	2 912			12	832	183			T	18 569	4 270	551		19			
	INDEX	3	8/4	11/4	22 153	22 153	21 485			41	586	570			T	12 503	11 555	551		19			
	Les Automnales	1	7/11	16/11	30 000	30 000	6 000			10	435	95			P	145 000	29 000	551		27			

2014 EVENTS BY CITY

	Interval Year	Opening date	Closing date	Space				Exhibitors				Visitors				Organizer	Auditor	Industry sector	
				Rented Space (sq.m)				Exhibitors with their own stands		Represented firms		Admission for Trade/Public	Total						
				Total	Halls		Open air		from ... countries	Total	Foreign		Total	Foreign	Total				
	Total	Foreign	Total	Foreign		Total	Foreign	Total	Foreign		Total	Foreign							
Geneva (CH)																			
Salon du Livre et de la Presse Genève	1	30/4	4/5	11 000	11 000	5 500			15	510	153			P	95 000	19 000	551		8
Salon International de la Haute Horlogerie	1	20/1	24/1	30 000	30 000			2	16					T	14 000	12 600	291		24
Salon International de l'Auto et l'Accessoires	1	6/3	16/3	82 000	82 000	73 800			19	207	83			T/P	680 907	183 845	551		16
Vitafoods Europe & Finished Products Europe	1	6/5	8/5	13 120	13 120	11 152			41	737	708			T	13 873	11 792	383		22
Genova (I)																			
INTERNATIONAL BOAT SHOW	1	1/10	6/10	41 319	41 319				33	408	108	148	125	T/P	109 200		361	6	3
Ghent (BE)																			
Belgian Boat Show	1	See note		13 003	13 003					179				P	29 854		46		26
bis, dé bouwbeurs	1	4/10	12/10	43 344	43 344			4	458	9				P	79 840	0	46		5
Countryside	1	30/10	2/11	12 197	12 197				276					P	33 034		46		12
Goed Gevoel ladies fair	1	28/3	30/3	6 000	6 000	186	0	0	4	143	13	143	13	P	10 200	20	669		3,8,13,14,22,24,25,27
Green Expo	2	21/9	23/9	32 522	20 052		12 500			259				T	10 113		46		3
Horeca Expo	1	23/11	27/11	26 873	26 873	3 130	0	0	9	629	100	629	100	T	50 373	3 628	46		2
Intirio	1	2/2	5/2	23 184	23 184	4 525	0	0	8	211	102	211	102	T	9 732	3 934	669		12
Note: event dates are from 8 until 10 February and from 14 until 16 February																			
Gijón (E)																			
58ª Feria Internacional de Muestras de Asturias "FIDMA 2014"	1	2/8	17/8	41 382	11 648	2 759	29 734	139	14	458	52	1 114	0	P			269		27
AGROPEC 2014. Feria del Campo y de las Industrias Agrícolas, Ganaderas, Forestales y Pesqueras	1	26/9	28/9	2 205	812	0	1 393	0	1	92	0	264	0	P			269		1
XV Desemalaje de Antigüedades de Asturias	1	11/10	13/10	2 760	2 760	300	0	0	4	92	10	0	0	P			269, 451		3
Giresun (TR)																			
Giresun Chamber of Commerce and Industry Fair	1	11/6	16/6	2 500	2 500	0				75	0		0	T/P	27 000	1 300	540	19	27
Gothenburg (S)																			
Automässan	3	15/1	18/1	15 112	15 038		74		25	275		245		T	15 190		675	17	16
Båtmässan	1	31/1	9/2	16 182	16 132		50		5	271		0		P	61 523		675	17	26
Entreprenadmaskin Live	2	4/9	6/9	35 240	552		34 688		4	248		23		T	8 043		449	17	5
Logistik & Transport	1	7/5	8/5	1 674	1 492		182		5	74		22		T	1 918		675	17	26
ProcessTeknik	2	7/10	9/10	4 037	4 037		0		20	131		476		T	2 197		675	17	19
Scanautomatic	2	7/10	9/10	6 647	6 647		0		24	157		326		T	6 793		675	17	19
Träffpunkt Idrott	2	18/11	20/11	3 043	3 043		0		8	126		27		T	2 569		675	17	3
Trä & Teknik	2	2/9	5/9	9 096	9 034		62		13	211		184		T	5 829		675	17	1
Underhåll	2	11/3	14/3	7 586	7 525		61		7	238		304		T	8 255		675	17	4
Vitalis	1	8/4	10/4	1 657	1 657		0		7	90				T	2 189		675	17	22
Graz (A)																			
Häuselbauer	1	16/1	19/1	15 629	15 576	918	53		6	411	38	11		P	35 328		152	1	5
Grenoble (F)																			
BOIS ET HABITAT DURABLE	1	03/04	06/04	6 065	6 036	297	29	0	7	125	7			P	8 960	0	28	10	13
CHOCOLAT	1	14/11	16/11	548	548	0	0	0	0	42	0			P	11 732	0	536	9	2
CREATIVA	1	30/01	02/02	1 252	1 252	40	0	0	4	81	5			P	15 919	0	28	10	3
MOUNTAIN PLANET (ANCIENEMENT S.A.M)	2	23/04	25/04	17 375	15 985	3 204	1 390	72		364	59			T	13 756	2 162	28	10	3
SALONS CE CONTACT GRENOBLE	1	02/10	02/10	250	250	0	0	0	0	50	0			T	285	0	142	10	4





2014 EVENTS BY CITY

	Interval Year	Opening date	Closing date	Space						Exhibitors						Visitors				Organizer	Auditor	Industry sector		
				Rented Space (sq.m)						Exhibitors with their own stands				Represented firms		Admission for Trade/Public	Total		Total					Foreign
				Total	Halls		Open air		from ... countries	Total	Foreign	Total	Foreign	Total	Foreign		Total	Foreign						
					Total	Foreign	Total	Foreign																
Hamburg (D)																								
	DU UND DEINE WELT - Regional Consumer Goods Exhibition	1	3/10	12/10	17 107	14 607	958	2 500		15	436	36			P	82 317	658	340	11	27				
	GET Nord - Trade Fair Electrical Engineering, Sanitation, Heating, Air-Conditioning	2	20/11	22/11	22 354	22 348	810	6	6	12	497	31	1		T	38 779	1 047	340	11	9				
	hanseboot - Intern. boat show	1	25/10	2/11	22 914	21 593	4 140	1 321	680	18	552	101			P	74 080	3 408	340	11	3				
	HansePferd - The equestrian trade fair experience	2	25/4	27/4	13 915	13 461	1 552	454	45	15	474	53			P	45 608	593	340	11	3				
	INTERNORGA - International Trade Show for the Hotel, Restaurant, Catering, Baking and Confectionery Industry	1	14/3	19/3	53 502	52 702	6 788	800	30	24	1 203	194			T	92 897	5 667	340	11	2				
	NORTEC - Trade Fair for Manufacturing Technology	2	21/1	24/1	10 164	10 164	446	0		12	417	47			T	12 145	364	340	11	19				
	REISEN HAMBURG - The Holiday Cruise, Caravanning and Cycling Exhibition	1	5/2	9/2	26 216	26 216	3 154	0		61	975	260			P	75 327	1 205	340	11	4				
ufi	SMM - Shipbuilding, Machinery & Marine Technology	2	9/9	12/9	55 519	54 071	29 462	1 448	838	67	2 102	1 431	17	14	T	48 709	20 019	340	11	26				
Hannover (D)																								
	ABF - The Leisure- and Sales Exhibition	1	25/1	2/2	42 162	41 550	1 484	612		18	812	63			P	114 867		251	11	3				
	ALTENPFLEGE - Leading Exhibition for the Care Sector	2	25/3	27/3	19 678	19 678	713	0		15	582	42			T	28 094	281	251	11	22				
ufi	CeBIT - New perspectives in IT business	1	10/3	14/3	125 954	124 902	29 517	1 052		63	3 244	1 691			T	187 759	41 307	173	11	21				
ufi	CeMAT - Trade fair for intralogistics & supply chain management	2	19/5	23/5	71 171	58 414	26 131	12 757	4 522	44	1 022	567			T	48 267	14 818	173	11	26				
ufi	DOMOTEX - The world of flooring	1	11/1	14/1	90 515	90 515	70 882	0		59	1 341	1 130			T	44 573	24 649	173	11	12				
	Energy Decentral - Trade fair for innovative energy supply	2	11/11	14/11	12 715	12 258	1 049	457	385	13	365	41			T	38 062	5 823	177	11	9	cf. note 1			
ufi	EuroBLECH - Intern. sheet metal working technology exhibition	2	21/10	25/10	86 506	86 287	41 682	219		38	1 573	824			T	59 252	21 923	457	11	19				
ufi	EuroTier with Energy Decentral - Trade fair for animal production	2	11/11	14/11	113 988	113 531	44 542	457	385	48	2 368	1 145	35	21	T	156 566	29 591	177	11	1	cf. note 1			
ufi	HANNOVER MESSE	1	7/4	11/4	161 271	160 551	50 834	720	40	65	4 790	2 488			T	174 139	40 749	173	11	19				
ufi	Hannover Messe: Digital Factory	1	7/4	11/4	5 738	5 738	894	0		15	202	30			T	50 500	12 979	173	11	19	cf. note 2			
ufi	Hannover Messe: Energy	1	7/4	11/4	38 307	38 166	16 100	141		50	1 075	644			T	89 682	23 407	173	11	9	cf. note 2			
ufi	Hannover Messe: Industrial Automation	1	7/4	11/4	56 314	55 945	9 691	369		34	1 019	391			T	123 813	34 049	173	11	19	cf. note 2			
ufi	Hannover Messe: Industrial Supply	1	7/4	11/4	31 466	31 466	17 666	0		45	1 615	1 095			T	73 661	24 824	173	11	19	cf. note 2			
ufi	Hannover Messe: IndustrialGreenTec	1	7/4	11/4	2 705	2 665	299	40	40	10	100	13			T	44 231	11 721	173	11	10				
ufi	Hannover Messe: MobiliTec	1	7/4	11/4	3 800	3 762	445	38		14	155	54			T	35 002	7 770	173	11	26	cf. note 2			
ufi	Hannover Messe: Research & Technology	1	7/4	11/4	8 350	8 218	1 243	132		14	404	109			T	47 366	10 705	173	11	19	cf. note 2			
	infa - Information and Sales Exhibition	1	18/10	26/10	33 582	32 591	2 774	991	48	27	1 350	135			P	191 803		251	11	27				
	Pferd & Jagd - Exhibition for equestrian sports, hunting and fishing	1	4/12	7/12	24 271	23 255	2 212	1 016		21	823	94			P	89 007		251	11	3				
ufi	PSI PROMOTION WORLD . Trade show for haptic & multisensory communication	1	8/4	10/4	1 651	1 651	178	0		11	92	11			T	10 724	2 177	173	11	4				

Note 1: visitor attendance determined by a representative poll in the combination of EuroTier/Energy Decentral. Multiple answers were permitted

Note 2: visitor attendance determined by a representative poll at Hannover Messe. Multiple answers were permitted

2014 EVENTS BY CITY

	Interval Year	Opening date	Closing date	Space				Exhibitors				Visitors				Organizer	Auditor	Industry sector										
				Rented Space (sq.m)				Exhibitors with their own stands		Represented firms		Admission for Trade/Public																
				Total	Halls		Open air		from ... countries	Total	Foreign	Total	Foreign	Total	Foreign					Total	Foreign							
					Total	Foreign	Total	Foreign																				
Helsinki (SF)																												
	3	23/1	25/1	4 417	4 417			0		5	82			0		T	7 322		673	14	16							
	1	7/3	9/3	10 395	10 395			0		21	465			0		P	48 186		673	14	3							
	1	28/8	29/8	1 576	1 576			0		3	111			0		T	4 845		673	14	4							
	1	17/1	19/1	2 986	2 986			0		2	23			0		P	60 794		673	14	3							
	1	11/4	13/4	6 848	6 848			0		9	408			0		P	54 382		673	14	3							
	1	24/1	25/1	3 538	3 538			0		5	273			0		T	13 727		673	14	8							
	1	7/11	9/11	6 707	6 707			0		7	436			0		P	46 388		673	14	3							
	2	1/10	3/10	18 655	18 525			130		12	617			239		T	24 792		673	14	5							
	1	20/11	22/11	2 189	2 189			0		12	107			0		T	8 359		673	14	22							
	1	27/3	28/3	1 419	1 419			0		3	136			0		T	5 121		673	14	22							
	2	6/5	8/5	4 916	4 916			0		13	180			0		T	4 533		673	14	19							
	2x1	28/8	30/8	1 656	1 656			0		8	116			0		T	1 253		673	14	12							
	2x1	24/1	26/1	806	806			0		1	48			0		T	986		673	14	12							
	2	19/3	21/3	6 610	6 610			0		11	255			0		T	15 379		673	14	2							
	2x1	18/10	19/10	519	519			0		4	25			0		T	1 246		673	14	24							
	2x1	22/3	23/3	443	443			0		2	26			0		T	373		673	14	24							
	1	10/9	14/9	13 889	13 800			89		8	474			118		T/P	46 467		673	14	12							
	1	21/8	24/8	2 185	642			1 543		3	124			3		P	10 092		281	14	26							
	1	23/10	26/10	10 334	10 334			0		18	522			0		P	78 750		673	14	8							
	1	17/10	19/10	8 909	8 909			0		14	458			0		T/P	43 474		673	14	3							
	1	16/1	19/1	10 624	10 624			0		81	933			0		T/P	66 904		673	14	6							
	1	31/1	2/2	10 954	10 954			0		7	170			0		P	55 879		673	14	16							
	1	3/4	6/4	15 247	15 196			51		8	568			80		P	50 769		673	14	12							
	1	12/4	13/4	763	763			0		2	75			0		P	43 874		673	14	3							
	1	8/11	9/11	697	697			0		3	91			0		P	31 242		673	14	3							
	1	31/10	2/11	9 391	9 391			0		8	240			0		P	47 698		673	14	3							
	1	2/12	3/12	2 288	2 288			0		13	128			0		T/P	15 692		673	14	8							
	1	8/1	10/1	2 393	2 393			0		6	111			0		T	7 735		673	14	22							
	1	7/2	16/2	24 966	24 966			0		13	349			0		T/P	68 556		673	14	26							
	2	20/3	22/3	678	678			0		4	38			0		T/P	6 043		673	14	2							
Hof (D)																												
	2	27/9	5/10	5 170	3 640			72		1 530	27			5		200		9		1		P	37 412		417	11	27	

2014 EVENTS BY CITY

	Interval Year	Opening date	Closing date	Space						Exhibitors						Visitors				Organizer	Auditor	Industry sector		
				Rented Space (sq.m)						Exhibitors with their own stands				Represented firms		Admission for Trade/Public	Total							
				Total	Halls		Open air		from ... countries	Total	Foreign	Total	Foreign	Total	Foreign		Total	Foreign						
					Total	Foreign	Total	Foreign																
Husum (D)																								
New Energy Husum - Intern. Renewable Energy Trade Fair	1	20/3	23/3	4 616	4 344	451	272	42	10	152	21			T	9 761	449	490	11	9					
Nord Gastro & Hotel - Hotel and restaurant industry trade fair	1	10/2	11/2	4 420	4 420	97	0		7	210	10			T	4 978	65	490	11	2					
Idar-Oberstein (D)																								
INTERGEM - Intern. Trade Fair for Gems, Jewellery and Gemstone Objects	1	3/10	6/10	2 267	2 267	170	0		11	127	15			T	2 562	656	388	11	24					
Innsbruck (A)																								
Tiroler Frühjahrsmesse	1	6/3	9/3	10 851	9 554	1 176	1 297	330	7	255	64			P	14 314		482	1	3					
Isparta (TR)																								
Agriculture Fair	1	13/11	16/11	1 960	1 960	0				68	0			T/P	22 000	0	172	19	1					
SANTEK-Isparta Construction Decoration And Natural Gas Fair	1	1/5	4/5	1 650	1 650	0				60	0			T/P	15 800	0	172	19	5					
Istanbul (TR)																								
10th International LED & LED Lighting Exhibition	1	25/9	28/9	6 591	6 591	1 090				259	101			T/P	18 476	1 141	465	19	18					
10th Turkey Call Center Expo	1	13/10	14/10	574	574	72				36	3			T/P	1 360	83	376	19	21					
11th International İstanbul Yarn Fair 2014	1	26/3	29/3	4 997	4 997	1 475				269	116			T/P	21 467	2 315	694	19	25					
12th Be My Dealer? Franchising And Brand Dealership Fair	1	18/9	21/9	77 000	77 000	251				206	22			T/P	13 100	923	473	19	4					
13rd İstanbul Retail Fair	1	26/11	27/11	1 669	1 669	29				70	2			T/P	4 800	147	643	19	4					
18th International ISAF Security Fair	1	18/9	21/9	6 318	6 318	615				206	46			T/P	21 888	1 094	465	19	7					
18th Uluslararası Isaf -Fire & Rescue Fuarı	1	18/9	21/9	1 372	1 372	58				88	9			T/P	21 888	1 094	465	19	7					
25th International Housewares Housewares, Decorative Articles and Small Electrical Appliances Fair	1	3/9	7/9	75 000	75 000	492				617	22			T/P	17 743	2 101	444	19	13					
26th International Mothers Babies Children Products Fair	1	16/1	19/1	26 500	26 500	482				350	16			T/P	12 208	1 668	198,696	19	3					
27th International Mothers Babies Children Products Fair	1	5/6	8/6	8 500	8 500	175				109	3			T/P	3 544	753	198,696	19	3					
2nd Istanbul Smart Grid Congress and Fair	1	8/5	9/5	1 102	1 102	353				59	19			T/P	1 776	87	354	19	9					
2nd Life Style Expo in İstanbul Fair	1	12/9	14/9	1 610	1 610	1 610				192	192			T/P	3 095	0	327	19	24					
3 th E-Commerce Expo	1	15/5	15/5	201	201	12				21	1			T/P	550	10	376	19	21					
33rd International İstanbul Book Fair	1	8/11	16/11	13 036	13 036	360				561	23			T/P	503 000	341	694	19	3					
33rd Turkey Book And Culture Fair	1	4/7	23/7	1 060	1 060	0				145	0			T/P			706	19	3					
37th Yapı/Turkey Build İstanbul 2014	1	6/5	10/5	36 264	36 264	2 538				1 012	153			T/P	106 537	7 921	729	19	5					
3rd ISAF Safety & Health Fair	1	18/9	21/9	1 973	1 973	192				117	15			T/P	21 888	1 094	465	19	7					
3rd Elex Fair	1	25/9	28/9	1 776	1 776	134				92	12			T/P	18 476	1 141	465	19	18					
3rd Cabinet Door, Cover Profile and Railed Cabinet Fair	1	16/1	19/1	1 500	1 500	0				34	0			T/P	1 603	42	169	19	12					
3rd Electronist Fair	1	25/9	28/9	613	613	341				91	38			T/P	18 476	1 141	465	19	18					
3rd ISAF IT Security Fair	1	18/9	21/9	546	546	24				68	8			T/P	2 188	1 094	465	19	21					
3rd Isaf Smart Home Fuarı	1	18/9	21/9	795	795	18				93	12			T/P	21 888	1 094	465	19	18					
3rd Scaffolding & Mold Fair	1	13/2	15/2	6 154	6 154	578				75	9			T/P	5 235	760	169	19	5					
3rd University Preference Exhibition	1	4/7	6/7	1 519	1 519	0				85	0			T/P	32 640	0	203	19	8					
3th İstanbul Hunting, Arms And Outdoor Sports Fair	1	29/5	1/6	8 180	8 180	472				109	7			T/P	6 030	427	198	19	3					

2014 EVENTS BY CITY

	Interval Year	Opening date	Closing date	Space				Exhibitors				Visitors				Organizer	Auditor	Industrysector		
				Rented Space (sq.m)				Exhibitors with their own stands		Represented firms		Admission for Trade/Public	Total							
				Total	Halls		Open air		from ... countries	Total	Foreign		Total	Foreign	Total					Foreign
					Total	Foreign	Total	Foreign												
Istanbul (TR)																				
	1	13/2	15/2	1 200	1 200	0				23	0		0	T/P	756	34	169	19	5	
	1	8/1	11/1	254	254	18				62	2		0	T/P	2 702	36	246	19	9	
	1	10/4	12/4	7 507	7 507	2 484				144	51		0	T/P	17 165	5 525	373	19	9	
	1	30/10	2/11	7 350	7 350	72				117	7		40	T/P	6 108	191	646	19	3	
	1	7/11	8/11	1 600	1 600	800				70	35		35	T/P	20 000	200	336	19	6	
	1	19/4	20/4	3 000	3 000	500				35	4		4	T/P	10 000	2 000	406	19	15	
	1	17/4	20/4	30 500	30 500	92				297	6		3	T/P	16 164	1 182	444	19	13	
	1	14/9	17/9	1 221	1 221	1 140				62	60		0	T/P	1 800	1 100	397	19	9	
	1	27/2	1/3	4 829	4 829	120				167	17		0	T/P	9 856	1 053	624	19	4	
	1	11/9	14/9	5 000	5 000	65				62	1		0	T/P	1 444	111	565	19	26	
	1	22/1	25/1	7 054	7 054	9				99	1		8	T/P	36 782	1 981	694	19	1	
	1	25/9	28/9	38 342	38 342	20 732				141	27		13	T/P	35 827	6 752	509	19	20	
	1	1/3	2/3	1 344	1 344	1 208				89	80		2	T/P	6 281	13	23	19	8	
	1	25/10	26/10	1 344	1 344	1 012				81	61		2	T/P	5 794	11	23	19	8	
	1	24/9	25/9	616	616	151				44	12		6	T/P	1 400	270	397	19	9	
	1	21/2	22/2	1 300	1 300	15				52	1		0	T/P	5 328	683	27	19	4	
	1	20/2	23/2	1 726	1 726	136				156	12		85	T/P	3 056	289	356	19	1	
	1	11/9	13/9	17 341	17 341	3 042				910	169		437	T/P	16 015	2 059	346	19	19	
	1	21/5	25/5	24 212	24 212	1 331				239	43		42	T/P	9 125	745	184	19	19	
	1	11/9	13/9	17 341	17 341	3 042				910	169		437	T/P	16 015	2 059	346	19	19	
	1	8/11	16/11	4 880	4 880	489				77	5		1	T/P	503 000	341	694	19	3	
	1	4/12	6/12	8 400	8 400	1 200				140	45		63	T/P	8 950	1 980	681	19	27	
	1	10/4	13/4	34 791	34 791	9 585				1 475	736		0	T/P	44 469	10 672	343, 488	19	16	
	1	23/4	26/4	24 600	24 600	552				373	37		41	T/P	37 610	3 648	565	19	25	
	1	5/11	8/11	29 440	29 440	432				441	29		40	T/P	47 705	4 566	565	19	25	
	1	26/2	1/3	13 322	13 322	367				214	24		178	T/P	7 278	825	565	19	25	
	1	3/12	6/12	14 070	14 070	607				235	13		46	T/P	27 860	4 835	565	19	25	
	1	13/3	16/3	7 810	7 810	860				122	13		82	T/P	17 425	1 085	274	19	14	

2014 EVENTS BY CITY

	Interval Year	Opening date	Closing date	Space						Exhibitors						Visitors				Organizer	Auditor	Industry sector
				Rented Space (sq.m)						Exhibitors with their own stands			Represented firms			Admission for Trade/Public						
				Total	Halls		Open air		from ... countries	Total	Foreign	Total	Foreign	Total	Foreign	Total	Foreign					
					Total	Foreign	Total	Foreign										Total	Foreign			
Istanbul (TR)																						
ufi	Beauty Eurasia 10th International Exhibition For Cosmetics, Beauty and Coiffeur	1	12/6	14/6	9 852	9 852	3 660				550	305		0	T/P	9 383	3 274	562	19	14		
	Beauty Fair Istanbul	1	3/4	6/4	210	210	0				21	0		0	T/P	34 283	4 801	592	19	14		
	Best Car Show 2014	1	3/4	6/4	1 838	1 838	0				23	0		0	T/P	3 250	0	34	19	16		
	Beverage Istanbul	1	10/4	12/4	913	913	46				25	3		0	T/P	3 087	257	677	19	2		
	Bijuteri 2014 - Bijouterie Fashion and Accessories Fair	1	16/10	19/10	981	981	0				28	0		0	T/P	3 494	558	565	19	3		
	BOAT SHOW 2014 33th International Istanbul Boat Show Fair	1	30/4	4/5	9 779	9 779	0				67	0		27	T/P	4 536	115	698	19	26		
	BOAT SHOW 2014 34th International Istanbul Boat Show Fair	1	23/9	28/9	15 850	15 850	2 000				115	4		47	T/P	15 710	983	698	19	26		
ufi	BUSWORLD TURKEY	1	24/4	27/4	12 510	12 510	1 132				248	32		46	T/P	12 425	1 714	356	19	16		
	CeBIT Bilişim Eurasia	1	11/9	14/9	8 758	8 758	1 358				705	29		109	T/P	25 018	1 217	342	19	21		
	CHINA Homelife Show-Turkey	1	5/6	8/6	2 269	2 269	2 155				178	168		0	T/P	10 796	191	694	19	18		
	China Zhejiang Export Fair	1	9/10	12/10	1 350	1 350	1 350				34	34		0	T/P	3 571	126	274	19	27		
ufi	Clothing Machinery 2014 24th International Clothing Machinery, Embroidery Machinery, Clothing Related Industry And Accessories Fair	1	24/4	27/4	24 864	24 864	1 628				470	114		221	T/P	40 729	2 024	694	19	25		
	CNR Kitap Fuarı	1	1/3	9/3	10 000	10 000	0				193	0		0	T/P	178 450	0	633	19	3		
	Contemporary Istanbul Art Fair	1	12/11	16/11	6 473	6 473	3 022				144	66		0	T/P	77 000	25 980	374	19	3		
	Cosmetics & Home Care Ingredients 2014	1	16/10	18/10	2 234	2 234	151				39	10		0	T/P	1 317	186	49	19	17		
	CPHI Istanbul 2014 Pharmaceutical Exhibition	1	4/6	6/6	2 838	2 838	1 487				176	109		27	T/P	4 923	1 822	697	19	17		
	Dam Hydropower Fair 2014	1	13/2	15/2	2 945	2 945	56				93	3		12	T/P	2 491	95	169	19	5		
	DISCOP ISTANBUL	1	4/3	6/3	1 821	1 821	927				267	174		9	T/P	1 221	388	624	19	27		
	Door Expo 2014 6th International Door, Shutter, Panel, Board, Partition Systems and Accessories Fair	1	12/3	15/3	4 683	4 683	115				96	7		7	T/P	53 835	5 846	691	19	5		
	Door Fair - 8th International Wooden, Steel, Industrial, Automatic Door And Door Side Industry Specialization Fair	1	16/1	19/1	10 250	10 250	164				151	3		22	T/P	20 652	2 387	169	19	5		
	EDT EXPO Non Domestic Wuanimer Goods Fair	1	27/3	30/3	11 212	11 212	159				117	2		14	T/P	32 625	2 862	633	19	2		
	Educashow School Equipment and Technology Fair	1	29/5	1/6	2 666	2 666	0				73	0		0	T/P	4 500	120	101	19	4		
	Education, Education Materials and Technology Fair	1	11/1	11/1	600	600	400				21	16		3	T/P	88	5	392	19	8		
	Education, Education Materials and Technology Fair	1	9/4	9/4	900	900	450				24	14		1	T/P	810	25	392	19	8		
	Education, Education Materials and Technology Fair	1	18/10	18/10	1 000	1 000	800				21	16		1	T/P	510	2	392	19	8		
	Education, Education Materials and Technology Fair	1	8/11	8/11	1 000	1 000	850				28	21		4	T/P	500	2	392	19	8		
	Education, Education Materials and Technology Fair	1	13/12	13/12	1 000	1 000	300				20	2		6	T/P	1 000	1	392	19	8		
	Educatürk Education and Career Fair	1	16/12	17/12	1 891	1 891	0				91	0		0	T/P	16 751	0	101	19	8		
	Edufairs Turkey	1	26/4	27/4	1 000	1 000	800				40	32		2	T/P	1 240	0	197	19	8		








2014 EVENTS BY CITY

	Interval Year	Opening date	Closing date	Space						Exhibitors						Visitors				Organizer	Auditor	Industrysector	
				Rented Space (sq.m)						Exhibitors with their own stands			Represented firms			Admission for Trade/Public							
				Total	Halls		Open air		from ... countries	Total	Foreign	Total	Foreign	Total	Foreign	Total	Foreign						
					Total	Foreign	Total	Foreign															
Istanbul (TR)																							
Emitt 2014 18th East Mediterranean International Travel And Tourism Exhibition	1	30/1	2/2	28 919	28 919	4 333				1 076	333		0	T/P	27 638	1 658	204	19	6				
Eurasia Packaging 2014 Istanbul 20th International Packaging Industry Fair	1	18/9	21/9	33 906	33 906	1 298				1 167	110		447	T/P	50 783	5 355	592	19	11				
Eurasia Boatshow 2014 7th International Boat, Marine Equipments & Accessories Exhibition	1	14/2	23/2	36 842	36 842	421				288	6		349	T/P	65 328	4 300	565	19	26				
Eurasia Elevator Fair	1	25/9	28/9	7 342	7 342	70				97	2		0	T/P	17 149	1 248	395	19	5				
Eurasia Expotool Istanbul	1	26/6	28/6	1 507	1 507	144				74	9		49	T/P	1 548	309	684	19	5				
Eurasia Motobike Expo	1	27/2	2/3	13 371	13 371	253				148	26		73	T/P	103 314	532	182	19	16				
Eurasia Stock Breeding 2014 4th Stock Breeding, Equipment, Poultry and Dairy Industry Fair	1	22/1	25/1	1 455	1 455	83				50	6		9	T/P	36 782	1 981	694	19	1				
EVTEKS 2014 20th Istanbul Hometextiles Exhibition	1	21/5	25/5	58 500	58 500	4 387				771	130		0	T/P	114 813	39 675	395	19	12				
Expo Tunnel Turkey	1	28/8	31/8	4 424	4 424	439				107	19		45	T/P	3 018	422	170	19	5				
EXPOMED 21st International Istanbul Medical Analysis, Diagnosis, Treatment, Rehabilitation Product, Device, System, Technology, Equipment and Hospitals Fair	1	3/4	6/4	16 812	16 812	2 776				1 147	265		495	T/P	34 283	4 801	592	19	22				
EXPONATURA'14	1	9/1	12/1	2 800	2 800	15				160	1		12	T/P	16 794	430	681	19	22				
EYAFEXPO	1	4/12	7/12	3 044	3 044	84				90	6		71	T/P	15 415	421	469	19	27				
Fashionist Evening Gowns, Wedding Dresses and Suits Fair	1	21/11	23/11	6 176	6 176	1 275				106	23		0	T/P	19 700	11 800	556	19	25				
Fastener Fair Turkey	1	20/11	21/11	2 108	2 108	251				130	35		32	T/P	1 800	405	459	19	21				
Fespa Eurasia	1	4/12	7/12	8 219	8 219	1 165				146	28		56	T/P	8 625	1 784	270	19	4				
FI Istanbul 2014 2nd Food Components,Solutions,Additives and Ingredients Fair	1	24/4	26/4	2 883	2 883	530				104	35		23	T/P	4 703	1 740	697	19	2				
Flower Show Turkey 2014 Eurasia Plant Fair - Istanbul Ornamental Plants, Landscape and Sub-Industries Specialization Fair	1	27/11	30/11	11 632	11 632	2 101				333	93		45	T/P	11 385	1 532	165	19	12				
Fluid Power Fair 2014	1	20/2	22/2	1 630	1 630	0				23	0		6	T/P	2 800	156	169	19	19				
Forex World Istanbul, Forex nd Derivatives Conference and Expo	1	25/9	28/9	533	533	123				41	12		0	T/P	1 982	150	624	19	4				
Fresh Türkiye / Fresh Vegetable, Fruit Storage and Packaging Exhibition	1	10/1	12/1	4 500	4 500	500				57	5		0	T/P	9 000	990	649	19	1				
GameX/Computer 2014 39th International Computer and Digital Games Fair	1	4/12	7/12	5 200	5 200	1 805				78	20		13	T/P	127 469	2 567	606	19	21				
Garden 2014	1	27/3	29/3	1 890	1 890	165				27	3		20	T/P	6 820	462	274	19	12				
Garden World 2014	1	26/2	2/3	3 002	3 002	0				53	0		2	T/P	22 956	592	692	19	12				
Glass Expo Istanbul 2014 4th Glass Products, Applications, Production, Processing Technologies	1	12/3	15/3	14 143	14 143	378				227	32		106	T/P	53 835	5 846	691	19	13				
Halal Expo Istanbul 2014	1	4/9	7/9	1 566	1 566	48				73	3		0	T/P	17 874	1 587	135,565	19	2				
Healthy Diet and Natural Products Fair	1	15/5	18/5	600	600	0				53	0		0	T/P	4 625	0	424	19	22				
Hometex 2014	1	19/11	22/11	27 960	27 960	168				432	6		0	T/P	12 842	2 577	395	19	12				
Horse and Equestrian Fair EQUIST Istanbul Horse Show	1	11/4	13/4	1 587	1 587	140				80	12		15	T/P	11 557	682	205	19	3				

2014 EVENTS BY CITY

	Interval Year	Opening date	Closing date	Space						Exhibitors						Visitors				Organizer	Auditor	Industry sector
				Rented Space (sq.m)						Exhibitors with their own stands			Represented firms			Admission for Trade/Public						
				Total	Halls		Open air		from ... countries	Total	Foreign	Total	Foreign	Total	Foreign	Admission for Trade/Public	Total	Foreign				
					Total	Foreign	Total	Foreign														
Istanbul (TR)																						
ufi	HOSTECH BY TUSID 2014	1	12/3	16/3	23 733	23 733	259				255	9		109	T/P	27 150	2 865	633	19	2		
	HPCI	1	3/12	4/12	501	501	228				88	40		23	T/P	643	107	624	19	14		
	Human Resources Exhibition 2014	1	12/2	13/2	1 850	1 850	0				93	0		0	T/P	2 000	0	228	19	4		
	Hydraulic Pneumatic Congress and Exhibition	1	22/10	25/10	430	430	0				41	0		4	T/P	2 113	42	424	19	19		
	IBATECH 7th International Trade Fair for Bakery, Pastry Machinery, Ice Cream, Chocolate and Technologies	1	10/4	13/4	31 558	31 558	1 261				286	33		51	T/P	46 502	12 805	495	19	2		
	IBS Mother Baby Child Fair	1	12/12	14/12	5 284	5 284	0				121	0		0	T/P	92 784	0	101	19	3		
ufi	ICCI-20th International Energy And Environment Fair And Conference	1	24/4	26/4	8 228	8 228	3 477				250	118		72	T/P	6 326	346	625	19	9		
	IDEX 2014 12th Istanbul Dental Exhibition	1	3/4	6/4	8 149	8 149	601				190	31		20	T/P	9 053	718	135	19	22		
	IDF 2014 Istanbul 9th Leather Fair	1	18/11	20/11	13 640	13 640	607				354	39		110	T/P	15 093	1 868	694	19	25		
	IEFT Education Fairs Of Turkey	1	17/3	17/3	820	820	750				80	75		0	T/P	1 600	0	394	19	8		
	IEFT Education Fairs Of Turkey	1	8/11	9/11	1 200	1 200	1 000				170	160		0	T/P	8 500	0	394	19	8		
	IEFT Education Fairs Of Turkey	1	10/11	10/11	500	500	467				75	70		0	T/P	1 600	0	394	19	8		
	IEFT Education Fairs Of Turkey	1	15/3	16/3	1 200	1 200	1 000				170	160		0	T/P	8 200	0	394	19	8		
ufi	Ifexpo 2014 11th International Istanbul Ready to Wear Fair	1	6/2	8/2	7 384	7 384	0				190	0		18	T/P	7 680	1 312	694	19	25		
	IFINTEC Finance Technologies Conference and Fair	1	8/4	10/4	1 149	1 149	144				24	12		0	T/P	1 042	1 042	327	19	4		
	INARTS Overseas Art Schools Fair	1	12/4	13/4	175	175	96				25	16		0	T/P	450	10	377	19	8		
	INARTS Overseas Art Schools Fair	1	18/10	19/10	145	145	84				20	14		0	T/P	500	5	377	19	8		
	Innovation Turkey, New Technologies Summit and Expo	1	13/11	16/11	3 700	3 700	0				40	0		0	T/P	2 700	270	26	19	4		
	Innovation Turkey, Patent Summit and Expo	1	13/11	16/11	2 700	2 700	0				25	0		0	T/P	2 700	270	26	19	4		
	Innovation Turkey, R&D Summit and Expo	1	7/5	9/5	1 500	1 500	0				20	0		0	T/P	1 700	0	26	19	4		
	Innovation Turkey, University Projects Summit and Expo	1	13/11	16/11	3 700	3 700	0				38	0		0	T/P	3 600	270	26	19	4		
	Institutional excellence Fair	1	18/11	19/11	490	490	0				45	0		0	T/P	3 892	0	327	19	19		
	INTERGEO EURASIA Trade Fair and Conference	1	28/4	29/4	723	723	376				58	20		13	T/P	1 535	173	511	19	27		
	Interior Design&Decoration 2014	1	27/3	29/3	2 730	2 730	1 650				47	31		3	T/P	6 852	462	274	19	5		
ufi	INTERMOB 2014 17th International Furniture Side Industry, Accessories, Forestry Products And Wood Technology Fair	1	27/9	1/10	26 055	26 055	872				498	59		130	T/P	60 046	6 984	691	19	12		
	International Eurasia Rail Rolling Stock, Infrastructure and Logistics Exhibition	1	6/3	8/3	9 472	9 472	2 447				277	69		68	T/P	17 550	3 100	684	19	19		
	International Lightech 2013	1	6/3	9/3	7 416	7 416	646				167	53		29	T/P	15 319	766	628	19	18		
	International Logitrans Transport Logistics Exhibition	1	19/11	21/11	5 482	5 482	1 245				198	104		0	T/P	14 428	2 275	206	19	26		
ufi	IPACK 2014 29th International Packaging And Food Processing Systems Exhibition	1	4/9	7/9	6 320	6 320	124				121	9		16	T/P	15 934	3 465	185	19	11		
	ISK-SODEX 2014	1	7/5	10/5	53 535	53 535	3 598				881	243		450	T/P	84 816	9 050	349	19	5		
ufi	ISMOB 2014 Istanbul Furniture Fair	1	28/1	2/2	58 629	58 629	330				297	2		1	T/P	101 895	17 045	395	19	12		

2014 EVENTS BY CITY

	Interval Year	Opening date	Closing date	Space					Exhibitors					Visitors			Organizer	Auditor	Industrysector									
				Rented Space (sq.m)					Exhibitors with their own stands			Represented firms		Admission for Trade/Public														
				Total	Halls		Open air		from ... countries	Total	Foreign	Total	Foreign															
					Total	Foreign	Total	Foreign						Total	Foreign	Total					Foreign							
Istanbul (TR)																												
				ISSA Interclean Istanbul Industrial Cleaning Technologies and Services Exhibition and Conference	1	25/9	27/9	2 367	2 367	548								93	37		48	T/P	2 746	556	698	19	2	
				Istanbul Jewelry Show March 2014 38nd Istanbul International Jewelry, Watch & Equipment Fair	1	20/3	23/3	27 112	27 112	2 104								711	156		163	T/P	26 974	7 220	699	19	24	
				Istanbul Jewelry Show October 2014 39nd Istanbul International Jewelery, Watch and Equipment Fair	1	16/10	19/10	14 700	14 700	794								392	58		28	T/P	15 066	5 489	699	19	24	
				Istanbul Art 2014	1	25/9	28/9	5 253	5 253	4 335								101	82		0	T/P	21 860	5 672	274	19	3	
				Istanbul Beekeeping Fair	1	14/2	16/2	1 750	1 750	0								102	0		0	T/P	57 684	0	527	19	22	
				Istanbul Design Week	1	5/11	9/11	2 744	2 744	410								32	21		3	T/P	4 538	550	366	19	4	
				Istanbul Flight Training Exhibition	1	17/10	18/10	1 431	1 431	420								92	24		2	T/P	10 473	1 487	468	19	20	
				Istanbul Food - Tech 2014 9th Food and Beverage Technologies,Food Safety Additives and Ingredients	1	18/9	21/9	3 546	3 546	84								125	6		32	T/P	50 783	5 355	592	19	2	
				Istanbul Furniture Fair	1	28/1	1/2	9 415	9 415	210								92	2		3	T/P	9 288	1 182	184	19	12	
				Istanbul Health Expo Medical Products,Hospital, Equipment Exhibition	1	10/12	13/12	2 100	2 100	9								80	1		0	T/P	3 500	250	565	19	22	
				Istanbul Honey and Honey Products Exhibition 2014	1	21/11	23/11	502	502	0								59	0		0	T/P	5 180	0	624	19	2	
				Istanbul Medical Tourism Fair	1	11/6	13/6	1 977	1 977	0								64	0		3	T/P	1 509	166	684	19	6	
				Istanbul Window 2014 15th International Window	1	12/3	15/3	22 790	22 790	388								352	34		39	T/P	53 835	5 846	691	19	5	
				ITVF İstanbul TV Forum and Fair	1	12/6	14/6	2 600	2 600	139								45	6		4	T/P	3 849	626	327	19	4	
				KET 2014	1	13/2	16/2	1 048	1 048	0								47	0		13	T/P	14 317	104	691	19	27	
				LABTECH 17th International Istanbul Laboratory Technology System And Equipment Fair	1	3/4	6/4	665	665	120								99	13		58	T/P	34 283	4 801	592	19	22	
				Local Chain Stores Meeting 2014 Conference and Exhibition	1	16/4	17/4	2 654	2 654	0								54	0		12	T/P	6 016	0	327	19	4	
				MAKTEK Eurasia 2014	1	14/10	19/10	50 184	50 184	2 325								1 283	141		724	T/P	65 722	1 399	694	19	19	
				Marathon Expo 2014	1	13/11	15/11	4 850	4 850	0								57	0		14	T/P	39 202	15 060	274	19	3	
				Marketing Exhibition 2014	1	3/12	4/12	505	505	0								43	0		0	T/P	1 116	0	228	19	4	
				MINING TURKEY 2014	1	27/11	30/11	11 871	11 871	628								412	48		182	T/P	9 371	1 219	694	19	19	
				Mosque Construction Equipments Expo	1	20/2	23/2	3 700	3 700	0								66	0		0	T/P	5 000	0	26	19	5	
				Municipality-Urban 2014	1	27/11	30/11	5 963	5 963	0								172	0		30	T/P	7 592	576	592	19	3	
				MÜSIAD 2014 15th Müsiad Trade Fair	1	26/11	30/11	24 609	24 609	844								427	25		3	T/P	62 584	5 547	395	19	27	
				Natural Stone 2014 11th International Marble Natural Stone Products And Technologies Exhibition	1	4/6	7/6	8 714	8 714	460								141	28		23	T/P	3 492	509	135,565	19	19	
				No Dig Expo Turkey	1	28/8	31/8	1 380	1 380	330								52	29		16	T/P	2 340	160	170	19	5	
				OFI Turkey 2014	1	13/5	14/5	387	387	345								33	30		0	T/P	1 120	747	101	19	2	
				PaintIstanbul 2014	1	23/10	25/10	7 127	7 127	1 185								158	64		235	T/P	11 271	1 506	395	19	17	
				Pet Istanbul Trade Show	1	23/10	26/10	3 277	3 277	0								73	0		5	T/P	23 710	761	703	19	12	
				Plast Eurasia Istanbul 2014 24th International Istanbul Plastics Industry Fair	1	4/12	7/12	32 444	32 444	3 452								1 067	239		432	T/P	43 756	7 590	694	19	17	






2014 EVENTS BY CITY

Interval Year	Opening date	Closing date	Space						Exhibitors						Visitors				Organizer	Auditor	Industrysector
			Rented Space (sq.m)			Open air			Exhibitors with their own stands			Represented firms			Admission for Trade/Public						
			Total	Halls		Total	Foreign	from ... countries	Total	Foreign	Total	Foreign	Total	Foreign	Total	Foreign					
				Total	Foreign																
Istanbul (TR)																					
	1	7/5	10/5	2 769	2 769	19					40	1		15	T/P	7 500	160	349	19	2	
	1	29/10	31/10	4 424	4 424	1 113					153	67		0	T/P	8 294	1 381	396, 136	19	25	
ufi	1	27/3	29/3	1 223	1 223	25					34	1		7	T/P	783	50	395	19	4	
	1	4/9	7/9	6 122	6 122	0					77	0		28	T/P	11 700	305	274	19	4	
	1	20/3	23/3	2 160	2 160	126					21	4		46	T/P	4 175	108	274	19	4	
	1	1/3	1/3	288	288	282					48	47		0	T/P	1 357	0	101	19	8	
	1	18/10	18/10	342	342	336					57	56		0	T/P	1 323	0	101	19	8	
	1	11/9	14/9	7 089	7 089	263					74	9		0	T/P	23 256	3 300	633, 395	19	15	
	1	12/6	14/6	6 347	6 347	692					303	44		117	T/P	10 203	894	371	19	10	
	1	20/2	22/2	2 126	2 126	30					27	1		21	T/P	4 570	230	169	19	19	
	1	27/11	30/11	3 981	3 981	445					195	32		87	T/P	7 051	531	694	19	17	
	1	28/4	29/4	421	421	168					26	0		2	T/P	1 535	173	511	19	7	
	1	11/9	14/9	12 503	12 503	598					390	37		178	T/P	20 916	3 009	371	19	4	
	1	11/12	14/12	7 734	7 734	173					95	7		41	T/P	9 125	456	714, 1	19	22	
	1	27/11	29/11	2 667	2 667	49					100	7		5	T/P	10 352	420	325	19	2	
	1	17/4	20/4	4 084	4 084	377					59	8		0	T/P	5 171	1 165	373	19	12	
	1	26/2	27/2	638	638	0					38	0		0	T/P	1 050	305	329	19	26	
	1	9/4	13/4	12 043	12 043	84					150	4		1	T/P	16 300	750	137	19	8	
	1	13/2	16/2	2 881	2 881	36					54	1		5	T/P	6 250	10	424	19	1	
ufi	1	26/3	28/3	5 870	5 870	184					149	10		0	T/P	13 250	3 000	395	19	25	
ufi	1	26/3	29/3	8 336	8 336	478					286	29		154	T/P	21 467	2 315	694	19	25	
	1	4/11	6/11	1 752	1 752	1 407					115	101		0	T/P	5 248	1 312	488	19	16	
	1	29/5	1/6	9 700	9 700	48					69	2		22	T/P	5 647	122	137, 565	19	16	
	1	5/5	7/5	1 882	1 882	696					90	50		3	T/P	3 540	198	670	19	7	
	1	19/12	20/12	3 675	3 675	0					68	0		16	T/P	4 213	168	274	19	26	
	1	11/9	13/9	4 058	4 058	0					65	0		0	T/P	16 015	2 059	345	19	19	
	1	16/10	18/10	10 051	10 051	2 094					305	111		0	T/P	11 571	1 518	49	19	17	
	1	5/6	7/6	2 765	2 765	480					96	27		38	T/P	2 504	217	48	19	17	
	1	5/12	7/12	500	500	0					44	0		0	T/P	1 400	443	258	19	22	
	1	10/1	12/1	3 500	3 500	0					53	0		0	T/P	8 000	840	649	19	1	
ufi	1	26/2	2/3	29 064	29 064	286					330	14		63	T/P	67 229	5 396	694	19	5	
	1	13/2	16/2	2 509	2 509	0					53	0		8	T/P	14 317	104	592	19	2	

2014 EVENTS BY CITY

	Interval Year	Opening date	Closing date	Space						Exhibitors						Visitors				Organizer	Auditor	Industrysector	
				Rented Space (sq.m)						Exhibitors with their own stands			Represented firms			Admission for Trade/Public							
				Total	Halls		Open air		from ... countries	Total	Foreign	Total	Foreign	Total	Foreign								
					Total	Foreign	Total	Foreign								Total	Foreign						
Istanbul (TR)																							
	1	19/3	22/3	3 660	3 660	209					80	12		20	T/P	77 204	3 124	348	19	26			
	1	19/3	22/3	12 218	12 218	1 655					317	82		323	T/P	77 204	3 124	348	19	18			
	1	19/3	22/3	9 194	9 194	587					266	23		152	T/P	77 204	3 124	348	19	18			
	1	19/3	22/3	4 611	4 611	769					132	42		109	T/P	77 204	3 124	348	19	19			
	1	5/6	8/6	12 425	12 425	792					419	53		136	T/P	28 117	1 304	348	19	19			
	1	5/6	8/6	1 621	1 621	133					83	7		31	T/P	28 117	1 304	348	19	19			
	1	5/6	8/6	2 366	2 366	20					90	2		41	T/P	28 117	1 304	347,89	19	19			
	1	27/9	1/10	20 056	20 056	333					376	27		228	T/P	60 046	6 984	691	19	1			
	1	10/1	12/1	3 600	3 600	0					138	0		0	T/P	51 700	255	556	19	25			
	1	4/9	7/9	12 445	12 445	1 145					329	59		21	T/P	15 934	3 465	185	19	2			
	1	20/3	23/3	5 052	5 052	229					216	25		7	T/P	11 529	1 087	131	19	1			
	1	19/11	22/11	2 084	2 084	35					45	1		0	T/P	4 000	300	395	19	13			
Izmir (TR)																							
	1	6/3	9/3	5 012	5 012	0					173	0		68	T/P	9 818	258	728	19	18			
	1	19/4	27/4	6 385	6 385	21					298	1		18	T/P	407 000	0	694	19	3			
	1	28/4	1/5	1 000	1 000	20					100	2		0	T/P	750	500	680	19	5			
	1	6/11	9/11	7 692	7 692	98					248	6		48	T/P	28 418	278	730	19	5			
	1	1/12	4/12	1 200	1 200	9					120	2		2	T/P	1 000	500	680	19	2			
	1	29/8	7/9	56 784	56 784	2 905					1 132	225		7	T/P	1 591 312	589	402	19	27			
	1	27/2	27/2	1 005	1 005	775					35	27		1	T/P	2 302	9	23	19	8			
	1	23/10	23/10	907	907	718					49	35		2	T/P	1 487	6	23	19	8			
	1	22/5	25/5	23 735	23 735	0					121	0		22	T/P	12 377	1 609	561	19	1			
	1	22/5	25/5	23 735	23 735	0					121	0		22	T/P	12 377	1 609	561	19	1			
	1	9/1	12/1	6 940	6 940	55					155	3		2	T/P	4 567	215	402	19	25			
	1	11/12	14/12	5 873	5 873	0					121	0		0	T/P	5 434	149	402	19	25			
	1	12/6	15/6	8 629	8 629	65					114	3		0	T/P	2 260	230	402	19	25			

2014 EVENTS BY CITY




	Interval Year	Opening date	Closing date	Space						Exhibitors						Visitors				Organizer	Auditor	Industrysector	
				Rented Space (sq.m)						Exhibitors with their own stands			Represented firms			Admission for Trade/Public		Total					
				Total	Halls		Open air		from ... countries	Total	Foreign	Total	Foreign	Total	Foreign	Admission for Trade/Public	Total	Foreign					
					Total	Foreign	Total	Foreign															
Izmir (TR)																							
	DLG-ÖÇP Field Days 2014	1	22/5	25/5	1 867	1 867	96				119	6		16	T/P	23 256	520	178	19	1			
	Ecology İzmir 5th "Organic Products Fair"	1	10/4	13/4	1 442	1 442	0				102	0		0	T/P	7 826	201	402	19	22			
	Edufairs Turkey	1	24/4	24/4	1 000	1 000	800				28	23		2	T/P	420	0	197	19	8			
	FOODEX İzmir Food and Food Technologies Fair	1	23/10	26/10	4 980	4 980	225				132	9		0	T/P	8 590	670	309	19	2			
	Future Fish Eurasia 7th International Fair For Fish Imports/Exports, Processing, Aquaculture And Fisheries	1	5/6	7/6	3 842	3 842	495				252	34		103	T/P	6 169	1 058	76	19	1			
	IEFT Education Fairs Of Turkey	1	13/3	13/3	400	400	372				90	80		0	T/P	2 000	0	394	19	8			
	IEFT Education Fairs Of Turkey	1	6/11	6/11	400	400	372				75	70		0	T/P	2 200	0	394	19	8			
	If Wedding Fashion İzmir "8th International Wedding Dresses, Suits And Evening Gowns Fair"	1	22/1	25/1	13 493	13 493	668				171	21		0	T/P	14 881	2 441	402	19	25			
	Inelex 9th Elevator And Elevator Technologies Fairth	1	23/5	25/5	8 064	8 064	140				148	7		16	T/P	10 812	540	201	19	5			
	Izfaş Boat Show İzmir "2nd Boat Yatching&Marine Fair"	1	7/5	11/5	7 197	7 197	0				156	0		61	T/P	7 861	23	402	19	26			
	KENT EXPO 2nd Urbanism and City Demands Fair	1	16/10	19/10	5 978	5 978	0				62	0		0	T/P	2 175	29	402	19	10			
	Marble "20thInternational Natural Stone And Technology Fair"	1	26/3	29/3	45 000	45 000	1 780				1 187	84		275	T/P	58 169	5 962	402	19	19			
	Modeko 2014 Izmir Furniture Fair	1	26/2	2/3	12 917	12 917	0				193	0		0	T/P	26 378	814	201	19	12			
	Olivtech "4th Olive,Olive Oil and Technology Fair"	1	10/4	13/4	2 912	2 912	0				184	0		0	T/P	7 826	201	402	19	2			
	Travel Turkey İzmir "8th Tourism Fair and Conference"	1	4/12	7/12	12 489	12 489	869				902	34		0	T/P	28 073	424	401,343	19	6			
Izmit (TR)																							
	SANTEK'14	1	25/9	28/9	6 865	6 865	0				141	0		0	T/P	20 650	479	34	19	5			
Jönköping (S)																							
	Bilsport Performance & Custom Motor Show	1	18/4	21/4	19 795	19 256	539				5	218			P	67 373		293	17	16			
	Elmia Automation	2	6/5	9/5	4 421	4 421	0				7	129		156	T	5 950		208	17	19			
	Elmia Avfall & Återvinning (former named as "Elmia Waste & Recycling")	2	30/9	2/10	1 283	947	336				7	56		14	T	1 288		208	17	10	cf. note		
	Elmia Garden	1	8/10	9/10	4 829	4 829	0				10	171		35	T	3 454		208	17	3			
	Elmia Husvagn Husbil - Scandinavian Caravan Show	1	10/9	14/9	32 253	31 497	756				7	150		23	P	35 242		209	17	3			
	Elmia Lantbruk, Maskin & Fält - Elmia Agricultural Exhibition, Mashinery & Cultivation	1	22/10	25/10	16 500	16 351	149				6	176		46	T	16 975		208	17	1			
	Elmia Svets- och Fogningsteknik	2	6/5	9/5	2 315	2 315	0				5	84		51	T	5 539		208	17	19			
	Elmia Underleverantör - Elmia Subcontractor	1	11/11	14/11	18 212	18 212	0				31	1 162			T	14 705		208	17	19			
	Elmia Äldre	2	5/3	6/3	1 066	1 066	0				1	63		0	T	1 930		208	17	22			
	Fjärrvärmemässan	2	30/9	2/10	2 027	2 027	0				7	97		36	T	1 292		208	17	5	cf. note		
	GIT	1	18/3	20/3	592	592	0				4	31		1	T	807		208	17	4			
	Lastbil - Truck Exhibition	2	20/8	23/8	67 642	11 333	56 309				17	426		12	T	35 563		208	17	26			
	MellanskogsElmia	2	22/8	23/8	15 878	0	15 878				3	147		5	T	5 268		208	17	1			
	VA-Mässan	2	30/9	2/10	7 558	7 230	328				10	271		164	T	5 479		208	17	5	cf. note		

Note: Elmia Avfall & Återvinning, VA-mässan and Fjärrvärmemässan was held simultaneously and visitors had access to all three fairs. Total number of visitors was equal to 8059.

2014 EVENTS BY CITY

Interval Year	Opening date	Closing date	Space						Exhibitors						Visitors				Organizer	Auditor	Industrysector
			Rented Space (sq.m)						Exhibitors with their own stands			Represented firms			Admission for Trade/Public						
			Total	Halls		Open air		from ... countries	Total	Foreign	Total	Foreign	Total	Foreign	Total	Foreign					
	Total	Foreign	Total	Foreign																	
Jyväskylä (SF)																					
Building and Home Renovation 2014	1	14/3	16/3	6 028	5 771			257		2	270			70		P	19 326		409	14	5
Electricity Telecommunication Light and Audio Visual 2014	2	5/2	7/2	9 331	9 331			0		8	239			563		T	14 564		410	14	21
FinnMateria 2014	2	18/11	20/11	3 081	2 983			98		8	144			69		T	3 155		409	14	19
Housing Fair in Jyväskylä 2014	1	11/7	10/8	10 810	6 967			3 843		1	126			0		P	114 941		674	14	15
Joulumarkkinat 2014	1	29/11	30/11	2 919	2 919			0		3	270			0		P	22 287		409	14	3
Jyväskylän Kädentaito-, Antikki- ja Hyvinvointimessut 2014	1	5/4	6/4	1 946	1 946			0		1	251			0		P	8 645		409	14	3
KoneAgria 2014	1	8/10	11/10	21 274	16 216			5 058		5	219			156		T	19 045		409	14	1
Neste Oil Rally HQ 2014	1	30/7	3/8	7 788	12			7 776		6	27			0		T	54 764		409	14	16
Tekniikka 2014, Kyberturvallisuus 2014	2	3/9	5/9	3 456	3 416			40		3	159			525		T	10 249		410	14	7
Turvallisuus 2014	2	3/9	6/9	4 997	2 768			2 229		2	103			224		T	11 499		410	14	7
Kahramanmaraş (TR)																					
1st Textile and Clothing Machinery, Side Industry and Accessories	1	23/10	25/10	3 934	3 934	984					267	91		104	T/P	7 891	232	193	19	25	
Agriculture, Greenhouse, Livestock and Technology Fair	1	6/11	8/11	3 250	3 250	0					71	0		14	T/P	15 852	0	193	19	1	
Urban Transformation and Building Materials Exhibition	1	13/11	15/11	2 640	2 640	0					50	0		0	T/P	5 621	0	193	19	5	
Kalajoki (SF)																					
Holiday Housing Fair in Kalajoki 2014	1	23/6	6/7	4 528	3 536			992		1	67			0		P	40 609		674	14	15
Karlsruhe (D)																					
IT-TRANS - Intern. Conference and Exhibition for IT Solutions in Public Transport	2	18/2	20/2	2 796	2 796	1 117		0		24	145	58	16	2	T	3 708	1 290	412	11	21	
LEARNTEC - Learning with IT	1	4/2	6/2	3 312	3 312	362		0		10	211	26	17		T	6 685	515	412	11	8	
TIERisch gut - Pet fair	1	8/11	9/11	5 982	5 982	181		0		7	282	11	1		P	33 091	794	412	11	3	
Kastamonu (TR)																					
Kastamonu Wood Fair	1	28/8	31/8	1 920	1 920	0					50	0		0	T/P	30 000	350	624	19	1	
Katowice (PL)																					
DREMASILESIA	1	25/4	27/4	1 010	1 010	50		0	0	2	44	1			T	832		519	5	5	
GLOB 2014	1	28/3	30/3	2 169	1 915	368		254	0	15	254	49			T/P	5 772	87	253	5	6	
HaPeS	2	21/10	23/10	2 332	2 290	297		42	0	11	110	15			T	2 615		253	5	19	
Healthlife	2	7/4	13/4	210	0	0		210	0	1	21	0			T/P			253	5	2	
SWEETTARG	1	1/3	3/3	2 069	2 033	90		36	0	3	87	3			T	1 617	28	253	5	2	
Kayseri (TR)																					
Book Fair	1	17/10	26/10	2 000	2 000	0					83	0		0	T/P	120 000	0	250	19	3	
K.MOB 2014	1	23/4	27/4	13 577	13 577	251					152	25		0	T/P	50 893	722	694	19	12	
KayseriAgricultural 2014-Agricultural and Stock Farming Fair	1	20/3	23/3	25 000	25 000	0					217	0		0	T/P	93 000	0	70	19	1	
Kayyapı 2014	1	10/4	13/4	3 400	3 400	0					90	0		6	T/P	13 425	126	681	19	5	
Kazan (RU)																					
Agrocomplex: Interagro. Animed. Farmer of the Volga Region	1	19/2	21/2	3 411	853	169		2 558	222	9	132	14	19	0	T/P	6 520	0	413	16	1	
Energy. Resource-Saving	1	18/3	20/3	2 440	2 353	448		87	0	11	170	22	42	0	T/P	6 120	120	413	16	9	












2014 EVENTS BY CITY

	Interval Year	Opening date	Closing date	Space					Exhibitors					Visitors			Organizer	Auditor	Industrysector
				Rented Space (sq.m)					Exhibitors with their own stands			Represented firms		Admission for Trade/Public	Total				
				Total	Halls		Open air		from ... countries	Total	Foreign	Total	Foreign		Total	Foreign			
					Total	Foreign	Total	Foreign						Total					
Kempten (D)																			
	1	9/8	17/8	9 393	6 106	269	3 287	18	5	365	15			P	110 208		414	11	27
Kielce (PL)																			
	1	7/3	9/3	38 391	31 722	2 549	6 669	0	14	594	58			T/P	58 500		415	5	1
	1	11/4	13/4	2 044	2 044	15	0	0	4	140	3			T/P	incl. in DOM		415	5	6
	1	16/9	18/9	249	249	104	0	0	6	24	10			T	incl. in METAL		415	5	19
	1	14/5	17/5	11 371	4 705	871	6 666	1 109	22	312	63			T	15 215		415	5	5
	1	25/9	27/9	8 483	8 483	1 673	0	0	15	192	41			P	6 542		415	5	3
	1	27/2	1/3	7 829	7 829	705	0	0	7	216	13			T	3 171		415	5	13
	1	26/3	28/3	314	314	6	0	0	6	20	6			T	incl. in STOM		415	5	19
	1	16/9	18/9	356	356	39	0	0	5	32	11			T	incl. in METAL		415	5	19
	1	11/4	13/4	6 189	5 262	0	927	0	1	230	0			P	15 562		415	5	5
	1	19/9	21/9	1 083	626	0	457	0	1	75	0			P	3 814		415	5	5
	1	19/7	20/7	2 388	1 340	0	1 048	0	1	35	0			P	7 222		415	5	16
	1	15/11	16/11	907	874	4	33	0	2	136	1			P	in Wedding		415	5	10
	1	26/3	28/3	1 689	1 673	6	16	0	2	127	1			P	7 803		415	5	8
	2	12/6	14/6	5 764	2 343	249	3 421	0	13	121	13			T	5 643		415	5	4
	1	18/3	20/3	1 127	1 082	135	45	0	8	91	19			T	incl. in ENEX		415	5	10
	1	18/3	20/3	1 193	1 166	34	27	0	3	94	3			T	6 236		415	5	9
	2	22/10	24/10	1 817	1 817	917	0	0	13	108	61			T	1 877		415	5	5
	1	9/6	11/6	134	134	29	0	0	3	15	2			T	incl. in SACROEXPO		415	5	4
	1	26/3	28/3	455	455	82	0	0	7	34	7			T	incl. in STOM		415	5	19
	1	29/3	30/3	1 225	1 205	0	20	0	1	65	0			T	968		415	5	3
	1	11/4	13/4	1 300	300	0	1 000	0	1	51	0			P	incl. in DOM		415	5	3
	1	16/10	17/10	1 198	1 198	6	0	0	2	127	1			T/P	868		415	5	21
	1	19/9	21/9	380	380	347	0	0	2	35	33			T/P	den autumn		415	5	12
	1	8/11	9/11	462	462	18	0	0	2	41	1			P	4 223		415	5	3
	1	1/4	1/4	715	715	15	0	0	3	112	2			P	1 566		415	5	8
	1	8/4	8/4	138	138	10	0	0	1	33	0			P	2 194		415	5	8
	1	7/3	9/3	1 991	792	113	1 199	0	3	43	2			T/P	incl. in AGROTECH		415	5	1
	1	1/9	4/9	1 263	1 157	0	106	0	1	46	0			T	incl. in MSPO		415	5	26
	1	16/9	18/9	1 735	1 735	395	0	0	15	174	91			T	2 127		415	5	19
	1	1/9	4/9	23 497	14 960	4 317	8 537	3 118	27	221	65			T	13 075		415	5	7
	1	25/1	26/1	5 582	5 582	79	0	0	3	471	10			T/P	3 431		415	5	3
	1	6/12	7/12	1 720	1 720	0	0	0	1	193	0			P	2 247		415	5	3
	1	27/5	30/5	13 617	13 227	3 165	390	0	30	744	356			T	18 176		415	5	17
	1	25/6	26/6	1 404	1 399	149	5	0	10	110	12			T	1 026		415	5	4
	1	26/3	28/3	250	250	0	0	0	2	24	1			T	incl. in STOM		415	5	19
	1	2/6	4/6	350	350	41	0	0	3	25	2			T	348		415	5	4
	1	19/3	20/3	7 569	7 331	24	238	0	2	328	2			T	1 320		415	5	3
	1	3/4	5/4	718	718	12	0	0	2	33	1			T	1 014		415	5	22
	1	9/6	11/6	3 951	3 817	462	134	0	13	253	31			T	4 906		415	5	4
	1	12/2	15/2	5 418	5 418	625	0	0	10	152	18			T	2 870		415	5	3

2014 EVENTS BY CITY

	Interval Year	Opening date	Closing date	Space				Exhibitors						Visitors				Organizer	Auditor	Industrysector	
				Rented Space (sq.m)				Exhibitors with their own stands			Represented firms			Admission for Trade/Public		Total					
				Total	Halls		Open air		from ... countries	Total	Foreign	Total	Foreign	Total	Foreign	Total	Foreign				
Kielce (PL)																					
	1	26/3	28/3	5 203	5 197	613	6	0	9	171	32			T	6 504		415	5	19		
	1	15/11	16/11	386	386	5	0	0	2	61	1			P	incl. in Wedding		415	5	3		
	1	8/10	9/10	601	601	18	0	0	6	38	11			T	561		415	5	5		
	1	8/10	10/10	6 565	5 940	869	625	0	5	130	25			T	4 528		415	5	26		
	1	15/11	16/11	198	198	6	0	0	2	25	1			P	incl. in Wedding		415	5	14		
	1	15/11	16/11	662	662	0	0	0	1	55	0			P	5 561		415	5	3		
	1	26/3	28/3	463	463	45	0	0	3	22	3			T	incl. in STOM		415	5	19		
Kiev (UA)																					
	1	14/10	17/10	1 422	1 422	59	0	0	3	89	4			T	5 582		220	3	7		
	1	17/9	20/9	1 247	1 055	39	192	0	2	119	2			T/P	7 527	18	416	3	5		
	1	1/10	4/10	3 714	3 646	879	68	0	4	195	18			T/P	13 618	48	416	3	12		
	1	22/4	25/4	3 449	3 449	1 085	0	0	8	169	38			T	7 158		220	3	21		
	1	9/4	11/4	740	740	33	0	0	5	65	5			T/P	6 322	27	416	3	2		
	1	8/4	11/4	398	398	30	0	0	3	46	3			T	incl. in Industrial Cold		220	3	4		
	1	11/2	13/2	10 712	9 647	2 252	1 065	0	18	508	160			T/P	13 240	189	416	3	1		
	1	22/4	25/4	64	64	9	0	0	2	10	1			T	7 158		416	3	10		
	1	8/4	11/4	376	376	32	0	0	3	26	3			T	4 335		416	3	19		
	1	28/10	31/10	16 573	14 487	3 135	2 086	139	13	244	49			T/P	13 806	120	416	3	1		
	1	26/3	29/3	7 145	6 729	1 213	416	47	18	361	54			T/P	16 790	65	416	3	5		
	1	5/11	7/11	2 709	2 656	136	53	0	4	166	6			T/P	9 910	27	416	3	2		
	1	19/12	21/12	1 017	1 017	0	0	0	1	135	0			T/P	8 529	12	416	3	24		
	1	13/11	16/11	3 663	3 663	18	0	0	3	240	2			T/P	22 253	72	416	3	24		
	1	16/5	19/5	2 593	2 553	9	40	0	2	148	1			T/P	19 881	68	416	3	24		
	1	28/5	31/5	7 290	7 277	1 710	13	0	7	279	41			T/P	17 434	79	416	3	12		
	1	28/8	31/8	1 847	1 847	142	0	0	5	149	8			T/P	5 832	11	416	3	25		
	1	18/2	21/2	3 106	3 106	1 185	0	0	10	241	59			T/P	3 573	17	416	3	25		
	1	9/4	11/4	987	987	80	0	0	5	65	5			T/P	incl. in Food Expo/Bakery & Confe		416	3	11		
Kırklareli (TR)																					
	1	21/5	25/5	8 700	8 700	0				49	0		0	T/P	52 000	0	596	19	1		
	1	8/10	12/10	6 913	6 913	0				21	0		0	T/P	52 300	0	596	19	16		
	1	24/9	28/9	9 980	9 980	0				65	0		0	T/P	62 500	0	596	19	1		
Kırşehir (TR)																					
	1	26/9	29/9	5 165	5 165	0				75	0		0	T/P	15 643	0	44	19	1		
Klagenfurt (A)																					
	1	21/2	23/2	13 837	12 204	1 131	1 633	42	7	382	45	4	1	P	22 602	452	418	1	5		
	1	4/9	7/9	29 197	13 897	4 373	15 300	2 457	19	486	156	17	9	P	20 117	7 242	418	1	5		

2014 EVENTS BY CITY

	Interval Year	Opening date	Closing date	Space				Exhibitors						Visitors				Organizer	Auditor	Industry sector			
				Rented Space (sq.m)				Exhibitors with their own stands			Represented firms			Admission for Trade/Public		Total							
				Total	Halls		Open air		from ... countries	Total	Foreign	Total	Foreign	Total	Foreign	Total	Foreign					Total	Foreign
					Total	Foreign	Total	Foreign															
Köln (D)																							
																							
																							
																							
																							
																							
																							
																							
																							
																							
																							
																							
Konya (TR)																							




2014 EVENTS BY CITY

	Interval Year	Opening date	Closing date	Space						Exhibitors						Visitors				Organizer	Auditor	Industry sector	
				Rented Space (sq.m)						Exhibitors with their own stands			Represented firms			Admission for Trade/Public							
				Total	Halls		Open air		from ... countries	Total	Foreign	Total	Foreign	Total	Foreign	Admission for Trade/Public	Total	Foreign					
					Total	Foreign	Total	Foreign															
Konya (TR)																							
	1	15/5	18/5	1 364	1 364	0				48	0			1	T/P	18 728	35	693	19	10			
Kortrijk (BE)																							
	2		2/1	16 165	16 165	5 930	0	0	16	276	135				T	19 529	4 492	421	9	1			
Krakow (PL)																							
	1	18/9	19/9	558	558	173	0	0	6	39	7				T	723	101	661	5	19			
	1	23/10	26/10	4 034	4 034	173	0	0	21	696	76				T/P	52 321		661	5	8			
	1	20/3	22/3	3 058	3 058	136	0	0	8	207	10				P	free entry		661	5	8			
	1	5/11	7/11	969	969	559	0	0	19	173	106				T/P	incl. in HORECA		661	5	2			
	1	14/10	16/10	3 899	3 899	300	0	0	17	258	37				T	6 330	116	661	5	19			
	1	5/11	7/11	2 141	2 141	103	0	0	10	183	13				T	11 759		661	5	2			
	1	20/11	21/11	1 687	1 687	252	0	0	18	137	45				T	2 699	70	661	5	17			
	1	6/3	8/3	4 085	4 073	209	12	0	18	312	69				T	12 223		661	5	22			
	1	27/5	28/5	328	328	34	0	0	5	47	4				T	403		661	5	21			
	1	24/5	25/5	4 892	4 883	460	9	0	4	151	30				P	10 702		661	5	16			
	1	29/10	30/10	1 792	1 792	381	0	0	11	145	34				T	2 327		189	5	26			
	1	26/9	28/9	467	467	98	0	0	6	66	19				T/P	654	11	661	5	3			
Krasnodar (RU)																							
	1	26/2	1/3	11 303	7 241	1 050	4 062	36	16	472	54	28	3	T/P	14 177	142	423	16	5				
Kütahya (TR)																							
	1	15/8	30/8	2 000	2 000	200				116	5			0	T/P	12 000	600	595	19	27			
	1	17/4	20/4	6 080	6 080	0				152	0			0	T/P	76 183	0	298	19	1			
La Roche sur yon (F)																							
	1	28/11	30/11	612	612	0	0	0	0	58	0				P	3 370	0	320	10	2			
La Rochelle (F)																							
	1	15/03	18/03	2 129	2 129	0	0	0	0	124	0				P	7 982	0	143	10	3			
	1	01/10	03/10	15 947	10 351	199	5 596	219	8	382	12				T	5 246	73	259	10	3			
	1	28/11	30/11	396	396	0	0	0	0	35	0				P	7 711	0	143	10	2			
	1	29/08	07/09	27 839	9 962	153	17 877	0	4	397	7	397	7	P	46 426	0	143	10	27				
	1	01/05	11/05	24 168	14 372	699	9 797	78	9	504	23	906	366	P	73 462	0	61	10	27				
	1	08/11	11/11	999	999	0	0	0	0	92	0				P	9 632	0	143	10	2			
	1	17/09	22/09	23 961	4 273	319	19 688	1 590	18	400	40	264	144	T/P	55 695	1 155	332	10	3				
	1	17/01	18/01	1 329	1 329	0	0	0	0	143	0				P	15 870	0	426	10	8			
	1	28/03	30/03	2 644	2 348	48	296	0	1	128	1	129	1	P	4 741	0	143	10	13				
	1	14/10	15/10	856	856	0	0	0	0	92	0				P	4 155	0	69	9	4			
	2	25/02	28/02	8 297	8 297	819	0	0	5	263	40	229	142	T	9 500	989	61	10	19				
	1	11/04	13/04	10 476	591	0	9 885	0	0	24	0				P	4 825	0	143	10	26			
Lahti (SF)																							
	1	19/9	21/9	12 653	12 420		233		5	83		88		P	14 609		429	14	3				
	1	1/11	2/11	2 539	2 539		0		3	146		37		P	7 787		429	14	3				
	3	12/11	14/11	1 322	1 322		0		5	79		10		T	3 765		429	14	17				

2014 EVENTS BY CITY

	Interval Year	Opening date	Closing date	Space					Exhibitors					Visitors			Organizer	Auditor	Industrysector	
				Rented Space (sq.m)					Exhibitors with their own stands			Represented firms		Admission for Trade/Public	Total					
				Total	Halls		Open air		from ... countries	Total	Foreign	Total	Foreign							
					Total	Foreign	Total	Foreign							Total	Foreign				
Lahti (SF)																				
Nainen/Elämäsi Juhlat 2014	1	15/2	16/2	1 051	1 051		0		2	127		5		P	3 217		429	14	3	
Raksa	1	7/3	9/3	5 906	5 866		40		2	298		40		T/P	20 643		429	14	5	
L'Aigle (F)																				
BOURSE D'ECHANGE AUTOS MOTOS ET TRACTOS	1	19/10	19/10	5 000	5 000	36	0	0		201	2			P	13 260	30	440	9	16	
Las Palmas de Gran Canaria (E)																				
FERIA GRAN CANARIA ACCESIBLE 2014	1	15/5	17/5	1 570	233	0	0	0	1	15	0	0	0	P			379	13	22	
FISALDO 2014	1	11/6	15/6	3 717	3 717	0	0	0	1	104	0	0	0	P			379	13	25	
Lausanne (CH)																				
Baby&Kid Planet	1	10/10	12/10	1 285	1 285		0	0		75	0			T/P	5 992	300	470		8	
Bitoubi	1	4/6	5/6	420	420		0	0		63				T/P	1 580		563		21	
Bourse internationale aux armes	1	5/12	7/12	1 200	1 200		0	0		90				T/P	6 000		100		3	
Comptoir Suisse	1	19/9	28/9	10 358	10 358		0	0		432	46			T/P	125 000	6 250	470		27	
CREATIVA Lausanne	1	19/9	22/9	750	750		0	0		40	10			T/P	10 000	500	470		3	
Gastronomia	2	9/11	12/11	5 931	5 931		0	0		180	10			T/P	12 000	1 200	470		2	
HABITAT-JARDIN	1	8/3	16/3	23 475	23 475		0	0		510	28			T/P	78 000	3 900	470		3	
Léman International Fair	1	2/11	2/11	750	750		0	0		130				T/P	3 000		439		8	
MariNatal Lausanne	1	24/1	26/1	1 005	1 005		0	0		79				T/P	2 600		202		3	
Mednat Expo & Agrobiorama Expo	1	27/3	30/3	2 058	2 058		0	0		202	44			T/P	15 000	750	470		1	
Salon des antiquaires et des Arts du XXe siècle	1	15/11	23/11	1 324	1 324		0	0		38				T/P	10 747		657		3	
Salon des Métiers et de la Formation	1	25/11	30/11	5 000	5 000		0	0		80	0			T/P	30 000	0	470		8	
Salon Formativa et Contactiva	1	28/3	29/3	800	800		0	0		103				T/P	2 500		217		8	
Salon Naville	1	2/11	4/11	650	650		0	0		35				T/P	650		528		4	
Salon PLUS	1	4/10	5/10	245	245		0	0		20				T/P	1 450		705		22	
SECURITE LAUSANNE	2	29/10	31/10	1 422	1 422		0	0		75	0			T/P	2 030	203	470		7	
SWISS EXPO	1	16/1	19/1	4 556	4 556		0	0		150				T/P	23 000		655		1	
Whisky&More Lausanne	1	3/10	4/10	250	250		0	0		20				T/P	800		720		2	
WISE - Work in Sport Exhibition	1	7/5	8/5	340	340		0	0		37	16			T/P	900	300	470		8	
Le Havre (F)																				
FOIRE EXPOSITION	1	08/11	16/11	3 014	2 954	0	60	0	0	215	0			P	27 281	0	535	10	27	
HABITAT & DECORATIO	1	14/03	17/03	2 465	2 453	0	12	0	0	141	0			P	6 220	0	535	10	13	
VINS ET GASTRONOMIE	1	01/03	03/03	1 290	1 290	0	0	0	0	120	0			P	14 141	0	320	10	2	
Le Mans (F)																				
BELLE BROCANTE	1	04/01	05/01	1 069	1 069	0	0	0	0	75	0			P	2 600	0	547	9	3	
PUCES DE PRINTEMPS	1	22/02	23/02	1 152	1 152	0	0	0	0	70	0			P	2 932	0	547	9	27	
PUCES SARTHOISES	1	08/11	09/11	1 397	1 397	0	0	0	0	87	0			P	3 848	0	547	9	3	
SALONS CE CONTACT LE MANS	1	03/04	03/04	185	185	5	0	0		36	1			T	300	0	142	10	4	
VINS ET GASTRONOMIE	1	05/12	07/12	864	864	0	0	0	0	88	0			P	6 184	0	320	10	2	
Leipzig (D)																				
CADEAUX Leipzig (Autumn) - Trade Fair for Gifts and Lifestyle Trends - COMFORTEX, Trade Fair for Interior Design	1	6/9	8/9	10 070	10 070	643	0		15	327	26	4		T	7 931		437	11	13	
CADEAUX Leipzig (Spring) - Trade Fair for Gifts and Lifestyle Ideas	1	1/3	3/3	7 177	7 177	456	0		11	227	19	3		T	7 208		437	11	13	

2014 EVENTS BY CITY

	Interval Year	Opening date	Closing date	Space						Exhibitors						Visitors				Organizer	Auditor	Industrysector	
				Rented Space (sq.m)						Exhibitors with their own stands			Represented firms			Admission for Trade/Public		Total					
				Total	Halls		Open air		from ... countries	Total	Foreign	Total	Foreign	Total	Foreign	Admission for Trade/Public	Total	Foreign					
					Total	Foreign	Total	Foreign															
Leipzig (D)																							
	denkmal - Trade Fair for Conservation, Restoration and Old Building Renovation	2	6/11	8/11	8 083	8 083	1 953	0	17	432	89			T/P	11 262	833	437	11	5				
	FACHDENTAL Leipzig - Show for dental surgeries and laboratories	1	26/9	27/9	4 406	4 406	437	0	14	253	29	4	1	T	4 385		431	11	22				
	HAUS-GARTEN-FREIZEIT - Leipzig Fair Home - Garden - Leisure - The consumer fair for the whole family/ Central German Handicrafts Fair/Beach & Boat	1	15/2	23/2	29 856	29 856	2 458	0	19	1 155	110			P	182 503	748	437	11	27				
	MIDORA - TRADE FAIR FOR WATCHES AND JEWELLERY	1	6/9	8/9	2 625	2 625	86	0	3	104	5			T	1 649		437	11	24				
	models-hobbies-games. Exhibition for Modelling, Model Railways, Creative Art and Play	1	3/10	5/10	19 788	19 438	886	350	12	611	48	2	1	P	94 713		437	11	3				
	OTWorld - Intern. trade show for orthopaedic technology	2	13/5	16/5	17 253	17 253	5 348	0	37	548	260			T	20 169	6 454	437	11	22				
	Veterinary Congress with Industrial Exhibition vetexpo	2	16/1	18/1	3 191	3 191	180	0	11	194	14			T	10 837	614	437	11	22				
Libramont (BE)																							
	Foires de libramont		25/7	28/7	99 000	10 840		88 160				826	165	T/P	222 000	26 640	704		1				
Liège (BE)																							
	Habitat		22/11	30/11	15 500	15 500	364	0	231	229	12	745	52	P	40 149	547	443		12				
	Jardin expo		27/2	2/3	12 400	12 400	114	0	113	114	6	395	43	P	20 624	362	443		9				
	Vert bleu soleil		13/2	16/2	12 450	12 450	0	0	205	175	260	221	0	P	18 868	500	443		6				
Lille (F)																							
	AMENAGO	1	01/11	11/11	6 772	6 772	627	0	0	3	169	17		P	28 946	0	319	10	13				
	ART UP (ANCIENNEMENT LILLE ART FAIR)	1	12/02	16/02	3 997	3 997	1 176	0	0		108	29		T/P	25 458	0	445	9	3				
	COLLECTIONS	2x1	14/05	15/05	1 776	1 776	1 179	0	0	10	120	84		T	1 851	656	222	10	25				
	COLLECTIONS	2x1	26/11	27/11	1 087	1 087	357	0	0	6	57	23		T	1 715	492	578	10	25				
	CONSTRUIRE EXEMPLAIRE	1	11/06	12/06	550	550	31	0	0	2	31	2		T	2 057		319	10	5				
	CONSTRUIRE NATUREL	1	01/11	03/11	950	950	117	0	0	1	49	5		P	983		319	10	13				
	CREER	1	15/09	17/09	1 620	1 620	0	0	0	160	0			P	10 663	110	445	9	27				
	ENERGIES FROID NORD	1	09/04	10/04	828	828	54	0	0		59	5		T	682	23	162	9	10				
	ENERGIMO IMMOTISSIMO	1	14/03	16/03	3 365	3 365	108	0	0		101	4		P	8 604	0	319	10	15				
	ENVIES CULINAIRES	1	08/11	11/11	993	993	24	0	0	2	64	2	67	2	P	7 193	0	319	10	2			
	ENVIRONORD	1	11/06	13/06	1 804	1 804	293	0	0		97	28		T	2 057	0	319	10	10				
	ID CREATIVES	1	23/10	26/10	1 225	1 225	71	0	0	3	72	6		P	13 582	0	319	10	3				
	LYCEEN ET ETUDIANT	1	16/01	18/01	3 994	3 994	201	0	0	4	289	17		P	72 156	0	427	10	8				
	MASTERS & 3ÈME CYCLES ET FORMATION POUR ADULTES	1	21/03	22/03	741	741	18	0	0	1	95	3		P	19 205	0	427	10	8				
	NORD BAT	2	26/03	28/03	7 415	7 415	576	0	0		358	38		T	14 585	226	234	9	5				
	SALONS CE LILLE	2x1	23/09	24/09	1 185	1 185	88	0	0	1	166	15		T	2 274	0	142	10	4				
	TISSU PREMIER	2x1	14/05	15/05	1 776	1 776	1 179	0	0	6	57	23		T	incl. in COLLECTIONS		578	9	25				
	TISSU PREMIER (tenue conjointe avec COLLECTIONS)	2x1	26/11	27/11	792	792	126	0	0	5	41	8		T	incl. in COLLECTIONS		578	10	25				
	TOURISSIMA	1	31/01	02/02	1 531	1 531	164	0	0	6	242	23		P	18 516	0	142	10	3				
	VADCONEXT	1	21/10	23/10	3 665	3 665	326	0	0	11	193	34		T	7 671	1 327	319	10	4				

2014 EVENTS BY CITY

	Interval Year	Opening date	Closing date	Space						Exhibitors						Visitors				Organizer	Auditor	Industry sector
				Rented Space (sq.m)						Exhibitors with their own stands			Represented firms			Admission for Trade/Public						
				Total	Halls		Open air		from ... countries	Total	Foreign	Total	Foreign	Total	Foreign	Total	Foreign					
					Total	Foreign	Total	Foreign														
Lille (F)																						
VIVING	1	14/03	16/03	2 602	2 602	309	0	0		129	13			P	10 590	0	319	10	13			
Limoges (F)																						
HABITAT ET DECORATION DU LIMOUSIN	1	26/09	28/09	2 947	2 772	0	175	0	0	133	0			P	7 662	0	582	10	13			
VINS DE FRANCE	1	21/02	23/02	1 268	1 268	12	0	0		170	1			P	10 240	0	116	9	2			
Lisbon (P)																						
ACQUALIVE EXPO / ENERGYLIVE EXPO	1	5/3	7/3	255	255	12	0	0	2	18	2	0	0	T/P			280	2	9			
BRICKOGARDEN	1	6/5	10/5	329	329	72	0	0	2	8	1	0	0	T/P	13 175	225	280	2	5			
BTL – International Tourism Exhibition	1	12/3	16/3	12 946	12 639	1 528	307	0	33	778	134	0	0	T/P	51 553	1 340	280	2	4			
FIA-LISBOA - International Handicraft Exhibition	1	28/6	6/7	10 310	10 310	3 141	0	0	30	538	155	0	0	P	97 410	123	280	2	13			
FIL OUTLET	1	5/12	7/12	1 675	1 675	27	0	0	2	59	3	0	0	P	3 069	0	280	2	27			
FUTURÁLIA - Youth, Career Training and Job Fair	1	26/3	29/3	7 682	7 607	139	75	0	14	416	35	0	0	P	54 615	60	280	2	8			
IN BEAUTY - International Cosmetics, Esthetics and Hair Exhibition	1	10/10	12/10	3 120	3 120	571	0	0	4	94	21	0	0	T/P	16 253	0	243	2	14			
INTERCASA CONCEPT - International Exhibition of Global Decorating Solutions and Concepts	1	4/10	12/10	6 366	6 276	108	90	0	10	259	15	0	0	T/P	36 118	111	280	2	12			
LISBON BIKE SHOW	1	4/7	6/7	926	926	30	0	0	3	36	2	0	0	P	6 231	0	280	2	16			
LISBON GAMES WEEK	1	6/11	9/11	140	76	0	64	0	1	10	0	0	0	P	18 224	0	280	2	21			
MOTOR RACING	2	4/4	6/4	405	396	0	9	0	1	17	0	0	0	P	incl. in MOTORCLÁSSICO		280	2	16			
MOTORCLÁSSICO - International Fair of Classic Automobile and Motorcycle	1	4/4	6/4	4 174	4 080	261	94	0	4	76	6	0	0	P	12 849	21	280	2	16			
NATALIS- Lisbon Christmas Fair	1	3/12	7/12											P			280	2	13			
PAPERGIFT - Art-Toys-Paper and Digital Editions School-Office-Holidays-Gift-Stationery-Advertising	1	13/3	16/3	4 027	4 027	171	0	0	8	116	22	0	0	T	4 530	48	280	2	11			
PET FESTIVAL	1	31/1	2/2	2 690	2 690	0	0	0	1	82	0	0	0	P	28 181	24	280	2	3			
PORTUGALAGRO	1	20/11	23/11	4 109	4 037	96	72	0	4	262	4	0	0	T/P	10 839	12	280	2	1			
PORTUGAL MAIOR	1	3/12	7/12	3 161	3 161	54	0	0	4	161	6	0	0	P	11 909	2	280	2	3			
SIL - Lisbon Real Estate Exhibition	1	8/10	12/10	2 908	2 908	72	0	0	7	162	7	0	0	T/P	incl. in INTERCASA CONCEPT		280	2	15			
TEKTÓNICA - International Construction and Public Works Exhibition	1	6/5	10/5	5 758	5 535	274	223	0	12	222	26	0	0	T	incl. in BRICKOGARDEN		280	2	5			
VINTAGE FESTIVAL	1	8/10	12/10	1 311	1 311	0	0	0	1	49	0	0	0	P	incl. in INTERCASA CONCEPT		280	2	27			
<i>Note: statistics included in PORTUGAL MAIOR</i>																						
Lisieux (F)																						
SALON DE L'AUTOMOBILE	1	28/09	29/09	8 090	8 090	0	0	0	0	19	0			P	3 100	0	422	9	16			
Ljubljana (SI)																						
Ambient Ljubljana	1	9/10	12/10	4 891	4 891	351			5	128	9	78	74	P	10 226		330	1	12			
Lódz (PL)																						
BOAT SHOW	1	14/11	16/11	3 175	3 175	37	0	0	3	181	6			T/P	7 553		391	5	3			
INTERBUD	1	14/2	16/2	3 555	3 309	12	246	0	2	239	1			T/P	10 251		391	5	5			
PIWOWARY	1	28/3	29/3	374	374	25	0	0	2	16	1			T/P	2 631		391	5	2			
REHABILITACJA	1	18/9	20/9	2 890	2 890	92	0	0	8	210	26			T/P	5 957		391	5	22			
TECHCONFEX	2	9/4	10/4	2 027	2 027	0	0	0	1	43	0			T	1 264	14	391	5	19			
VETMEDICA	1	5/4	6/4	511	511	25	0	0	3	73	3			T	1 618		391	5	1			















2014 EVENTS BY CITY

	Interval Year	Opening date	Closing date	Space						Exhibitors						Visitors				Organizer	Auditor	Industrysector
				Rented Space (sq.m)						Exhibitors with their own stands			Represented firms			Admission for Trade/Public	Total					
				Total	Halls		Open air		from ... countries	Total	Foreign	Total	Foreign	Total	Foreign		Total	Foreign				
					Total	Foreign	Total	Foreign								Total			Foreign			
Lorient (F)																						
HABITAT EXPO	1	15/03	17/03	1 836	1 836	0	0	0	0	100	0				P	3 715	0	320	10	13		
Lublin (PL)																						
AGRO PARK	1	25/10	26/10	7 996	5 604	106	2 392	4	5	182	8				T/P	15 611		520	5	1		
ANGLING FAIR	1	29/11	30/11	2 084	2 084	120	0	0	3	58	2				T/P	7 720		519	5	1		
Beauty and Health	1	26/4	27/4	155	155	0	0	0	1	38	0				P	incl. in EDEN		659	5	2		
Beauty Days	1	22/3	23/3	125	125	0	0	0	1	15	0				T/P	906		659	5	14		
CAVALIADA Lublin	1	7/3	9/3	541	541	15	0	0	3	49	2				T/P	7 869		519	5	3		
COLORFUL BAZAARS	1	29/11	30/11	376	376	34	0	0	2	61	8				P	2 746		659	5	27		
EDEN	1	26/4	27/4	560	547	0	13	0	1	42	0				P	6 490		659	5	3		
Educational Publishing Houses Fair	1	18/2	19/2	66	66	0	0	0	1	11	0				T/P	incl. in EDUKACJA		659	5	8		
EDUKACJA	1	18/2	19/2	582	582	20	0	0	3	95	2				T/P	9 963		659	5	8		
ENERGETICS	1	18/11	20/11	2 106	2 037	32	69	0	3	135	2				T	3 628		659	5	19		
INFOSTRADA	1	18/11	20/11	234	230	0	4	0	1	15	0				T	incl. in ENERGETICS		659	5	21		
INTERIOR DESIGN	1	11/10	12/10	537	537	0	0	0	1	33	0				T/P	incl. in REAL ESTATE-autumn		659	5	12		
IX.International Job Fair	1	15/10	15/10	250	250	44	0	0	7	56	10				P	3 498		659	5	8		
Job Fair	1	28/3	28/3	238	238	12	0	0	2	45	2				P	incl. in LUBDOM		659	5	8		
LUBDOM	1	28/3	30/3	2 560	2 273	0	287	0	1	142	0				T/P	11 959		659	5	5		
LUBDREW	1	28/3	30/3	386	353	26	33	0	3	22	2				T	incl. in LUBDOM		659	5	5		
LUBSACRO	1	23/9	25/9	515	491	0	24	0	1	54	0				T/P	990	2	659	5	4		
MOTO SESSION 2014	1	10/5	11/5	2 984	2 649	0	335	0	1	42	0				P	9 712		659	5	16		
PLShow 2014	1	25/11	26/11	322	322	0	0	0	1	39	0				T	262	11	659	5	4		
REAL ESTATE-autumn	1	11/10	12/10	74	74	0	0	0	1	12	0				P	3 300		659	5	15		
REAL ESTATE-spring	1	28/3	30/3	206	206	0	0	0	1	28	0				T/P	incl. in LUBDOM		659	5	15		
Wedding	1	15/11	16/11	642	638	0	4	0	1	93	0				P	2 780		659	5	3		
ZOOPARK	1	22/2	23/2	1 456	1 456	0	0	0	3	155	19				T/P	20 373		659	5	3		
Lucca (I)																						
LUCCA COMICS & GAMES	1	30/10	2/11	40 057	40 057	10 023	0	0	321	423	103	54	25	T/P	240 057	62 034	452	6	11			
MIAC	1	15/10	17/10	3 176	3 176	730	0	0	15	136	42	122	72	T	3 902	818	195	6	19			
Luxembourg (LUX)																						
Dogexpo	1	29/3	30/3	8 603	8 603	716			10	42	38				T/P			454		3		
Foire d'Automne	1	11/10	19/10	11 576	11 576	3 343			7	301	111				P	35 578		454		5		
Foire de Printemps	1	10/5	18/5	11 973	11 973	4 144			13	257	188				P	54 382		454	15	2		
Salon d'Art et d'Antiquités	1	30/1	3/2	2 502	2 502	2 259			9	126	112				P	5 200		454	15	3		
Vakanz	1	17/1	19/1	6 857	6 857	2 334			23	156	119				P	24 062		454		3		
Lviv (UA)																						
DENTAL UKRAINE	1	29/10	31/10	1 224	1 224	73	0	0	10	104	19				T	5 122		303	5	22		
WOODPROCESSING	1	20/5	23/5	747	639	71	108	0	5	91	11				T	3 110		303	5	5		
Lyon (F)																						
ARCHITECT AT WORK	1	05/06	06/06	1 960	1 960	625	0	0		160	51				T	2 784	42	234	9	5		
BAB	1	22/02	23/02	1 120	1 120	147	0	0		61	6				P	10 051	0	254	9	13		
CHOCOLAT	1	08/11	11/11	723	723	24	0	0	1	58	2				P	24 780	0	225	10	2		
CPRINT	1	04/02	06/02	4 899	4 899	785	0	0		172	31				T	9 043	815	3	9	21		
CTCO	1	04/02	07/02	6 571	6 571	3 230	0	0		232	130				T	8 703	817	3	9	25		

2014 EVENTS BY CITY

	Interval Year	Opening date	Closing date	Space					Exhibitors					Visitors				Organizer	Auditor	Industrysector
				Rented Space (sq.m)					Exhibitors with their own stands			Represented firms		Admission for Trade/Public						
				Total	Halls		Open air		from ... countries	Total	Foreign	Total	Foreign	Total	Foreign	Total	Foreign			
					Total	Foreign	Total	Foreign												
Lyon (F)																				
	1	12/02	13/02	1 286	1 286	136	0	0	5	135	9			T	1 533	52	323	10	19	
	1	07/11	09/11	20 431	20 431	1 535	0	0		562	51			P	43 351	0	133	9	16	
	1	29/10	02/11	17 383	17 383	3 383			15	656	119	9	1	P	138 882	0	322	10	3	
	1	23/05	25/05	759	759	18	0	0	2	54	2			P	4 917	0	552	10	13	
	3	17/06	20/06	9 093	9 093	1 466	0	0		404	63			T	9 296	976	368	9	19	
ufi	1	21/03	31/03	34 371	34 371	2 153	0	0	22	902	102			P	202 061	0	322	10	27	
	1	19/03	20/03	1 776	1 776	192	0	0		148	17			P	3 640	0	62	9	4	
	1	09/10	12/10	2 630	2 630	18	0	0	1	147	1	73	0	P	14 955	0	322	10	13	
	1	16/10	19/10	946	946	18	0	0	2	91	3			P	12 215	0	319	10	3	
	2x1	28/03	30/03	1 508	1 508	9	0	0	1	84	1			P	4 722	363	142	10	15	
	1	08/11	09/11	2 751	2 751	233	0	0		212	12			P	33 096	16	52	9	3	
	1	07/02	09/02	1 885	1 885	87	0	0	14	302	37			P	17 429	0	142	10	6	
	1	09/04	10/04	2 106	2 106	339	0	0		187	38			T	1 354	124	695	9	22	
ufi	2	18/11	21/11	24 370	24 370	12 946	0	0	31	548	311	11	8	T	16 849	6 580	322	10	5	
	2	02/12	05/12	51 057	51 057	9 464	0	0	31	1 707	412	147	90	T	61 992	7 737	587	10	10	
	1	21/03	23/03	1 484	1 484	132	0	0		320	39			P	13 158	0	237	9	3	
	2x1	11/09	12/09	1 335	1 335	3	0	0	1	198	1			T	2 378	0	142	10	4	
	1	07/02	09/02	292	292	3	0	0	1	43	1			P	14 198	0	142	10	27	
	1	03/06	05/06	1 988	1 988	0	0	0	0	94	0			T	3 141	10	168	9	19	
	2x1	08/09	09/09	4 606	4 606	0	0	0	0	208	0			T	1 981	0	647	10	25	
	2x1	08/09	09/09	4 606	4 606	0	0	0	0	208	0			T	1 981	0	647	10	25	
	2x1	17/03	19/03	8 166	8 166	1 098	0	0	12	282	43			T	3 384	45	647	10	25	
	1	04/04	06/04	1 349	1 349	0	0	0	0	219	0			P	8 302	0	712	10	2	
	1	23/10	27/10	3 424	3 424	0	0	0	0	559	0			P	62 172	0	712	10	2	
Macon (F)																				
	1	10/10	13/10	1 680	1 325	0	355	0	0	98	0			P	8 171	0	404	10	13	
	1	18/01	19/01	352	352	0	0	0	0	40	0			P	1 255	0	404	10	27	
	1	18/09	19/09	1 135	1 045	0	90	0	0	92	0			P	1 151	0	404	10	4	
Madrid (E)																				
	1	24/5	25/5	10 301	10 301	54	0	0	13	94	3	25	20	P	127	0	370	13	3	
	1	29/3	6/4	4 327	4 327	182	0	0	6	138	7	0	0	P	224	2	370	13	3	
	1	10/12	14/12	1 717	1 717	47	0	0	2	75	1	0	0	P	102	1	370	13	3	
ufi	1	19/2	23/2	15 856	15 856	7 559	0	0	24	296	175	0	0	P	9 865	361	370	13	3	
ufi	1	19/2	23/2	7 489	6 913	231	576	0	39	156	22	64	44	P	5 078	37	370	13	8	
	1	13/11	16/11	4 721	4 721	223	0	0	9	557	30	0	0	P	44 468	0	57		2	
ufi	2x1	10/9	14/9	8 107	8 107	819	0	0	14	296	32	7	0	T	5 365	599	370	13	24	
ufi	2x1	6/2	9/2	7 920	7 920	792	0	0	20	273	29	131	53	T	5 312	451	370	13	24	
	2	20/5	22/5	2 725	2 725	149	0	0	26	61	3	182	158	T	5 218	141	370	13	21	
	1	28/2	3/3	4 800	4 800	1 000	0	0	28	311	54	300	140	P	18 000	1 800	236		3	
	1	4/3	6/3	9 000	9 000	9 000	0	0	128	190	180	0	0	T	6 265	6 265	106		26	
	1	25/9	30/9	5 000	5 000	5 000	0	0		121	119	0	0	T	19 809	18 309	216		22	
	1	14/6	16/6	1 500	1 500	1 500	0	0		79	74	0	0	T	3 400	3 400	230		22	
	1	5/10	8/10	1 600	1 600	1 600	0	0		36	36	0	0	T	1 451	1 451	359		22	






2014 EVENTS BY CITY

	Interval Year	Opening date	Closing date	Space						Exhibitors						Visitors				Organizer	Auditor	Industrysector
				Rented Space (sq.m)						Exhibitors with their own stands			Represented firms			Admission for Trade/Public						
				Total	Halls		Open air		from ... countries	Total	Foreign	Total	Foreign	Total	Foreign	Total	Foreign					
					Total	Foreign	Total	Foreign														
Madrid (E)																						
	1	13/10	15/10	1 500	1 500	1 500	0	0		68	47	0	0	T	1 500	1 200	393			5		
	1	14/9	18/9	1 300	1 300	1 300	0	0		30	30	0	0	T	6 500	6 500	725			22		
	1	5/12	8/12	12 156	12 156	0	0	0	1	48	0	0	0	P	80	2	370	13		3		
		11/6	13/6	1 839	1 789	130	50	0	5	38	6	8	2	T	1 337	73	370	13		10		
	1	8/10	9/10	1 911	1 911	327	0	0		137	21	0	0	T	9 910	976	82			21		
	1	4/6	5/6	2 475	2 475	0	0	0	1	45	0	0	0	T	1 645	22	212			2		
	2	13/3	15/3	16 724	16 724	1 570	0	0	38	281	59	473	388	T	27 094	1 665	370	13		22		
	1	24/4	26/4	4 411	4 403	200	8	0	22	181	12	320	43	T/P	11 290	330	370	13		4		
	2	4/4	6/4	3 065	3 065	84	0	0	14	63	5	35	29	T	6 639	194	370	13		23		
	1	12/11	13/11	6 226	6 226	0	0	0	1	65	0	0	0	T	7 928	0	155			8		
	1	15/11	23/11	4 631	4 631	76	0	0	2	89	1	0	0	P	817	10	370	13		3		
	1	25/3	27/3	6 435	6 435	1 905	0	0	38	94	25	313	123	T	10 398	1 382	338			3		
	2	28/10	31/10	18 091	18 091	712	0	0	16	97	12	59	34	T	8 596	879	370	13		26		
	1	22/1	26/1	53 404	53 251	16 695	153	0	127	1 382	815	7 251	1 081	T/P	96 706	21 716	370	13		6		
	1	24/9	25/9	5 400	5 400	0	0	0		30	0	0	0	P	8 782	0	154			8		
	1	20/2	22/2	797	797	48	0	0	5	55	4	8	8	P	2 930	22	370	13		8		
		16/6	17/6	180	180	0	0	0	1	20	0	0	0	T	366	10	370	13		9		
	1	15/10	17/10	27 162	27 157	4 381	5	0	38	653	98	807	337	T	28 509	6 171	370	13		2		
	2x1	27/6	29/6	5 968	5 968	0	0	0	1	6	0	0	0	P	293	1	370	13		6		
	2x1	5/12	7/12	5 287	5 287	40	0	0	1	20	0	0	0	P			370	13		6		
	1	6/5	8/5	3 174	3 102	518	72	0	19	101	9	156	46	T	9 031	425	370	13		9		
	2x1	6/2	9/2	4 057	4 057	1 382	0	0	13	140	50	15	7	T	7 330	388	370	13		24		
	2	25/3	27/3	6 505	6 505	196	0	0		171	11	142	0	T	24 319	717	387			22		
	2x1	5/2	9/2	29 273	29 254	2 523	19	0	23	278	34	185	146	T	18 381	1 364	370	13		13		
	2x1	10/9	14/9	34 607	34 401	4 645	207	0	27	365	61	211	154	T	20 466	2 048	370	13		13		
	1	29/11	30/11	262	262	9	0	0	2	31	1	0	0	P			370	13		14		
	1	16/10	19/10	6 862	6 862	308	0	0	4	41	5	0	0	T/P	5 761	40	370	13		21		
	1	20/3	23/3	5 465	5 465	85	0	0	15	117	12	235	25	P	15 983	83	460			3		
	2x1	10/9	14/9	6 673	6 673	1 653	0	0	25	213	54	45	31	T	9 975	500	370	13		24		
	2	28/10	31/10	17 442	17 320	2 294	122	0	54	396	61	788	584	T	24 921	1 871	370	13		9		
	2x1	14/2	18/2	6 315	6 315	0	0	0	1	111	0	0	0	T			370	13		25		
	2x1	12/9	16/9	6 178	6 178	0	0	0	1	113	0	0	0	T			370	13		24		
	1	29/10	30/10	3 705	3 705	324	0	0	7	219	20	0	0	T	3 577	101	502			19		
	1	24/10	26/10	3 467	3 467	47	0	0	5	196	4	0	0	P	216	7	370	13		3		
	2x1	14/2	16/2	15 480	15 480	3 375	0	0	17	415	99	0	0	T	16 886	1 425	370	13		25		
	2x1	12/9	14/9	15 998	15 998	3 773	0	0	17	445	105	0	0	T	15 073	1 406	370	13		25		
	1	26/6	29/6	13 362	10 327	156	3 035	0	6	140	7	0	0	P	374	12	370	13		3		
	1	29/1	31/1	4 190	4 190	262	0	0	10	142	12	14	11	T	4 865	421	370	13		4		
	1	13/3	15/3	3 519	3 519	148	0	0	20	103	10	124	74	T	8 967	185	370	13		3		
	1	2/10	5/10	9 810	9 810	727	0	0	19	146	19	113	62	T	4 997	280	370	13		13		
	2	20/5	25/5	22 113	15 070	113	7 043	60	2	42	1	0	0	T/P	5 611	63	370	13		16		

2014 EVENTS BY CITY

	Interval Year	Opening date	Closing date	Space						Exhibitors						Visitors			Organizer	Auditor	Industrysector	
				Rented Space (sq.m)						Exhibitors with their own stands			Represented firms			Admission for Trade/Public	Total					
				Total	Halls		Open air		from ... countries	Total	Foreign	Total	Foreign	Total	Foreign		Total	Foreign				
					Total	Foreign	Total	Foreign								Total						
Malaga (E)																						
TRANSFIERE, 3° FORO EUROPEO PARA LA CIENCIA, TECNOLOGÍA E INNOVACIÓN	1	12/2	13/2	5 077	354	18	0	0	2	28	1	0	0	T	1 413	35	550	13	4			
Malatya (TR)																						
25th Religious Publications And Book Fair	1	28/6	7/7	1 600	1 600	0				30	0		0	T/P	21 000	0	461	19	3			
3rd Malatya Book And Culture Fair	1	29/4	4/5	2 547	2 547	0				94	0		0	T/P	310 413	0	461	19	3			
3rd Malatya Human Resources and Employment Fair	1	17/10	19/10	984	984	0				41	0		0	T/P	7 000	0	461	19	4			
8th Malatya Agriculture Technologies Machine in Animal Breeding and Equipment Exhibition	1	3/4	6/4	3 540	3 540	0				110	0		1	T/P	65 800	60	461	19	1			
Manisa (TR)																						
21st Mesir Industrial Trade Fair	1	22/4	27/4	2 500	2 500	0				99	0		0	T/P	270 000	0	636	19	27			
Manisa International Agriculture	1	6/11	9/11	3 800	3 800	45				84	2		12	T/P	50 000	0	636	19	1			
Mantes-la-jolie (F)																						
BROCANTE MAI	1	04/05	04/05	1 738	1 738	0	0	0	0	137	0			P	3 370	0	4	9	3			
Marche-en-famenne (BE)																						
1001 Familles	1	11/10	12/10	2 498	2 498	0	0	0	0	149	0	149	0	P	7 248	0	719		3			
Batimoi	1	24/1	27/1	8 900	8 900	430	0	0	0	198	16	198	16	P	28 767	0	719		5			
Horecatel	1	9/3	12/3	10 304	10 304	895	0	0	0	323	32	323	32	T	34 115	1 705	719		2			
Mandataires	1	12/2	13/2	10 300	10 300	222	0	0	0	312	9	312	9	T	12 562	0	719		4,5,7,10,16,19,21			
Run2Bike	1	25/10	26/10	1 155	1 155	0	0	0	0	53	11	53	11	P	6 778	68	719		3			
Marcianise (I)																						
TARI' MONDO PREZIOSO MAGGIO	2x1	2/5	5/5	1 136	1 136	16	0	0	1	35	1	0	0	T	11 773	85	375	12	24			
TARI' MONDO PREZIOSO OTTOBRE	2x1	10/10	13/10	1 824	1 824	16	0	0	1	74	1	0	0	T	16 842	120	375	12	24			
Marcq en baroeul (F)																						
VINS ET GASTRONOMIE	1	21/11	23/11	321	321	0	0	0	0	48	0			P	3 151	0	320	10	2			
Mardin (TR)																						
MAGROTEX'14 Mesopotamia Mardin Agricultural, Food and Livestock Equipment Fair	1	8/5	11/5	15 000	15 000	0				101	0		20	T/P	50 000	1 000	735	19	1			
MARBUILD'14 Mesopotamia Mardin Building Group Construction and Renovation Fair	1	20/11	23/11	10 000	10 000	0				52	0		10	T/P	20 600	520	735	19	5			
Marseille (F)																						
FOIRE INTERNATIONALE	1	26/09	06/10	51 289	23 110	2 392	28 179	1 265	37	1 242	284	137	59	P	306 310	179	612	10	27			
IMMOBILIER	1	10/10	12/10	2 236	2 236	18	0	0	1	67	1			P	8 700	0	319	10	15			
PISCINE ET JARDIN	1	14/03	17/03	6 033	6 033	240	0	0	3	140	5	34	9	P	9 677	0	612	10	13			
SALONS CE MARSEILLE	2x1	16/10	17/10	839	839	9	0	0	2	133	2			T	1 389	0	142	10	4			
TRADEXPO	1	18/05	21/05	2 864	2 864	468	0	0	9	92	14	4	1	T	1 053	126	323	10	13			
Mersin (TR)																						
Anamur Agrodays-	1	13/11	16/11	1 493	1 493	0				48	0		0	T/P	20 000	35	294	19	1			
MEÇEF '14 Mersin 8th Furniture, Wedding and Dowry Fair	1	24/5	1/6	7 000	7 000	0				53	0		0	T/P	50 000	2 200	296	19	12			
Mersin Agrodays-Mersin 9th International Agriculture Fair	1	6/3	9/3	3 000	3 000	78				60	5		21	T/P	38 000	115	296	19	1			
Mersin Fooddays-Mersin 8th International Food, Food Processing Technologies And Packaging Fair	1	17/4	20/4	3 000	3 000	0				79	0		0	T/P	25 000	1 300	296	19	2			

2014 EVENTS BY CITY

	Interval Year	Opening date	Closing date	Space					Exhibitors					Visitors				Organizer	Auditor	Industry sector	
				Rented Space (sq.m)					Exhibitors with their own stands			Represented firms		Admission for Trade/Public							
				Total	Halls		Open air		from ... countries	Total	Foreign	Total	Foreign	Total	Foreign	Total	Foreign				
	Total	Foreign	Total	Foreign																	
Mersin (TR)																					
MERYAPI	1	30/10	2/11	1 808	1 808	0				34	0		0	T/P	10 000	20	294	19	5		
Metz (F)																					
CHASSE ET PECHE	1	05/09	07/09	2 739	2 514	137	225	0	6	88	8			P	9 130	0	503	10	3		
CHOCOLAT ET GOURMANDISES	1	13/02	16/02	850	850	27	0	0	2	64	2			P	31 849	0	503	10	2		
CREATIVA	1	13/02	16/02	2 982	2 982	340	0	0	7	179	26			P	31 849	0	503	10	3		
HABITAT ET DECORATION	1	21/03	24/03	5 542	5 542	225	0	0	2	224	13			P	12 178	0	503	10	13		
INTERROUTE & VILLE	2	07/10	09/10	4 894	4 575	359	320	98	8	189	18	8	6	T	3 397	178	142	10	26		
JARDINS	1	25/04	27/04	1 084	1 084	192	0	0	2	38	3			P	3 304	0	503	10	3		
SALONS CE METZ	1	08/04	09/04	418	418	37	0	0		54	9			T	613	0	142	10	4		
URBEST	1	28/01	30/01	2 781	2 781	142	0	0	3	75	4			T	2 796	0	503	10	10		
VINS ET GASTRONOMIE	1	04/04	06/04	678	678	0	0	0	0	90	0			P	6 662	0	320	10	2		
Milano (I)																					
AF - L'ARTIGIANO IN FIERA - MOSTRA MERCATO INTERNAZIONALE DELL'ARTIGIANATO * visitors 2013	1	29/11	8/12	58 647	58 448	24 432	199	0	75	3 063	1 110	0	0	T	2 996 040	5 012	307	6	13		
ANTEPRIMA	2x1	16/1	17/1	1 829	1 829	87	0	0	5	76	5	0	0	T	1 096	161	40	6	25		
ANTEPRIMA	2x1	3/7	4/7	1 730	1 730	84	0	0	5	74	5	0	0	T	1 032	198	40	12	25		
BIMU - MACCHINE UTENSILI A DEFORMAZIONE E ASPORTAZIONE, ROBOT, AUTOMAZIONE, TECNOLOGIE AUSILIARIE	2	30/9	4/10	37 168	37 168	4 319	0	0	30	557	77	484	433	T	43 811	2 108	199	12	19		
 BIT - BORSA INTERNAZIONALE DEL TURISMO	1	13/2	15/2	13 184	13 184	4 387	0	0	75	292	108	1 247	341	T/P	33 144	1 674	275	12	3		
 CHIBIDUE - SALONE INTERNAZIONALE DELLA BIGIOTTERIA, ACCESSORI MODA, ACCESSORI PER CAPELLI	1	9/5	12/5	3 333	3 333	972	0	0	14	108	48	0	0	T	4 704	513	275	6	24		
EICMA ESPOSIZIONE INTERNAZIONALE DELLA MOTO	1	4/11	9/11	130 756	45 756	11 754	85 000	0	32	435	151	618	286	T/P	628 600	19 711	188	6	16		
EIRE - EXPO ITALIA REAL ESTATE	1	10/6	12/6	5 257	5 257	182	0	0	10	175	16	8	0	T	6 765	258	307	6	15		
EUROCUCINA - SALONE INTERNAZIONALE BIENNALE DEI MOBILI PER CUCINA	2	8/4	13/4	23 813	23 813	4 153	0	0	8	138	17	0	0	T/P	incl. in SALONE INTERNAZIONAL		158	6	12		
EXPODETERGO	4	3/10	6/10	16 393	16 393	4 542	0	0	21	250	81	48	29	T	13 808	5 879	275	6	19		
FILO	1	5/3	6/3	1 094	1 094	276	0	0	11	84	27	0	0	T	2 039	623	66	6	25		
FILO	1	8/10	9/10	1 164	1 164	390	0	0	13	79	28	0	0	T	2 084	612	66	6	25		
HOMI	2x1	19/1	22/1	72 988	72 988	11 465	0	0	38	1 359	252	99	74	T	60 460	5 446	275	12	13		
HOMI	2x1	13/9	16/9	54 500	54 500	9 217	0	0	34	1 259	215	89	58	T	45 278	4 357	275	6	13		
LINEAPELLE	1	10/9	12/9	41 476	41 476	10 296	0	0	40	1 002	357	122	54	T	19 427	8 489	447	6	25		
MCE - MOSTRA CONVEGNO EXPOCOMFORT/EXPOBAGNO - RISCALDAMENTO, CONDIZIONAMENTO, REFRIGERAZIONE, TECNICA SANITARIA, ARREDAMENTO BAGNO	2	18/3	21/3	119 814	119 504	26 302	310	42	58	1 522	525	517	346	T	155 987	36 311	585	6	5		
 MI MILANO PRET-A-PORTER	2x1	22/2	24/2	2 042	2 042	633	0	0	12	99	18	0	0	T	3 382	804	275	12	25		
 MI MILANO PRET-A-PORTER	2x1	20/9	22/9	2 579	2 579	887	0	0	12	148	39	0	0	T	4 210	978	275	12	25		
 MIART - FIERA INTERNAZIONALE D'ARTE MODERNA E CONTEMPORANEA	1	28/3	30/3	6 338	6 338	4 696	0	0	15	185	64	0	0	T/P	11 172	504	275	12	13		

2014 EVENTS BY CITY

	Interval Year	Opening date	Closing date	Space					Exhibitors						Visitors			Organizer	Auditor	Industry sector		
				Rented Space (sq.m)					Exhibitors with their own stands			Represented firms			Admission for Trade/Public	Total						
				Total	Halls		Open air		from ... countries	Total	Foreign	Total	Foreign	Total		Foreign	Total					Foreign
					Total	Foreign	Total	Foreign							Total							
Milano (I)																						
MIDO - MOSTRA INTERNAZIONALE DI OTTICA, OPTOMETRIA E OFTALMOLOGIA	1	1/3	3/3	38 954	38 954	24 334	0	0	47	937	685	187	172	T	33 281	18 726	506	12	22			
MIFUR - SALONE INTERNAZIONALE DELLA PELLICCERIA E DELLA PELLE	1	4/3	7/3	16 326	16 326	5 728	0	0	19	170	75	16	7	T	9 899	6 768	507	7	25			
MILANO UNICA - SHIRT AVENUE	2x1	11/2	13/2	1 619	1 619	293	0	0	5	30	7	0	0	T	incl. in MILANO UNICA - IDEABIELLA		51	6	25			
MILANO UNICA - SHIRT AVENUE	2x1	9/9	11/9	1 560	1 560	273	0	0	5	29	7	0	0	T	incl. in MILANO UNICA - IDEABIELLA		51	6	25			
MILANO UNICA - MODA IN, TESSUTO E ACCESSORI, SHIRT AVENUE, IDEABIELLA - S.I.TEX SPA	2x1	11/2	13/2	4 407	4 407	351	0	0	3	62	8	0	0	T	incl. in MILANO UNICA - IDEABIELLA		610	6	25			
MILANO UNICA - MODA IN, TESSUTO E ACCESSORI, SHIRT AVENUE, IDEABIELLA - S.I.TEX SPA	2x1	9/9	11/9	4 563	4 563	351	0	0	3	63	8	0	0	T	incl. in MILANO UNICA - IDEABIELLA		610	6	25			
MILANO UNICA - IDEABIELLA	2x1	11/2	13/2	4 407	4 407	351	0	0	3	62	8	0	0	T	18 751	5 567	365	6	25			
MILANO UNICA - IDEABIELLA	2x1	9/9	11/9	4 563	4 563	351	0	0	3	63	8	0	0	T	21 758	7 482	365	6	25			
MILANO UNICA - MODA IN, TESSUTI E ACCESSORI	2x1	11/2	13/2	8 308	8 308	1 246	0	0	10	295	54	0	0	T	incl. in MILANO UNICA - IDEABIELLA		51	6	25			
MILANO UNICA - MODA IN, TESSUTI E ACCESSORI	2x1	9/9	11/9	9 407	9 407	1 419	0	0	10	312	57	0	0	T	incl. in MILANO UNICA - IDEABIELLA		51	6	25			
MIPEL - MOSTRA INTERNAZIONALE DELLA PELLETERIA E ACCESSORIO	2x1	2/3	5/3	11 669	11 669	2 426	0	0	19	368	101	26	7	T	13 284	7 530	20	7	25			
MIPEL - MOSTRA INTERNAZIONALE DELLA PELLETERIA E ACCESSORIO	2x1	31/8	3/9	10 142	10 142	2 064	0	0	24	288	82	22	9	T	11 578	6 286	20	7	25			
SALONE INTERNAZIONALE DEL BAGNO	2	8/4	13/4	18 190	18 190	2 480	0	0	8	203	26	0	0	T/P	incl. in SALONE INTERNAZIONALE		158	6	12			
SALONE INTERNAZIONALE DEL COMPLEMENTO D'ARREDO	1	8/4	13/4	10 414	10 414	1 541	0	0	12	254	46	0	0	T/P	incl. in SALONE INTERNAZIONALE		158	6	12			
SALONE INTERNAZIONALE DEL MOBILE	1	8/4	13/4	144 229	144 229	26 526	0	0	33	1 363	374	0	0	T/P	350 936	221 126	158	6	12			
SI SPOSAITALIA COLLEZIONI	1	23/5	26/5	6 266	6 266	2 180	0	0	19	148	53	0		T	5 576	1 325	275	12	25			
SICUREZZA Biennale Internazionale di Security & Fire Prevention	2	12/9	14/11	13 922	13 922	1 169	0	0	29	326	64	181	114	T			275	6	7			
SMAU - ESPOSIZIONE INTERNAZIONALE DI INFORMATION & COMMUNICATIONS TECHNOLOGY	1	22/10	24/10	21 850	21 850	12 620	0	0	19	557	88	60	9	T			635	6	21			
SUPER	2x1	22/2	24/2	1 967	1 967	371	0	0	18	190	32	0	0	T	6 011	1 198	560	6	25			
SUPER	2x1	20/9	22/9	1 694	1 694	432	0	0	18	140	30	0	0	T	6 500	1 236	560	6	25			
THEMICAM	2x1	2/3	5/3	67 511	67 511	23 269	0	0	31	1 557	617	0	0	T	34 176	18 344	6	6	25			
THEMICAM	2x1	31/8	3/9	68 082	68 082	22 763	0	0	29	1 589	631	0	0	T	33 372	17 606	6	6	25			
VENDITALIA	2	7/5	10/5	11 796	11 796	1 137	0	0	20	234	41	13	10	T	10 229	2 297	708	12	4			
VISCOM ITALIA - MOSTRA CONVEGNO INTERNAZIONALE DI COMUNICAZIONE VISIVA	1	16/10	18/10	6 101	6 101	577	0	0	29	183	26	128	89	T	17 221	1 195	585	6	8			
WHITE MILANO - COLLEZIONI ABBIGLIAMENTO E ACCESSORI DONNA	2x1	22/2	24/2	7 102	7 102	2 415	0	0	29	455	146	0	0	T	10 861	1 692	455	6	25			
WHITE MILANO - COLLEZIONI ABBIGLIAMENTO E ACCESSORI DONNA	2x1	20/9	22/9	7 177	7 177	2 504	0	0	29	439	143	0	0	T	10 190	1 523	455	6	25			
WHITE MILANO - COLLEZIONI ABBIGLIAMENTO E ACCESSORIO UOMO E DONNA	2x1	11/1	13/1	2 936	2 936	1 589	0	0	16	159	75	0	0	T	2 804	876	455	6	25			










2014 EVENTS BY CITY

	Interval Year	Opening date	Closing date	Space						Exhibitors						Visitors				Organizer	Auditor	Industry sector
				Rented Space (sq.m)						Exhibitors with their own stands			Represented firms			Admission for Trade/Public						
				Total	Halls		Open air		from ... countries	Total	Foreign	Total	Foreign	Total	Foreign	Total	Foreign					
					Total	Foreign	Total	Foreign														
Milano (I)																						
WHITE MILANO - COLLEZIONI ABBIGLIAMENTO E ACCESSORIO UOMO E DONNA	2x1	21/6	23/6	2 852	2 852	1 454	0	0	19	150	67	0	0	T	3 043	761	455	6	25			
XYLEXPO - BIENNALE MONDIALE DELLE TECNOLOGIE DEL LEGNO E DELLE FORNITURE PER L'INDUSTRIA DEL MOBILE	2	13/5	17/5	26 176	26 176	6 588	0	0	26	431	118	0	0	T	14 013	4 259	119	12	19			
Modena (I)																						
MEDETEC	1	8/10	9/10	1 215	1 215	225	0	0	7	107	18	24	12	T	2 176	377	695	6	22			
Mollerussa (E)																						
AUTOTARDOR	1	24/10	26/10	4 755	3 144	0	851	0	1	31	0	0	0	P			283	13	1			
AUTOTRAC	1	11/4	13/4	7 397	2 833	0	3 183	0	1	40	0	0	0	P			283	13	1			
EXPOCLASSIC	1	6/9	7/9	2 125	1 150	40	0	0	2	47	1	0	0	P	870	1	283	13	3			
FIRA DE SANT JOSEP	1	20/3	23/3	19 683	1 909	27	17 123	0	19	260	3	248	128	P			283	13	1			
Montluçon (F)																						
CHINEXPO	1	09/03	09/03	3 705	3 705	0	0	0	0	165	0			P	6 016	0	127	10	3			
FOIRE DE MONTLUÇON	1	27/09	05/10	18 040	8 059	105	9 981	0	2	269	2			P	71 201	0	127	10	27			
Montpellier (F)																						
CREATIVA TOURISME LOISIRS	1	23/01	26/01	1 921	1 921	106	0	0	3	140	11			P	16 273	0	516	10	3			
ENERGAIA	1	10/12	11/12	718	718	21	0	0	2	71	2			T	2 808	100	516	10	10			
HABITAT SUD	1	27/03	30/03	4 285	3 886	36	399	0	1	169	1			P	12 486	0	516	10	13			
HYDROGAIA	1	21/05	22/05	2 426	2 426	60	0	0	3	119	5			T	2 813	144	516	10	10			
MILLESIME BIO	1	27/01	29/01	2 520	2 520	560	0	0		785	179			T	4 183	0	654	9	2			
SALONS CE MONTPELLIER	1	30/09	01/10	639	639	35	0	0	3	90	9			T	400	0	142	10	4			
VINISUD	2	24/02	26/02	13 422	13 422	888	0	0	12	1 593	231			T	30 948	9 652	11	10	2			
Moscow (RU)																						
20 (43) International Fair Leather - Footwear - Fur - Technology	2x1	23/9	26/9	2 998	2 998	957	0	0	11	244	92	3	0	T	9 800	590	602	16	25			
43 Federal Trade Fair for Textile and Light Industry Goods and Equipment Textillegprom	2x1	23/9	26/9	27 328	26 079	8 128	1 249	24	30	1 982	636	45	27	T	18 500	1 290	603	16	25			
AgroFarm	1	4/2	6/2	8 311	8 311	5 584	0	0	30	413	208	20	2	T/P	7 247	435	672	16	1			
Analitika Expo	1	15/4	18/4	4 421	4 421	1 511	0	0	16	234	82	5	1	T	6 530	261	525	16	18			
Apteka	1	8/12	11/12	1 241	1 241	361	0	0	14	159	34	40	9	T/P	6 010	720	218	16	22			
Apparel Textile Salon	2x1	23/9	26/9	2 893	2 893	1 291	0	0	10	212	100	1	1	T	8 000	400	668	16	25			
BUYBRAND EXPO-2014	1	23/9	25/9	2 778	2 778	859	0	0	17	135	36	26	8	T	6 355	254	211	16	27			
Cereals-Mixed Feed-Veterinary	1	4/2	7/2	7 369	7 369	2 440	0	0	25	336	94	24	5	T	3 300	297	464	16	1			
Climate World	1	11/3	14/3	13 343	13 343	3 254	0	0	29	349	114	9	2	T	14 873	892	218	16	5			
Composite-Expo / Polyurethanex	1	25/2	27/2	2 791	2 791	979	0	0	19	191	73	63	4	T	4 900	490	510	16	17			
Construction Materials	1	28/1	31/1	3 172	3 172	458	0	0	11	229	33	37	3	T	9 890	790	218	16	5			
CranExpo	1	23/4	25/4	882	882	331	0	0	14	75	24	35	5	T	1 014	10	609	16	5			
Dairy & Meat Industry	1	18/3	21/3	4 041	4 041	1 595	0	0	26	276	101	35	6	T	5 730	290	399	16	2			
ENES	1	20/11	22/11	1 828	1 828	128	0	0	6	98	6	36	1	T	6 269	138	245	16	9			
EURO SHOES PREMIERE COLLECTION	1	18/2	21/2	8 714	8 714	4 142	0	0	16	159	85	8	5	T	2 300	299	256	16	25			
Expostone	1	24/6	27/6	4 069	3 736	2 313	333	0	20	282	152	40	15	T	3 180	159	129	16	5			
Global Education	1	26/11	27/11	280	280	6	0	0	2	61	1	8	0	T	392	8	149	16	8			

2014 EVENTS BY CITY

	Interval Year	Opening date	Closing date	Space						Exhibitors						Visitors				Organizer	Auditor	Industry sector	
				Rented Space (sq.m)						Exhibitors with their own stands			Represented firms			Admission for Trade/Public		Total					
				Total	Halls		Open air		from ... countries	Total	Foreign	Total	Foreign	Total	Foreign	Total	Foreign	Total	Foreign				
					Total	Foreign	Total	Foreign															
Moscow (RU)																							
				1 026	1 026	460	0	0	16	91	39	18	2	T	1 980	20	510	16	17				
				3 476	3 476	1 071	0	0	7	223	87	0	0	T	incl. in Apparel Textile Salon		668	16	25				
				17 176	16 259	894	917	917	17	900	45	30	1	T/P	50 130	1 500	609	16	3				
				1 987	1 987	975	0	0	19	164	91	18	6	T	4 970	200	399	16	2				
				2 036	2 036	1 641	0	0	17	146	120	9	0	T	4 790	240	235	16	25				
				15 596	12 521	557	3 075	90	14	551	40	37	0	T	16 729	836	93	16	7				
				9 760	9 760	932	0	0	21	442	70	24	2	T	12 813	769	92	16	7				
				8 145	8 145	6 318	0	0	8	187	137	8	0	T/P	2 573	463	683	16	25				
				14 317	13 198	7 664	1 119	60	27	454	245	12	6	T	10 960	550	235	16	5				
				749	749	235	0	0	6	37	5	26	7	T	711	14	331	16	4				
				34 256	34 247	6 215	9	0	31	742	173	9	2	T	36 819	2 946	235	16	12				
				13 603	13 603	5 380	0	0	35	633	300	19	7	T	16 107	805	501	16	19				
				40 070	38 341	15 060	1 729	488	35	1 036	583	17	8	T	23 891	1 672	235	16	19				
				5 056	5 056	2 660	0	0	22	221	142	9	0	T	6 780	680	235	16	5				
				12 353	12 353	2 987	0	0	25	500	173	20	9	T	17 877	1 788	399	16	7				
				21 253	21 163	14 459	90	0	97	2 056	1 489	49	18	T	37 436	3 743	399	16	6				
				36 469	34 458	14 311	2 011	108	43	1 409	697	94	22	T	53 570	3 750	399	16	5				
				24 748	24 594	13 685	154	0	28	587	359	27	9	T	22 483	1 574	399	16	5				
				5 223	5 223	2 183	0	0	20	184	75	24	5	T	14 070	844	399	16	5				
				963	963	130	0	0	6	64	8	34	1	T	4 880	100	235	16	19				
				8 469	8 469	5 323	0	0	57	830	451	51	4	T	15 917	1 250	218	16	3				
				4 496	4 496	2 316	0	0	22	246	140	17	4	T	4 677	234	525	16	19				
				7 527	7 527	4 569	0	0	27	371	245	19	8	T	5 687	398	399	16	22				
				48 589	48 549	13 906	40	0	64	2 289	913	36	14	T	52 717	6 853	235	16	2				
				5 142	5 142	834	0	0	16	260	58	3	0	T	15 380	1 230	235	16	4				
				13 364	13 029	4 360	335	55	38	714	282	11	3	T	19 100	1 337	525	16	11				
				812	812	272	0	0	6	31	7	14	3	T	1 380	120	604	16	13				
				6 757	6 757	920	0	0	21	332	51	18	5	T	13 510	680	64	16	7				
				2 672	2 672	369	0	0	8	123	25	9	1	T	5 010	200	235	16	19				
				3 120	3 120	2 266	0	0	20	199	142	1	0	T	6 400	510	235	16	17				
				7 371	7 371	867	0	0	17	291	36	34	3	T	7 210	649	604	16	13				
				10 523	10 523	5 168	0	0	29	495	282	21	12	T	14 716	1 913	399	16	26				
				5 326	5 296	1 763	30	0	18	232	81	11	1	T	6 005	480	525	16	19				
				25 647	25 506	15 645	141	0	72	1 674	1 169	95	76	T	30 071	4 811	399	16	2				
Muğla (TR)																							
				4 270	4 270	0				160	0		8	T/P	97 300	178	239	19	1				
				3 800	3 800	0				48	0		0	T/P	52 964	1 282	466	19	1				
				2 000	2 000	0				29	0		0	T/P	8 630	214	466	19	6				
				3 000	3 000	0				57	0		0	T/P	9 630	615	466	19	2				

2014 EVENTS BY CITY

	Interval Year	Opening date	Closing date	Space					Exhibitors						Visitors				Organizer	Auditor	Industry sector	
				Rented Space (sq.m)					Exhibitors with their own stands			Represented firms			Admission for Trade/Public							
				Total	Halls		Open air		from ... countries	Total	Foreign	Total	Foreign	Total	Foreign	Total	Foreign					
					Total	Foreign	Total	Foreign														
Mulhouse (F)																						
	1	07/02	09/02	2 906	2 906	223	0	0	8	172	25			P	17 778	0	522	10	27			
	1	23/05	01/06	12 714	7 729	468	4 985	116	7	361	23	856	416	P	59 527	0	522	10	27			
	1	02/10	12/10	6 877	6 172	91	705	25	3	239	7	294	135	P	101 786	0	522	10	27			
München (D)																						
	2	1/4	4/4	26 079	25 798	7 563	281		40	1 168	458	7	3	T	35 384	12 453	491	11	19			
	2	3/6	6/6	27 584	27 584	3 991	0		42	724	229			T	39 257		491	11	19			
	2	11/11	14/11	82 490	82 490	35 127	0		52	2 725	1 728	422	309	T	73 189	36 387	491	11	18			
	1	6/10	8/10	32 715	32 715	7 252	0		34	1 655	377			T	34 189	9 491	491	11	5			
	1	19/2	23/2	26 929	26 929	6 338	0		59	1 112	483	35	8	P	113 687	2 274	491	11	3			
	2	5/5	9/5	137 898	113 761	39 398	24 137	8 720	59	3 081	1 353			T	135 288	60 532	491	11	7			
	1	14/2	17/2	32 178	32 178	10 913	0		42	1 136	533			T	29 355	8 879	491	11	25			
	4	16/7	20/7	39 704	5 134	953	34 570	11 566	27	451	162			T	48 879	7 859	491	11	1			
	1	12/3	18/3	31 641	31 641	4 735	0		27	1 007	203	13	11	T/P	128 918	3 094	313	11	19			
	1	4/6	6/6	42 298	41 160	19 742	1 138	397	48	1 127	611			T	42 380	17 487	297	11	9			
	1	26/1	29/1	105 388	105 096	80 330	292		48	2 556	2 173			T	81 032	52 782	491	11	3			
	2	3/6	6/6	5 198	5 180	213	18		9	214	14	7	1	T	13 558	3 902	491	11	19			
	1	10/1	12/1	22 074	22 074	6 422	0		34	500	232			T	24 118	6 298	313	11	23			
Namur (BE)																						
	1	21/3	24/3	5 268	5 268				6	194	17	194		P	18 520		46		5			
	1	23/10	26/10	5 118	5 118					164		172		P	11 221		46		6			
	2	3/4	4/4	4 055	4 055				4	127		143		T	3 896		46		22			
Nancy (F)																						
	1	28/03	31/03	1 582	1 582	44	0	0	1	69	2			P	3 655	0	289	10	3			
	1	06/06	16/06	19 511	11 157	1 062	8 354	186	18	546	48			P	75 938	0	289	10	27			
	1	20/02	24/02	5 300	5 171	0	129	0	0	251	0			P	19 061	0	289	10	13			
	1	14/10	14/10	310	310	30	0	0	3	57	7			T	341	0	142	10	4			
Nantes (F)																						
	2	27/11	28/11	1 392	1 392	404	0	0	8	116	33			T	2 041	25	726	9	5			
	1	22/11	23/11	918	918	85	0	0	2	43	3			P	15 220	0	242	10	3			
	2	04/06	06/06	8 176	8 176	2 859	0	0		491	148	38	15	T	9 555	2 170	68	10	5			
	1	14/03	16/03	496	496	69	0	0	2	35	2			P	7 694	0	225	10	2			
	1	30/10	02/11	2 133	2 133	92	0	0	5	146	7			P	19 792	0	242	10	3			
	1	02/10	03/10	765	765	36	0	0	3	85	4			T	170	0	316	10	2			
	1	04/04	14/04	33 151	16 897	356	16 254	60		677	29	304	124	P	75 440	0	242	10	27			
	1	14/02	15/02	153	153	0	0	0	0	12	0			P	2 569	0	334	10	8			

2014 EVENTS BY CITY

	Interval Year	Opening date	Closing date	Space						Exhibitors						Visitors				Organizer	Auditor	Industry sector
				Rented Space (sq.m)				Exhibitors with their own stands			Represented firms			Admission for Trade/Public								
				Total	Halls		Open air		from ... countries	Total	Foreign	Total	Foreign									
					Total	Foreign	Total	Foreign						Total	Foreign	Total	Foreign					
Nantes (F)																						
FOUS D'HISTOIRE	1	14/11	16/11	3 992	3 992	1 032	0	0		312	73			T/P	7 843	0	242	9	3			
HABITER	1	08/11	11/11	9 654	9 654	39	0	0	3	411	4	86	0	P	19 363	0	242	10	13			
INDUSTRIE ET SOU	2	18/03	20/03	5 713	5 713	59	0	0	2	457	9			T	6 244	177	242	10	19			
LOGISTICS 360	1	16/10	17/10	480	480	0	0	0	0	40	0			T	2 259	109	242	10	26			
MARIAGE	1	08/11	10/11	1 418	1 418	0	0	0	0	111	0			P	5 607	0	242	10	27			
MOBILIER	1	02/02	04/02	10 739	10 739	5 037	0	0	8	122	59			T	3 095	102	242	10	13			
PECHE EN MER	1	14/02	16/02	4 631	4 631	33	0	0	3	124	3			P	17 942	0	242	10	3			
PUCES AUTO	1	19/01	19/01	4 100	4 100	0	0	0	0	187	0			P	7 560	0	442	9	16			
SALONS CE NANTES	2x1	30/09	01/10	812	812	6	0	0	1	116	2			T	1 522	0	142	10	4			
SIT NANTES	1	14/02	16/02	2 049	2 049	0	0	0	0	423	0			P	37 135	0	17	10	3			
STYLE ET COLLECTIONS	1	21/11	24/11	1 299	1 299	0	0	0	0	71	0			P	2 939	0	242	10	3			
TECHNOTRANS	2	16/10	18/10	6 972	6 972	45	0	0		102	3			T	6 412	167	664	9	26			
VEHICULES DE LOISIRS NEUFS	1	10/10	13/10	14 272	4 532	0	9 740	0	0	15	0			P	5 097	0	242	10	26			
VINS ET GASTRONOMIE	1	14/11	17/11	1 881	1 881	0	0	0	0	175	0			P	13 789	0	320	10	2			
Napoli (I)																						
FIERA DELLA CASA LIFESTYLE	1	13/6	22/6	5 020	4 120	36	900	0	4	103	4	49	9	P	33 908	1 695	517	6	27			
VITIGNOITALIA	1	8/6	10/6	5 124	2 556	120	2 568	0	180	200	20	150	20	T/P	14 750	970	341	6	2			
Nevers (F)																						
A TABLE	2	15/11	16/11	360	360	0	0	0	0	37	0			P	7 477	0	532	10	2			
FOIRE EXPOSITION	1	08/03	16/03	6 901	5 221	143	1 681	0	8	241	8			P	38 494	0	532	10	27			
HABITAT & CADRE DE VIE	1	07/11	09/11	1 553	1 524	0	29	0	0	101	0			P	4 235	0	532	10	13			
PUCES DE NEVERS	1	03/10	05/10	2 871	2 871	6	0	0	1	244	1			P	11 000	0	532	10	3			
Nice (F)																						
AGECOTEL	2	02/02	05/02	4 249	4 249	409	0	0	8	287	69	108	48	T	15 185	254	530	10	2			
BIONAZUR	1	06/06	08/06	573	573	63	0	0	4	59	6			P	19 776	0	530	10	10			
BISOU	1	11/01	13/01	4 056	4 056	512	0	0		208	20			T	12 974	0	543	9	13			
FOIRE INTERNATIONALE	1	08/03	17/03	18 522	11 859	1 244	6 663	151		528	54	410	146	P	101 689	444	530	10	27			
SALON STUDYRAMA DES ETUDES SUPERIEURES (& CARRIERES INTERNATIONALES)	1	17/01	18/01	2 181	2 181	36	0	0		182	4			P	24 506	0	335	9	8			
VINS DES VIGNERONS INDEPENDANTS	1	14/02	16/02	1 366	1 366	0	0	0	0	226	0			P	6 456	0	712	10	2			
Nigde (TR)																						
Nigde Agriculture Fair 2014 - Nigde Agriculture and Livestock Fair	1	11/9	14/9	10 000	10 000	0				125	0		0	T/P	50 000	0	70	19	1			
Nimes (F)																						
ANTIQUAIRES	1	29/11	07/12	1 816	1 816	0	0	0	0	66	0	66	0	P	5 116	0	113	10	3			
BIJOUTIFUL	1	04/04	07/04	612	612	0	0	0	0	73	0			P	5 801	0	113	10	24			
IMMOBILIER	1	24/04	26/04	1 300	1 300	0	0	0	0	78	0			P	5 380	0	113	10	15			
MAISON	1	11/04	14/04	1 188	1 188	0	0	0	0	89	0			P	3 478	0	113	10	13			
NIMAGINE	1	08/11	16/11	1 809	1 809	0	0	0	0	177	0			P	21 965	0	113	10	3			
Niort (F)																						
FOIREXPO NIORT	1	26/04	04/05	11 421	4 782	105	6 640	0	3	360	21			P	44 351	0	531	10	27			

2014 EVENTS BY CITY

	Interval Year	Opening date	Closing date	Space					Exhibitors						Visitors				Organizer	Auditor	Industrysector
				Rented Space (sq.m)					Exhibitors with their own stands			Represented firms			Admission for Trade/Public						
				Total	Halls		Open air		from ... countries	Total	Foreign	Total	Foreign	Total	Foreign	Total	Foreign				
					Total	Foreign	Total	Foreign													
Nizhny Novgorod (RU)																					
ufi	Great Rivers/ICEF	1	13/5	16/5	2 047	1 305	102	742	53	6	141	12	29	4	T/P	7 300	70	533	16	10	
ufi	International business summit	1	10/9	12/9	5 192	4 685	47	507	0	6	212	10	19	0	T	7 875	66	533	16	19	
ufi	Russian Architecture And Construction Forum	1	13/5	16/5	3 785	1 315	120	2 470	50	6	206	13	42	1	T/P	incl. in Great Rivers/ICEF		533	16	5	
Novosibirsk (RU)																					
ufi	MedSib	1	20/5	22/5	1 125	1 017	155	108	0	8	130	12	35	0	T	2 385	0	400	16	22	
ufi	SITT	1	10/4	12/4	738	738	333	0	0	22	194	50	19	1	T	2 518	25	400	16	3	
Nürnberg (D)																					
	BIOFACH / VIVANESS - Intern. trade fair for organic food/Intern. trade fair for natural personal care	1	12/2	15/2	38 534	38 534	21 956	0		74	2 263	1 587			T	42 445	18 436	537	11	2	
	BrauBeviale - Raw materials, technologies, logistics, marketing	1	11/11	13/11	42 781	42 781	16 978	0		46	1 128	508			T	37 200	14 782	537	11	2	
ufi	Chillventa - Intern. Trade Fair for Refrigeration, Air Conditioning, Ventilation and Heat Pumps	2	14/10	16/10	37 647	37 647	20 696	0		44	984	662			T	30 585	17 189	537	11	5	
	CO-REACH - Exhibition for cross-media marketing	1	25/6	26/6	4 937	4 937	371	0		10	269	19			T	5 778	400	537	11	21	
	embedded world - Intern. fair for embedded systems	1	25/2	27/2	20 287	20 287	6 444	0		35	856	374			T	26 714	8 256	537	11	18	
	Enforce Tac - Intern. exhibition & conference-Law enforcement, security and tactical solutions	1	5/3	6/3	985	985	393	0		21	78	45			T	1 667	652	537	11	21	
	EUROGUSS - Intern. trade fair for die casting: technology, processes, products	2	14/1	16/1	12 835	12 835	6 090	0		26	470	242			T	11 187	3 548	537	11	3	
	FeuerTRUTZ - Trade fair with congress for preventive fire protection	1	19/2	20/2	2 882	2 882	140	0		6	186	9			T	5 116	284	537	11	19	
	GaLaBau - Trade fair for landscaping and maintenance and construction of sports grounds, golf courses and playgrounds	2	17/9	20/9	61 436	61 436	12 096	0		36	1 320	307			T	66 563	6 596	537	11	1	
	HOLZ-HANDWERK / fensterbau/frontale -The trade show windows, doors, facades /Trade Fair for Machine Technology, Equipment and Supplies for the Wood Crafts	2	26/3	29/3	94 774	94 774	23 439	0		39	1 319	440			T	108 967	30 208	537	11	3	
	IFH/INTHERM - Trade fair for sanitation, heating, air conditioning, renewable energies	2	8/4	11/4	41 136	41 136	4 947	0		20	685	107			T	45 816	1 054	314	11	5	
	Interzoo - Trade fair for pet supplies	2	29/5	1/6	56 982	56 982	38 803	0		62	1 698	1 390			T	37 367	25 724	723	11	3	
	it-sa - The IT security expo and congress	1	7/10	9/10	5 651	5 651	689	0		21	386	95			T	7 390	410	537	11	7	
	IWA OutdoorClassics - High performance in target sports, nature activities, protecting people	1	7/3	10/3	46 189	46 189	31 078	0		54	1 336	1 037			T	39 244	23 981	537	11	3	
	PCIM Europe - Power Electronics, intelligent motion, renewable energy and energy management	1	20/5	22/5	9 668	9 668	3 947	0		31	391	202	97	71	T	8 006	3 221	477	11	18	
	Perimeter Protection - Intern. trade fair for perimeter protection, fencing and building security	2	14/1	16/1	3 102	3 102	547	0		10	78	16			T	2 236	420	537	11	7	
	POWTECH/TechnoPharm - World-Leading Trade Fair for Processing, Analysis, and Handling of Powder and Bulk Solids + Int. Trade Fair for Life Science Process Technologies	1	30/9	2/10	27 477	27 477	7 444	0		30	930	300			T	15 235	5 462	537	11	19	
	SENSOR + TEST - The measurement fair	1	3/6	5/6	7 936	7 936	2 041	0		28	575	209			T	7 983	1 756	29	11	19	

2014 EVENTS BY CITY

	Interval Year	Opening date	Closing date	Space						Exhibitors						Visitors				Organizer	Auditor	Industrysector	
				Rented Space (sq.m)						Exhibitors with their own stands			Represented firms			Admission for Trade/Public							
				Total	Halls		Open air		from ... countries	Total	Foreign	Total	Foreign	Total	Foreign								
					Total	Foreign	Total	Foreign								Total	Foreign						
Nürnberg (D)																							
SMT / HYBRID / PACKAGING - International Exhibition and Conference for System Integration in Micro Electronics	1	6/5	9/5	13 363	13 363	2 159	0		27	498	166	58	51	T	18 107	4 527	475	11	18				
Spielwarenmesse - International Toy Fair	1	29/1	3/2	108 098	108 098	58 556	0		61	2 700	1 923			T	75 348	42 195	537	11	3				
SPS/IPC/DRIVES - Electric Automation, Systems and Components	1	25/11	27/11	70 906	70 906	11 867	0		41	1 602	508	235	90	T	56 787	13 205	476	11	18				
Werkstätten:Messe - Trade fair for vocational rehabilitation and exhibition of workshops for persons with disabilities	1	13/3	16/3	6 694	6 694	180	0		5	212	5			T/P	21 190	36	537	11	27				
Offenbach (D)																							
I.L.M. Summer Styles - Intern. leather goods fair	1	6/9	8/9	12 848	12 848	5 018	0		19	272	116			T	5 183	1 379	492	11	25				
I.L.M. Winter Styles - Intern. leather goods fair	1	8/3	10/3	12 722	12 722	4 762	0		22	282	133			T	5 185	1 270	492	11	25				
Offenburg (D)																							
Badische Weinmesse - Regional wine exhibition	1	10/5	11/5	1 210	1 210	11	0		3	133	2			P	4 846	58	493	11	27				
OBERRHEIN-MESSE - Consumer goods exhibition	1	27/9	5/10	19 983	9 790	749	10 193	61	13	470	30	1		P	65 488		493	11	27				
Orléans (F)																							
ANTIQUITES	1	07/03	07/03	1 949	1 949	12	0	0	1	83	1			P	4 492	0	545	10	3				
GASTRONOMIE ET VINS	1	21/11	24/11	2 723	2 723	0	0	0	0	192	0			P	24 216	0	545	10	2				
HABITAT & DECORATION	1	26/09	29/09	5 873	5 611	18	262	0	1	305	1			P	14 201	0	545	10	13				
SALONS CE ORLEANS	1	02/10	03/10	339	339	0	0	0	0	46	0			T	667	0	142	10	4				
TERRE NATURELLE	1	18/10	20/10	1 120	1 120	60	0	0	1	122	1			P	5 592	0	545	10	27				
VINS DE FRANCE	1	14/02	16/02	860	860	6	0	0		105	1			P	4 806	0	116	9	2				
Ostroda (PL)																							
AMIA	1	8/4	10/4	819	819	16	0	0	2	40	1			T	1 796		233	5	5				
ATP AND CONFRENCE	1	24/9	25/9	384	384	20	0	0	2	37	1			T	54	34	233	5	6				
AUTO MOTO ARENA	1	14/2	16/2	1 182	1 182	0	0	0	1	25	0			P	6 500		233	5	16				
FABOLOUS SANTA CLAUS	1	6/12	7/12	539	539	0	0	0	1	48	0			P	12 123		233	5	27				
GREEN ARENA	1	23/10	25/10	585	585	24	0	0	3	41	2			T/P	1 398		233	5	3				
GREEN EXPO-MARCH	1	15/3	16/3	709	709	0	0	0	1	36	0			P	2 825		233	5	3				
GREEN EXPO-MAY	1	17/5	18/5	520	520	0	0	0	1	28	0			P	942		233	5	3				
HUBERTUS ARENA	1	8/11	9/11	1 714	1 714	9	0	0	2	101	1			P	13 954		233	5	3				
MTM / ARENA INSIDE	1	2/9	5/9	8 400	8 400	101	0	0	5	125	7			T	13 651	2 600	233	5	12				
PUBLIC WORLD	1	26/5	28/5	680	680	60	0	0	2	35	2			T/P	1 155		233	5	4				
Oulu (SF)																							
Northern Industry 2014 Fair	2	21/5	22/5	5 804	4 396		1 408		10	347		2		T	3 765		240	14	19				
Oulx (I)																							
BOSTER	2	26/9	28/9	7 212	502	0	6 710	0	12	80	5	49	29	T/P	6 585	132	548	6	1				
Ourense (E)																							
CELEBRA - SALÓN DE BODAS, COMUNIONES, BAUTIZOS Y ACTOS SOCIALES	1	15/11	16/11	1 268	1 080	12	0	0	2	57	1			P			248	13	3				
FUNER GAL - FERIA INTERNACIONAL DE PRODUCTOS Y SERVICIOS FUNERARIOS	2	7/11	8/11	2 529	2 259	561	0	0	10	85	21			T	396	60	248	13	4				

2014 EVENTS BY CITY

	Interval Year	Opening date	Closing date	Space					Exhibitors					Visitors				Organizer	Auditor	Industry sector	
				Rented Space (sq.m)					Exhibitors with their own stands			Represented firms		Admission for Trade/Public	Total						
				Total	Halls		Open air		from ... countries	Total	Foreign	Total	Foreign		Total	Foreign					
	Total	Foreign	Total	Foreign		Total	Foreign	Total	Foreign		Total	Foreign									
Ourense (E)																					
	1	14/5	15/5	2 948	1 539	0	0	0	1	59	0	0	0	T/P			248	13	22		
	1	5/12	8/12	6 560	6 488	0	0	0	1	36	0	0	0	P			248	13	3		
	1	7/3	9/3	4 008	3 969	30	12	0	2	96	2	0	0	P			248	13	25		
	1	9/4	10/4	2 641	1 786	0	0	0	1	44	0	0	0	T/P			248	13	7		
	1	10/10	12/10	6 356	6 320	0	0	0	1	30	0	0	0	P			248	13	16		
	1	3/10	5/10	6 464	6 320	0	0	0	1	30	0	0	0	P			248	13	16		
	1	1/10	4/10	2 355	1 780	1 296	0	0	26	194	148	0	0	T/P	1 188	1 133	248	13	6		
	1	5/2	9/2	4 564	4 178	726	0	0	9	184	45	0	0	T/P	1 599	167	248	13	3		
Padova (I)																					
	1	23/10	26/10	40 149	33 917	2 318	6 232	234	11	829	99	0	0	T/P	48 850	0	549	6	16		
	1	10/5	18/5	40 000	30 000	2 423	10 000	0	20	1 000	102	69	11	P	300 000	17 000	549	6	27		
	1	20/9	22/9	35 000	32 735	2 519	2 265	0	20	550	58	341	136	T/P	60 000	406	549	6	3		
	1	10/9	12/9	35 000	31 750	5 000	3 250	218	10	350	40	20	13	T	18 000	860	549	6	1		
	2	30/11	3/12	25 000	25 000	2 110	0	0	2	300	2	41	7	T	24 000	116	549	6	2		
Palma de Mallorca (E)																					
	2x1	18/6	21/6	1 088	847	0	241	0	1	40	0	7	0	T/P			367		9		
	1	14/11	16/11	1 885	1 835	0	0	0	1	85	0	14	0	P	3 309	0	367		3,24,25		
	1	30/4	4/5	7 469	1 066	72	6 403	436	26	135	18	205	96	T/P	10 355	1 338	367		3		
Paris (F)																					
	1	19/03	20/03	739	739	75	0	0	4	51	6	3	3	T	699	93	91	10	19		
	2x1	15/09	18/09	1 779	1 779	1 761	0	0	10	160	158			T	incl. in Texworld		487	10	25		
	1	09/10	10/10	2 254	2 254	674	0	0		184	55			T	4 807	84	234	9	13		
	1	27/03	30/03	5 406	5 406	2 178	0	0		138	53			T/P	47 264	0	45	9	3		
	1	16/06	16/06	133	133	0	0	0	0	58	0			T	92	0	433	9	4		
	2x1	14/03	16/03	1 932	1 932	261	0	0		101	13			P	31 178	0	254	9	13		
	1	30/08	01/09	5 977	5 977	1 543	0	0	8	105	32	105	32	T	3 168	0	524	10	13		
	2x1	05/09	08/09	6 015	6 015	3 067	0	0	83	506	258	41	17	T	10 936	2 955	587	10	24		
	1	04/11	06/11	12 917	12 917	10 600	0	0	50	453	367	7	5	T	16 678	11 948	142	10	21		
	1	29/11	07/12	14 791	14 791	2 069	0	0	19	429	69	47	0	P	146 494	0	142	10	3		
	1	29/10	02/11	3 696	3 696	969	0	0	27	210	53			P	109 952	0	225	10	2		
	1	09/04	10/04	1 050	1 050	50	0	0	4	109	6			T	3 128	115	123	10	21		
	1	05/11	06/11	1 776	1 776	0	0	0	0	144	0			T	7 422	38	142	10	15		
	1	14/01	15/01	1 170	1 170	186	0	0	0	126	23			T/P	2 189	166	638	9	14		
	1	19/11	23/11	3 764	3 764	406	0	0	10	308	31	3	1	P	65 741	0	142	10	13		
	1	26/03	27/03	1 306	1 306	149	0	0	8	157	18			T	3 959	229	587	10	21		
	1	23/09	25/09	5 571	5 571	622	0	0	19	462	58			T	19 764	1 630	142	10	4		
	2	17/11	20/11	47 717	47 717	17 529	0	0	39	1 273	570	294	221	T	39 031	11 285	142	10	19		

2014 EVENTS BY CITY

Interval Year	Opening date	Closing date	Space						Exhibitors						Visitors				Organizer	Auditor	Industry sector
			Rented Space (sq.m)						Exhibitors with their own stands			Represented firms			Admission for Trade/Public						
			Total	Halls		Open air		from ... countries	Total	Foreign	Total	Foreign	Total	Foreign	Total	Foreign					
				Total	Foreign	Total	Foreign														
Paris (F)																					
ENOVA PARIS (CARREFOUR DE L'ÉLECTRONIQUE, MESUREXPOVISION, OPTO, RF&HYPER)	1	16/09	18/09	4 240	4 240	568	0	0	13	305	38	83	73	T	5 337	252	323	10	19		
EQUIP HOTEL	2	16/11	20/11	43 294	43 294	11 384	0	0	36	1 412	365			T	71 645	12 777	587	10	2		
EQUIPBAIE	2	18/11	21/11	14 834	14 834	6 758	0	0	24	319	134			T	19 885	2 564	587	10	5		
EQUIPMAG	2	16/09	18/09	9 672	9 672	1 466	0	0	3	450	67	30	8	T	11 215	915	142	10	4		
EUROSATORY	2	16/06	20/06	72 369	45 026	26 224	27 343	11 850	58	1 507	1 036			T	55 784	28 565	140	10	7		
EXPOBIOGAZ	2	03/06	05/06	1 480	1 480	300	0	0	3	113	24	6	5	T	2 210	205	322	10	10		
EXPOPROTECTION	2	04/11	06/11	19 904	19 904	7 629	0	0	31	691	272			T	25 254	4 754	587	10	7		
FAIRE CONSTRUIRE SA MAISON	1	12/09	14/09	2 406	2 406	104	0	0	4	96	7	4	0	P	19 114	0	552	10	15		
FATEX	1	03/07	05/07	1 002	1 002	1 002	0	0		94	94			T	1 121	355	578	10	25		
FIAC	1	22/10	26/10	1 734	1 734	1 040	0	0	14	70	40			T/P	14 361	0	587	10	3		
FOIRE D'AUTOMNE	1	24/10	02/11	9 718	9 718	714	0	0	14	322	32			P	106 558	0	142	10	27		
FOIRE INTERNATIONALE	1	30/04	11/05	78 422	77 183	10 399	1 239	0	56	2 130	476	8	1	P	570 032	0	142	10	27		
FORUMLED EUROPE	2	14/10	15/10	708	708	198	0	0		68	17			T	1 356	366	114	9	19		
FRANCE VET	1	20/06	21/06	337	337	337	0	0	13	161	35			T	2 120	429	132	10	1		
FRANCHISE EXPO PARIS	1	23/03	26/03	10 287	10 260	1 520	27	0	21	433	79	76	8	T	36 784	2 109	587	10	4		
FROMAGE ET PRODUITS LAITIERS	2	23/02	26/02	2 085	2 085	300	0	0	11	165	34			T	6 329	1 082	142	10	2		
GALEC	1	04/02	05/02	5 175	5 175	0	0	0	0	500	0			T	1 376	0	302	9	7		
HALAL	1	08/04	09/04	390	390	195	0	0		41	23			T	582	69	321	10	2		
IFTM TOP RESA	1	23/09	26/09	9 477	9 477	4 290	0	0	79	441	173	20	6	T	23 909	5 043	587	10	3		
IMMOBILIER	1	03/04	06/04	2 778	2 778	0	0	0	11	141	30			P	17 737	0	142	10	15		
INDUSTRIE PARIS	2	31/03	04/04	26 807	26 807	3 683	0	0	23	668	136			T	19 044	1 375	324	10	19		
INTELLIGENT BUILDING SYSTEMS	1	24/09	25/09	1 269	1 269	165	0	0		137	16	20	0	T	3 830	142	364	10	5		
INTERFILIERE	2x1	25/01	27/01	3 138	3 138	2 509	0	0	32	155	119	12	11	T	9 788	5 931	222	10	25		
INTERFILIERE	2x1	05/07	07/07	6 191	6 191	5 422	0	0	32	254	212	12	11	T	10 293	6 903	222	10	25		
IT PARTNERS	1	04/02	05/02	3 605	3 605	497	0	0	16	258	46			T	7 344	39	587	10	21		
JEC WORLD COMPOSITES SHOW	1	11/03	13/03	21 580	21 580	16 541	0	0		1 018	792			T	20 780	15 116	405	9	19		
JOURNEES INTERNATIONALES DE BIOLOGIE	1	08/10	10/10	829	829	106	0	0	7	73	10	5	0	T	2 927	901	587	10	22		
L'AIGUILLE EN FÊTE	1	06/02	09/02	2 864	2 864	551	0	0		263	54			P	32 574	0	160	10	3		
L'AIGUILLE EN FÊTE VERSION PRO	1	09/03	11/03	1 613	1 613	562	0	0		67	18			T	4 497	0	160	10	3		
LE MONDIAL DU TATOUAGE	1	07/03	09/03	1 560	1 560	960	0	0		295	189			P	23 124	0	436	9	3		
LE SALON DU BIEN ÊTRE MÉDECINE DOUCE & THALASSO	1	17/01	19/01	499	499	9	0	0		45	1			P	3 065	0	645	10	14		
LE SALON DU MARIAGE	1	20/09	21/09	1 486	1 486	36	0	0		125	2			T	11 626	0	441	9	27		
LIVRE	1	21/03	24/03	15 728	15 728	2 316	0	0	16	1 126	230	1 126	230	P	180 541	0	587	10	3		
LOSANGEXPO	1	08/11	09/11	4 418	4 418	100	0	0	6	141	6	3	3	T	5 393	22	167	10	2		
MADE IN FRANCE PREMIÈRE VISION	1	09/04	10/04	740	740	0	0	0	0	99	0			T	2 575	119	578	9	25		
MAISON&OBJET	1	24/01	28/01	114 780	114 780	70 461	0	0	61	2 447	1 209	306	107	T	239 934	116 223	611	10	12		
MAISON&OBJET ÉDITEUR	1	24/01	28/01	3 405	3 405	2 767	0	0	12	97	75	14	8	T	incl. in Maisons&objet		611	10	12		
MAKEUP IN PARIS	1	12/06	13/06	1 385	1 385	967	0	0		101	68			T	2 943	696	84	9	14		
MANUTENTION	2	17/11	20/11	47 717	47 717	17 529	0	0	39	1 273	570	294	221	T	39 031	11 285	142	10	19		
MAP PRO	1	24/09	25/09	1 343	1 343	264	0	0	14	270	40	12	12	T	2 012	330	587	10	3		

2014 EVENTS BY CITY

	Interval Year	Opening date	Closing date	Space					Exhibitors					Visitors				Organizer	Auditor	Industry sector
				Rented Space (sq.m)					Exhibitors with their own stands			Represented firms		Admission for Trade/Public						
				Total	Halls		Open air		from ... countries	Total	Foreign	Total	Foreign	Total	Foreign	Total	Foreign			
					Total	Foreign	Total	Foreign												
Paris (F)																				
	MARKETING POINT DE VENTE	2	01/04	03/04	4 761	4 761	1 125	0	0	14	220	45			T	7 648	842	587	10	11
	MDD EXPO	1	08/04	09/04	6 096	6 096	1 933	0	0	27	550	168			T	4 639	623	324	10	2
	MICROWAVE & RF	1	19/03	20/03	473	473	57	0	0	7	53	9	2	1	T	929	53	91	10	19
	MIDEST	1	04/11	07/11	20 977	20 977	7 766	0	0	43	1 563	640	74	9	T	25 052	3 676	587	10	19
	MILLESIME BIO	1	27/01	29/01	2 520	2 520	560	0	0		785	179			P	4 968	0	654	9	2
	MOBILITY FOR BUSINESS	1	15/10	16/10	789	789	68	0	0		92	6	92	6	T	3 156	644	513	10	21
	MODE CITY PARIS	1	05/07	07/07	8 590	8 590	6 033	0	0	38	316	222			T	14 998	10 421	222	10	25
	MONDIAL BODY FITNESS FORM'EXPO	1	19/03	21/03	5 165	5 165	1 475	0	0	11	101	25			T	20 916	401	587	10	14
ufi	MONDIAL DE L'AUTOMOBILE	2	04/10	19/10	74 054	71 253	8 869	2 801	82	33	240	33			P	1 253 513	0	30	10	16
	NAUTIC	1	05/12	14/12	40 462	40 462	8 045	0	0	30	720	135	1 399	646	P	222 228	0	587	10	3
	NOW! DESIGN À VIVRE	1	24/01	28/01	8 168	8 168	5 026	0	0	18	188	111	39	27	T	incl. in Maisons&objet		611	10	13
	ONLINE INFOPROMOTIONS	1	11/06	12/06	432	432	0	0	0	50	0				P	1 345	53	382	10	21
	PACK & GIFT	1	04/01	05/01	2 100	2 100	560	0	0		168	44			T	2 891	305	368	9	11
	PARASITEC	2	19/11	21/11	1 406	1 406	507	0	0		78	43			T	2 514	782	557	9	10
	PARIS GAMES WEEK	1	29/10	02/11	10 136	10 136	769	0	0	8	97	13	17	0	P	169 904	0	142	10	3
	PARIS PHOTO	1	13/11	16/11	6 052	6 052	4 097	0	0	34	169	115			T/P	56 262	0	587	10	3
	PARIZZA	1	05/02	06/02	1 030	1 030	194	0	0	1	51	10	1	0	T	2 441	160	587	10	2
	PATRIMOINE CULTUREL	1	06/11	09/11	3 040	3 040	530	0	0	11	346	50			T/P	16 734	1 547	67	10	3
	PHARMAPACK EUROPE	1	12/02	13/02	2 544	2 544	1 614	0	0		342	219			T	3 068	1 357	695	9	22
	PHOTO	1	13/11	17/11	6 052	6 052	4 097	0	0	9	169	115			T/P	64 303	2 067	142	10	3
	PISCINE & SPA	1	06/12	14/12	4 448	4 448	182	0	0	7	60	7	5	0	P	32 411	0	587	10	3
	PLAYTIME	2x1	05/07	07/07	3 700	3 700	2 660	0	0		372	240			T	7 179	3 291	559	9	25
	PLONGEE SOU	1	10/01	12/01	4 038	4 038	835	0	0		355	116			P	29 134	0	357	9	3
	PREMIERE VISION ACCESSORIES	2x1	18/02	20/02	5 648	5 648	4 734	0	0	23	294	249			T	27 065	18 550	514	9	25
	PREMIERE VISION ACCESSORIES	2x1	16/09	18/09	6 181	6 181	5 120	0	0	26	319	266			T	25 645	17 079	514	9	25
	PREMIERE VISION DESIGNS	2x1	18/02	20/02	2 406	2 406	2 100	0	0	20	198	162			T	14 966	11 435	567	9	25
	PREMIERE VISION DESIGNS	2x1	16/09	18/09	2 478	2 478	2 211	0	0	21	221	188			T	15 221	11 285	566	9	25
	PREMIERE VISION FABRICS	2x1	18/02	20/02	30 003	30 003	26 869	0	0	30	739	649			T	51 854	38 607	567	9	25
	PREMIERE VISION FABRICS	2x1	16/09	18/09	31 888	31 888	28 894	0	0	33	780	699			T	53 038	39 067	567	9	25
	PREMIERE VISION LEATHER	2x1	18/02	20/02	7 227	7 227	6 047	0	0		375	318			T	21 395	13 095	434	9	25
	PREMIERE VISION MANUFACTURING	2x1	16/09	18/09	1 599	1 599	1 452	0	0	11	134	118			T	6 804	3 996	578	9	25
	PREMIERE VISION YARNS	2x1	18/02	20/02	981	981	952	0	0	16	39	37			T	51 854	38 607	238	9	25
	PREMIERE VISION YARNS	2x1	16/09	18/09	1 161	1 161	1 132	0	0	16	51	49			T	53 038	39 067	238	9	25
	REEDUCA PARIS	1	19/09	21/09	550	550	550	0	0	6	126	11			T	6 093	215	587	10	22
	RENCONTRES PEINTURE ANTICORROSION	1	01/04	01/04	618	618	48	0	0		45	3			T	329	7	538	9	19
	RENCONTRES UNIVERSITÉS ENTREPRISES (RUE)	1	20/03	21/03	2 272	2 272	0	0	0	85	0				T	3 676	0	333	9	8
	RETROMOBILE	1	05/02	09/02	18 341	18 341	4 186	0	0	17	417	88			P	93 760	0	142	10	16
	RTS EMBEDDED SYSTEMS	1	19/03	20/03	611	611	51	0	0	4	46	5			T	1 667	128	91	10	21
ufi	S.I.A	1	22/02	02/03	47 756	47 756	2 770	0	0	25	1 052	105			T/P	692 324	4 580	142	10	1
	SALON ADMISSION POST BAC IDF	1	10/01	11/01	2 960	2 960	0	0	0	0	159	0			P	41 000	0	333	9	8
	SALON D'AUTOMNE	1	14/10	19/10	2 248	2 248	314	0	0		859	121			P	30 000	0	637	9	3
	SALON DE LA PODOLOGIE AFDP	1	14/03	15/03	1 495	1 495	37	0	0		50	4			T	3 850	921	41	9	22











2014 EVENTS BY CITY

	Interval Year	Opening date	Closing date	Space				Exhibitors						Visitors				Organizer	Auditor	Industry sector
				Rented Space (sq.m)				Exhibitors with their own stands			Represented firms			Admission for Trade/Public						
				Total	Halls		Open air		from ... countries	Total	Foreign	Total	Foreign	Total	Foreign	Total	Foreign			
					Total	Foreign	Total	Foreign												
Paris (F)																				
SALON DES FORMATIONS ARTISTIQUES	1	18/01	19/01	814	814	0	0	0	0	62	0			P	8 006	0	334	9	8	
SALON DES SOLIDARITÉS	2	12/06	14/06	1 664	1 664	221	0	0		211	30			P	20 401	0	65	9	3	
SALON DES VÉHICULES DE LOISIRS	1	10/10	13/10	14 272	4 532	0	9 740	0	0	15	0			P	5 097	0	656	10	3	
SALON PARIS FERMIER DE PRINTEMPS	1	17/10	19/10	714	714	0	0	0	0	96	0			T/P	11 902	0	36	9	2	
SALON PARIS FERMIER	1	31/10	02/11	498	498	0	0	0	0	73	0			P	9 354	0	36	9	2	
SALON PHILATÉLIQUE D'AUTOMNE	1	06/11	09/11	1 293	1 293	216	0	0		75	21			P	10 000	0	134	9	3	
SALON STUDYRAMA DES FORMATIONS ARTISTIQUES ET CULTURELLES	1	18/01	19/01	814	814	0	0	0	0	62	0			P	8 006	0	335	9	8	
SALON STUDYRAMA DES MASTERS 1 ET 2, MS ET MBA	2x1	07/03	08/03	774	774	72	0	0		99	8			P	7 513	0	335	9	8	
SALON STUDYRAMA SUP'ALTERNANCE	1	04/04	05/04	1 269	1 269	0	0	0	0	127	0			P	16 017	0	335	9	8	
SALON STUDYRAMA SUP'ALTERNANCE	1	04/04	05/04	1 269	1 269	0	0	0	0	127	0			P	16 017	0	335	9	8	
SALON SUGAR PARIS	1	04/04	06/04	631	631	196	0	0	10	54	21			P	16 094	0	319	10	2	
SALONS CE PARIS	2x1	04/02	06/02	2 997	2 997	0	0	0	0	276	0			T	5 914	0	142	10	4	
SALONS CE PARIS & LOISIR EXPO	2x1	16/09	18/09	3 013	3 013	32	0	0	4	308	9			T	6 438	0	142	10	4	
SALONS SOLUTIONS	1	30/09	02/10	1 930	1 930	61	0	0	7	177	8			T	3 936	195	382	10	21	
SANDWICH & SNACK SHOW	1	05/02	06/02	4 829	4 829	709	0	0	13	265	41	18	2	T	10 831	893	587	10	2	
SATIS	1	18/11	20/11	2 483	2 483	425	0	0	10	136	26	40	10	T	10 659	509	587	10	21	
SAVEUR DES PLAISIRS GOURMANDS	1	19/11	23/11	826	826	34	0	0	5	79	5			P	29 559	0	142	10	2	
SAVEURS DES PLAISIRS GOURMANDS	2x1	05/12	08/12	3 122	3 122	185	0	0	9	289	18			P	33 666	0	142	10	2	
SIAL, TENUE CONJOINTE AUX SALONS IPA ET I	2	19/10	23/10	124 646	124 646	103 056	0	0	103	6 254	5 345	155	103	T	155 766	110 338	632	10	2	
SIEC	1	17/06	19/06	3 348	3 348	15	0	0		77	1			T	6 425	187	153	9	15	
SIL	1	25/01	27/01	10 424	10 424	6 229	0	0	32	324	221			T	16 385	9 693	222	10	25	
SILMO	1	26/09	29/09	34 112	34 112	20 111	0	0	38	858	645			T	33 301	18 676	142	10	23	
SIMI	1	03/12	05/12	8 168	8 168	28	0	0	2	313	2	46	0	T	23 155	306	381	10	15	
SIMP	1	22/06	22/06	529	529	260	0	0	11	99	47			P	589	100	163	10	13	
SITEP	1	19/09	21/09	435	435	273	0	0		27	21			P	2 042	220	138	9	15	
SITL EUROPE	2	01/04	04/04	13 922	13 922	2 381	0	0	25	750	141	306	57	T	17 423	2 117	587	10	26	
SMCL	1	25/11	27/11	25 072	25 072	1 032	0	0	16	867	38	104	0	T	55 526	855	381	10	4	
SOLUTIONS RESSOURCES HUMAINES	1	18/03	20/03	2 911	2 911	81	0	0	7	246	7			T	6 630	248	382	10	21	
TEXWORLD	2x1	17/02	20/02	11 716	11 716	11 703	0	0	24	764	743			T	13 406	11 396	487	10	25	
TEXWORLD	1	15/09	18/09	14 281	14 281	14 277	0	0	27	881	880			T	14 947	12 812	487	10	25	
TRADEXPO	2x1	12/01	16/01	8 588	8 588	2 446	0	0	10	172	42	29	20	T	4 695	773	323	10	13	
TRADEXPO	2x1	07/09	10/09	7 024	7 024	1 563	0	0	8	134	17	6	1	T	3 598	607	323	10	13	
TRANOI FEMME	2x1	28/02	03/03	3 407	3 407	2 715	0	0		370	300			T	7 344	5 639	676	9	25	
TRANOI HOMME	2x1	18/01	20/01	1 379	1 379	1 111	0	0		149	117			T	2 075	1 482	676	9	25	
TRANOI HOMME	2x1	29/06	01/07	1 559	1 559	1 281	0	0		180	145			T	2 009	1 407	676	9	25	
TRANOI PREVIEW	1	25/01	27/01	649	649	404	0	0		78	53			T	1 505	998	676	9	25	
TRANOI PREVIEW	1	04/07	06/07	1 059	1 059	840	0	0		110	82			T	1 769	1 286	676	9	25	
TRANSPORTS PUBLICS	2	10/06	12/06	7 869	7 869	3 773	0	0	18	217	68			T	7 364	910	317	10	26	
VAPEXPO	1	21/09	23/09	2 326	2 326	591	0	0		119	39			T/P	6 622	920	707	9	27	
VENDING PARIS (EX. DA VENDING EXPO)	1	05/02	06/02	2 464	2 464	721	0	0	12	99	33			T	2 907	547	587	10	2	
VERSION SCRAP	1	04/04	06/04	881	881	149	0	0		59	9			P	21 306	0	319	10	3	

2014 EVENTS BY CITY

	Interval Year	Opening date	Closing date	Space					Exhibitors					Visitors				Organizer	Auditor	Industry sector
				Rented Space (sq.m)					Exhibitors with their own stands			Represented firms		Admission for Trade/Public						
				Total	Halls		Open air		from ... countries	Total	Foreign	Total	Foreign	Total	Foreign	Total	Foreign			
	Total	Foreign	Total	Foreign																
Paris (F)																				
VINS DES VIGNERONS INDEPENDANTS	1	28/03	31/03	3 405	3 405	0	0	0	0	557	0			P	47 485	0	712	10	2	
VINS DES VIGNERONS INDÉPENDANTS	1	27/11	01/12	6 180	6 180	0	0	0	0	1 012	0			P	139 985	0	712	10	2	
VISCOM PARIS	1	09/09	11/09	4 638	4 638	986	0	0	14	153	41	4	0	T	7 250	771	587	10	11	
WORLD NUCLEAR EXHIBITION WNE	2	14/10	16/10	6 638	6 638	1 388	0	0	23	459	94	23	3	T	7 215	1 554	587	10	10	
Parma (I)																				
CIBUS	2	5/5	8/5	52 663	52 270	1 279	393	0	24	2 080	76	118	36	T	56 402	5 098	277	12	2	
CIBUS TEC food-pack	3	28/10	31/10	23 997	23 755	2 795	242	0	20	729	102	186	104	T	23 890	6 364	277	12	2	
EUROSTAMPI	1	27/3	29/3	4 168	4 168	540	0	0	8	162	16	97	71	T	6 895	95	627	6	19	
GOTHA MOSTRA INTERNAZIONALE DI ANTIQUARIATO	2	15/11	23/11	2 388	2 388	126	0	0	5	71	5	0	0	P	4 646	0	277	6	13	
IL SALONE DELCAMPER	1	13/9	21/9	33 737	33 165	13 103	572	280	8	212	31	64	18	P	90 076	0	277	12	3	
MECSPE	1	27/3	29/3	10 407	10 407	588	0	0	10	301	25	140	97	T	15 369	220	627	6	19	
MERCANTEINFIERA AUTUNNO	1	4/10	12/10	17 884	17 884	853	0	0	14	920	48	0	0	T/P	49 951	924	277	6	13	
MERCANTEINFIERA PRIMAVERA	1	1/3	9/3	16 573	16 573	696	0	0	12	883	39	0	0	T/P	47 339	861	277	6	13	
SPS	1	20/5	22/5	18 332	18 332	9 463	0	0	21	420	159	164	123	T	21 128	761	489	6	18	
Passau (D)																				
Passauer Frühling DreiLänderMesse - Regional exhibition	2	29/3	6/4	11 271	9 571	1 379	1 700	155	8	409	62	15		P	66 196		417	11	27	
Pau (F)																				
FOIRE EXPOSITION	1	05/09	14/09	10 911	10 911	0	0	0	0	279	0			P	54 630	0	60	9	27	
HABITAT DECORATION JARDIN	1	20/03	23/03	5 507	5 507	0	0	0	0	274	0			P	11 536	0	60	9	13	
Perigueux (F)																				
FOIRE EXPOSITION	1	13/09	21/09	23 535	5 825	882	17 710	0	4	215	4			P	58 976	0	554	10	27	
HABITAT EXPO	1	04/04	06/04	2 913	2 853	0	60	0	0	113	0			P	4 254	0	554	10	13	
Perpignan (F)																				
MEDFEL	1	13/05	15/05	2 710	2 710	897	0	0	14	229	87			T	5 315	1 406	11	10	1	
Piacenza (I)																				
APIMELL	1	7/3	9/3	2 667	2 667	567	0	0	10	92	13	7	5	T/P	24 718	0	558	6	1	
FRANCHISING NORD	1	24/5	25/5	996	996	183	0	0	6	72	11	0	0	T	1 472	132	579	12	4	
GEOFLUID	2	1/10	4/10	11 600	6 425	489	5 175	125	15	245	33	87	78	T	10 773	2 483	558	12	10	
Piteá (S)																				
Stora Nolia	1	2/8	10/8	35 030	6 315		28 715		9	469		59		P	94 492		534	17	27	
Plovdiv (BG)																				
AGRA	1	4/3	8/3	19 754	6 903	928	12 851	377	14	412	83			T/P	17 676	4	389	5	1	
Foodtech	1	2/4	5/4	282	273	36	9	0	4	16	3			T/P	incl. in Vinaria		389	5	2	
International Technical Fair	1	29/9	4/10	17 032	7 031	2 167	10 001	196	22	452	115			T/P	20 568	6	389	5	19	
Medicus Dento Galenia	1	22/10	25/10	1 221	1 221	29	0	0	3	70	2			T/P	2 837	4	389	5	22	
Vinaria	1	2/4	5/4	2 252	2 089	195	163	0	9	106	28			T/P	3 664	11	389	5	2	
Poitiers (F)																				
ARMES ANCIENNES	1	23/02	23/02	668	668	43	0	0		97	5			P	2 564	0	9	10	3	
ART DE VIVRE AU JARDIN	1	12/10	12/10	1 586	1 586	0	0	0	0	130	0			T	217	0	139	10	13	
BRADERIE EMMAUS	1	28/03	30/03	2 667	2 667	0	0	0	0	1	0			P	21 200	0	145	9	27	
EQUIPEMENT PROFESSIONNEL ET DU BRICOLAGE	1	16/02	17/02	2 931	2 931	0	0	0	0	283	0			T	875	0	139	10	1	

2014 EVENTS BY CITY

	Interval Year	Opening date	Closing date	Space						Exhibitors						Visitors				Organizer	Auditor	Industrysector	
				Rented Space (sq.m)						Exhibitors with their own stands			Represented firms			Admission for Trade/Public	Total						
				Total	Halls		Open air		from ... countries	Total	Foreign	Total	Foreign	Total	Foreign		Total	Foreign					
					Total	Foreign	Total	Foreign								Total			Foreign				
Poitiers (F)																							
	1	18/10	19/10	249	249	0	0	0	0	11	0	0	0	T	1 541	0	59	9	1				
	1	17/05	25/05	13 184	5 075	281	8 109	0	5	184	20	1	0	P	59 529	0	107	10	27				
	1	26/09	28/09	1 678	1 678	0	0	0	0	99	0			P	2 970	0	320	10	13				
	1	31/01	02/02	2 632	2 632	0	0	0	0	152	0			P	9 176	0	107	10	13				
	1	31/01	02/02	547	547	0	0	0	0	42	0	2	0	P	9 176	0	107	10	27				
Pordenone (I)																							
	1	24/9	25/9	2 720	2 720	986	0	0	20	174	68	56	26	T	1 537	281	579	12	19				
	1	14/10	17/10	12 780	12 780	2 370	0	0	27	498	154	170	71	T	15 014	4 957	244	12	12				
Porto (P)																							
	1	4/9	7/9	10 177	10 177	330	0	0	3	157	7	0	0	T	8 519	133	243	2	12				
	2	19/11	22/11	16 629	16 620	2 389	9	0	5	390	102	0	0	T	26 096	1 470	243	2	5				
	1	10/5	12/5	8 885	8 885	1 616	0	0	9	241	67	0	0	T/P	37 324	474	243	2	14				
	2	19/11	22/11	843	843	66	0	0	2	26	5	0	0	T	8 486	295	243	2	19				
	2	19/11	22/11											T			243	2	5	cf. note			
	1	30/1	2/2	7 157	7 157	0	0	0	0	122	0	0	0	T/P	7 965	193	243	2	12				
	1	25/9	28/9	3 686	3 686	433	0	0	4	138	16	0	0	T	5 292	282	243	2	24				
Note: statistics included in FERRÁLIA																							
Poznan (PL)																							
	1	5/4	6/4	894	846	0	48	0	1	127	0			T/P	3 402		519	5	3				
	1	18/2	21/2	2 183	2 183	193	0	0	4	54	3			T/P	2 287	11	519	5	12				
	1	5/12	7/12	1 451	1 451	13	0	0	5	276	6			P	incl. in Cavaliada		519	5	3				
	1	11/3	14/3	22 806	22 468	3 659	338	16	28	737	170			T	34 549	1 405	519	5	5				
	1	5/12	7/12	9 979	9 979	183	0	0	5	95	9			T	28 454		519	5	3				
	1	11/3	14/3	1 331	1 325	56	6	0	6	37	5			T	incl. in Budma		519	5	5				
	1	11/9	13/9	6 857	6 857	777	0	0	16	263	53			T	13 906		231	5	22				
	1	28/5	30/5	3 177	3 177	3 177	0	0	1	240	240			T	4 700	144	519	5	27				
	1	16/9	19/9	18 056	15 757	2 280	2 299	126	21	313	107			T	12 052	489	519	5	12				
	1	28/2	2/3	3 201	3 201	64	0	0	8	363	28			T/P	28 725		519	5	8				
	2	4/9	6/9	56 407	306	38	56 101	951	10	117	18			T/P	5 508	8	519	5	1				
	1	26/3	28/3	704	704	80	0	0	9	69	18			T/P	1 274		519	5	17				
	1	13/5	15/5	2 232	2 216	177	16	0	8	125	18			T/P	6 440	75	519	5	9				
	1	23/5	24/5	3 312	3 312	77	0	0	4	78	4			T/P	4 517		519	5	3				
	2	3/6	6/6	1 352	1 352	84	0	0	15	95	35			T	incl. in ITM		519	5	19				
	1	7/5	8/5	147	147	0	0	0	1	24	0			T	3 868		519	5	4				
	1	16/9	19/9	3 664	3 650	880	14	0	15	137	46			T	incl. in Drema		519	5	12				
	1	27/2	1/3	13 595	13 577	1 410	18	0	18	460	68			T/P	22 237	157	519	5	3				
	1	11/3	14/3	629	629	66	0	0	5	20	6			T/P	incl. in Budma		519	5	5				
	1	14/10	17/10	517	517	16	0	0	3	72	2			T	incl. in Poleko		519	5	5				
	1	13/5	15/5	999	964	456	35	0	9	71	27			T/P	incl. in Expopower		519	5	9				

2014 EVENTS BY CITY

	Interval Year	Opening date	Closing date	Space					Exhibitors					Visitors				Organizer	Auditor	Industry sector
				Rented Space (sq.m)					Exhibitors with their own stands			Represented firms		Admission for Trade/Public						
				Total	Halls		Open air		from ... countries	Total	Foreign	Total	Foreign	Total	Foreign	Total	Foreign			
					Total	Foreign	Total	Foreign												
Poznan (PL)																				
	Happy Baby	1	25/10	26/10	1 310	1 309	4	1	0	2	105	13			T/P	incl. in Hobby & Tour Salon (Saturo	519	5	3	
	Hobby/ Aquazoo	1	25/10	26/10	11 909	11 909	64	0	0	4	341	11			T/P	50 962	519	5	3	
	Home Decor	1	18/2	21/2	2 906	2 906	372	0	0	10	102	14			T	incl. in Meble Polska	519	5	12	
	Instalacje	2	8/4	11/4	9 553	8 887	550	666	0	13	255	30			T/P	21 439 476	519	5	5	
	INTERMASZ	1	21/5	24/5	10 378	4 231	292	6 147	756	8	117	13			T	6 952 52	519	5	5	
	INTERMIC	2	26/2	28/2	1 077	1 077	471	0	0	8	68	47			T	incl. in Targi Mody Poznań (W)	519	5	25	
	Invest-Hotel	1	29/9	2/10	984	860	42	124	0	3	60	2			T	incl. in Polagra-Tech	519	5	2	
	ITM	1	3/6	6/6	19 806	19 615	5 364	191	35	27	789	425			T	13 262 265	519	5	19	
	Kamień - Stone	1	26/11	29/11	2 359	2 350	703	9	0	13	110	48			T/P	3 149 159	519	5	5	
	Kominki	2	11/3	14/3	2 019	1 797	331	222	0	9	77	18			T/P	incl. in Budma	519	5	5	
	Komtechnika	1	14/10	17/10	2 348	2 223	0	125	0	1	36	0			T	incl. in Poleko	519	5	5	
	Look/ Beauty Vision	1	26/4	27/4	4 522	4 486	92	36	0	9	230	17			T/P	14 081 34	519	5	14	
	Meble Polska	1	18/2	21/2	18 571	18 571	517	0	0	7	207	10			T	17 495 2 194	519	5	12	
	MEMENTO	2	28/11	30/11	1 234	1 234	451	0	0	6	60	6			T	6 362 159	519	5	4	
	Motor Show	1	27/3	30/3	32 588	25 625	890	6 963	0	5	128	6			P	67 064	519	5	16	
	Music Lab	1	25/10	27/10	293	293	0	0	0	1	20	0			T/P	1 089	519	5	3	
	OPTIKA	2	7/11	8/11	2 245	2 245	191	0	0	10	105	11			T	2 274 39	519	5	23	
	Polagra-Food	1	28/9	2/10	4 123	4 037	863	86	16	22	256	62			T/P	incl. in Polagra-Tech	519	5	2	
	Polagra-Gastro	1	28/9	2/10	2 172	2 172	142	0	0	4	69	5			T/P	incl. in Polagra-Tech	519	5	2	
	Polagra-Premiery	2	30/1	2/2	29 709	29 478	2 628	231	0	13	288	31			T/P	29 837 54	519	5	1	
	Polagra-Tech	1	28/9	2/10	10 530	10 333	655	197	29	18	266	58			T/P	58 564 1 122	519	5	2	
	Poleko	1	14/10	17/10	9 952	9 287	1 233	665	0	19	436	114			T	8 973 141	519	5	10	
	Poznan Game Arena	1	24/10	26/10	4 708	4 708	534	0	0	12	102	34			T/P	incl. in Hobby & Tour Salon (Saturo	519	5	21	
	Poznań Media-Expo	1	8/4	11/4	123	123	0	0	0	1	9	0			T	incl. in Instalacje	519	5	21	
	Poznan Optical Exhibition	1	11/4	12/4	454	454	20	0	0	2	54	2			T	376	519	5	23	
	Poznań Sport Fair	1	10/10	12/10	910	910	9	0	0	5	54	5			P	28 651	519	5	3	
	Reklama 360	1	14/5	16/5	1 445	1 445	18	0	0	3	56	2			T	2 378 327	519	5	4	
	Rybomania	1	21/2	23/2	11 207	11 207	330	0	0	7	137	10			T/P	14 685 2	519	5	3	
	Sakralia	1	26/11	28/11	715	715	13	0	0	3	60	2			T	942	519	5	4	
	SALMED	2	10/2	12/2	4 270	4 250	482	20	0	11	251	49			T	4 557 110	519	5	22	
	SAWO	2	9/4	11/4	5 017	4 387	1 468	630	0	23	203	62			T	3 777 86	519	5	7	
	SECUREX	2	8/4	11/4	5 021	5 015	939	6	0	19	206	52			T	incl. in Instalacje	519	5	7	
	SOFAB	1	16/9	19/9	633	633	38	0	0	3	17	3			T	incl. in Drema	519	5	17	
	Special Days	1	27/2	1/3	1 309	1 309	12	0	0	3	63	2			T/P	incl. in Gardenia	519	5	3	
	Subcontracting	1	26/3	28/3	426	426	24	0	0	4	52	3			T	487 5	519	5	4	
	Targi Mody Poznań (J)	1	2/9	4/9	5 393	5 393	1 654	0	0	18	258	83			T	3 397 139	519	5	25	
	Targi Mody Poznań (W)	1	26/2	28/2	5 744	5 744	1 734	0	0	17	241	69			T	4 101 163	519	5	25	
	TAROPAK	2	29/9	2/10	12 736	11 202	2 137	1 534	0	21	502	146			T	incl. in Polagra-Tech	519	5	11	
	Tastes of regions	1	27/9	30/9	1 345	1 345	29	0	0	4	168	3			P	incl. in Polagra-Tech	519	5	2	
	TCS	2	8/4	11/4	68	68	0	0	0	1	6	0			T	incl. in Instalacje	519	5	5	
	Tour Salon	1	23/10	25/10	4 531	3 731	1 134	800	0	32	441	151			T/P	10 978 137	519	5	6	
	TTM	2	27/3	30/3	6 767	6 320	1 176	447	0	14	296	107			T	13 302 95	519	5	16	
	Zielone Agro Show-Polskie Zboża	1	7/6	8/6	61 471	0	0	61 471	5 696	4	107	3			T/P	35 080	519	5	1	

2014 EVENTS BY CITY

	Interval Year	Opening date	Closing date	Space					Exhibitors					Visitors			Organizer	Auditor	Industry sector	
				Rented Space (sq.m)				Exhibitors with their own stands			Represented firms		Admission for Trade/Public	Total						
				Total	Halls		Open air		from ... countries	Total	Foreign	Total		Foreign	Total	Foreign				
	Total	Foreign	Total	Foreign		Total	Foreign	Total	Foreign		Total	Foreign								
Quimper (F)																				
HABITAT EXPO	1	18/10	20/10	1 719	1 719	0	0	0	0	109	0			P	7 691	0	320	10	13	
VINS ET GASTRONOMIE	1	07/03	10/03	1 057	1 057	0	0	0	0	137	0			P	12 268	0	320	10	2	
Reims (F)																				
AMENAGO	1	11/04	13/04	1 094	1 094	0	0	0	0	63	0			P	3 352	0	319	10	13	
CHAT	1	28/09	28/09	712	712	70	0	0	1	131	10			P	1 581	0	63	10	3	
ID CREATIVES	1	20/03	23/03	771	771	68	0	0		86	7			P	10 692	0	319	10	3	
SALONS CE REIMS	1	01/04	02/04	520	520	40	0	0		77	8			T	903	0	142	10	4	
Rennes (F)																				
CAMPING CAR ET CARAVANE	1	07/11	11/11	7 865	7 865	0	0	0	0	8	0			P	5 138	0	98	9	3	
CFIA	1	11/02	13/02	17 905	17 905	1 842	0	0	12	1 045	125	3	0	T	16 479	868	324	10	2	
ENERGIES FROID GRAND OUEST	1	01/10	02/10	918	918	0	0	0	0	59	0			P	501	1	162	9	10	
FOIRE INTERNATIONALE	1	22/03	30/03	31 905	22 017	348	9 888	0	16	569	23	11	2	P	95 889	0	555	10	27	
IDÉES CRÉATIVES	1	13/11	16/11	535	535	16	0	0	2	53	2			P	9 966	0	319	10	3	
SALON DE L'APPRENTISSAGE ET DE L'ALTERNANCE	1	21/02	22/02	657	657	0	0	0	0	70	0			P	10 575	0	334	9	8	
SALONS CE RENNES	2x1	09/10	10/10	545	545	0	0	0	0	76	0			T	1 283	0	142	10	4	
SIT RENNES	1	24/02	26/02	2 285	2 285	0	0	0	0	422	0			P	39 167	0	17	10	3	
SPACE	1	16/09	19/09	61 349	28 932	7 287	32 417	14 275	35	1 317	381	111	77	T	114 718	13 350	644	10	1	
VINS DES VIGNERONS INDEPENDANTS	1	24/01	26/01	1 772	1 772	0	0	0	0	284	0			P	21 501	0	712	10	2	
VINS ET GASTRONOMIE	1	01/11	04/11	3 492	3 492	0	0	0	0	318	0			P	36 831	0	320	10	2	
Ried (A)																				
Automesse	1	3/1	2/2	5 621	5 571	28	50		2	41	1	35	32	P	8 422		494	1	16	
Rimini (I)																				
Congresso internazionale Scivac	1	29/5	1/6	1 938	1 938	858	0	0	9	89	30	0	0	T/P	3 229	80	573	12	1	
ECOMONDO	1	5/11	8/11	36 267	35 967	2 100	300	0	21	832	85	164	58	T	101 144	9 154	600	12	10	
ENADA PRIMAVERA	1	19/3	21/3	10 117	8 323	0	1 794	0	12	121	20	60	47	T	25 208	3 149	600	6	13	
GIOSUN	1	23/10	25/10	1 234	1 234	16	0	0	1	7	1	0	0	T	incl. in SUN		600	6	3	
GLUTEN FREE	1	14/11	17/11	2 932	2 932	0	0	0	16	134	16	24	12	T/P	7 339	284	408	12	2	
KEYENERGY	1	5/11	8/11	6 319	6 319	781	0	0	11	184	31	34	21	T	incl. in ECOMONDO		600	12	9	
RHEX	1	18/1	22/1	3 772	3 756	188	16	0	7	179	13	18	12	T	13 702	505	600	12	2	
RIMINI WELLNESS	1	30/5	2/6	17 729	17 729	1 865	0	0	15	213	28	18	7	T/P	156 402	15 016	600	6	3	
SIA GUEST	1	9/10	12/10	4 735	4 735	182	0	0	4	117	4	38	8	T	incl. in TTG		600	12	2	
SIGEP	1	18/1	22/1	43 977	43 977	3 413	0	0	26	722	100	110	40	T	160 202	34 141	600	12	2	
SUN	1	23/10	25/10	13 466	13 466	934	0	0	8	134	9	21	15	T	27 149	1 086	600	6	12	
T & T	2	23/10	25/10	1 880	1 880	240	0	0	4	44	4	3	2	T	incl. in SUN		600	6	12	
TECNARGILLA	2	24/9	28/9	31 893	31 893	4 893	0	0	18	275	88	84	44	T	30 458	14 822	600	6	5	
TTG	1	9/10	11/10	24 471	24 471	4 951	0	0	85	748	171	1 211	375	T	36 554	5 999	679	6	3	
Riva del garda (I)																				
Expo Riva Schuh	2x1	11/1	14/1	32 685	32 685	0	0	0	38	1 271	927			T	13 213	8 020	601	6	25	
Expo Riva Schuh	2x1	14/6	17/6	32 814	32 814	0	0	0	40	1 158	814	0	0	T	10 868	6 872	601	12	25	
Roanne (F)																				
VINS DE FRANCE	1	04/04	06/04	270	270	0	0	0	0	44	0			P	1 942	0	116	9	2	

2014 EVENTS BY CITY

	Interval Year	Opening date	Closing date	Space					Exhibitors						Visitors				Organizer	Auditor	Industrysector
				Rented Space (sq.m)					Exhibitors with their own stands			Represented firms			Admission for Trade/Public						
				Total	Halls		Open air		from ... countries	Total	Foreign	Total	Foreign	Total	Foreign	Total	Foreign				
					Total	Foreign	Total	Foreign													
Roma (I)																					
BIG BLU	1	12/2	16/2	19 938	19 810	120	128	0	2	198	3	33	17	P	39 448	0	276	6	26		
ENADA	1	15/10	17/10	3 305	3 305	419	0	0	7	69	14	31	27	T	11 438	0	58	6	19		
MOTADAYS	1	6/3	9/3	34 663	25 363	705	9 300	145	15	330	59	74	43	P	68 058	7 200	276	6	16		
PABOGEL	2	23/3	26/3	6 760	6 760	540	0	0	14	207	14	59	6	T/P	20 518	1 048	166	6	2		
Romans (F)																					
FOIRE EXPOSITION DAUPHINE	1	27/09	05/10	21 661	8 830	0	12 831	0	0	435	0	5	0	P	99 965	0	287	10	27		
Rosmalen (NL)																					
Bakkersvak 2014	1	23/3	24/3	2 782	2 782	0	0	0	3	132	9	161	12	T	6 948	176	191		2		
Rostock (D)																					
AUTO Trend - Automobile exhibition	1	4/4	6/4	11 743	6 973		4 770		1	79				P	21 396		607	11	26		
Rostov-on-Don (RU)																					
STIMexpo	1	12/3	15/3	2 555	2 043	205	512	30	13	185	19	42	0	T	6 036	0	192	16	5		
Rotterdam (NL)																					
Gevel	2	22/1	24/1	4 125	4 125	649	0	0	5	104	19	5	1	T	7 400	312	403		5		
Transport & Logistics 2014		11/11	13/11	1 290	1 290	0	0	0	4	65	9	92	15	T	3 940	1 622	191		26		
Rouen (F)																					
CREATIVA	1	25/09	28/09	1 973	1 973	82	0	0	5	162	6			P	23 277	0	608	10	3		
FOIRE INTERNATIONALE	1	28/03	06/04	23 428	10 895	377	12 533	270	22	587	21			P	102 384	0	608	10	27		
SALONS CE ROUEN	2x1	02/10	03/10	751	751	3	0	0	1	108	1			T	1 379	0	142	10	4		
s' Hertogenbosch (NL)																					
Empack 2014	2	2/4	3/4	6 479	6 479	0	0	0	11	324	53	330	54	T	5 056	611	191		11		
Saint-Brieuc (F)																					
BIOGAZ EUROPE	1	29/01	30/01	1 116	1 116	342	0	0		132	41			T	1 557	41	85	9	10		
FOIRE EXPOSITION DES COTES D'ARMOR	1	13/09	21/09	21 246	7 457	45	13 789	0	3	252	3			P	53 202	0	613	10	27		
HABITAT EC	1	22/02	24/02	4 678	4 604	9	75	0	1	232	1			P	12 867	0	613	10	13		
TERRALIES	1	23/05	25/05	3 156	1 561	0	1 595	0	0	152	0			T/P	23 939	0	667	10	1		
VINS ET GASTRONOMIE	1	10/10	12/10	468	468	0	0	0	0	44	0			P	2 931	0	320	10	2		
Saint-Etienne (F)																					
BOIS ENERGIE	1	13/03	16/03	11 927	11 927	2 472	0	0		405	118			T	10 545	0	85	9	10		
CAMPING CAR NEUF	1	09/10	12/10	4 163	4 163	0	0	0	0	9	0			P	557	0	614	10	3		
FOIRE INTERNATIONALE	1	19/09	29/09	20 861	10 216	246	10 645	0	33	361	42			P	94 336	0	614	10	27		
PLAISIRS GOURMANDS	1	21/02	24/02	596	596	0	0	0	0	58	0			P	13 145	0	614	10	2		
Saint-Malo (F)																					
FESTIVAL ETONNANTS VOYAGEURS	1	07/06	09/06	1 545	1 545	18	0	0	2	337	2			P	30 164	0	183	10	3		
PRORESTEL	2	23/03	25/03	2 877	2 877	69	0	0		142	3			T	4 775	17	111	9	2		
VINS ET GASTRONOMIE	1	31/01	03/02	624	624	0	0	0	0	82	0			P	6 870	0	320	10	2		
VIVRE ET HABITER	1	04/04	06/04	2 061	2 061	0	0	0	0	137	0			P	7 547	0	111	9	13		
Salzburg (A)																					
Alles für den Gast Autumn	1	8/11	12/11	25 585	25 549	5 886	36		8	708	215	311	166	T	48 374		588	1	2		
Auto+Gartenmesse	1	21/3	23/3	19 996	19 996	1 373			8	133	35			P	21 450		500	1	16		
Bauen+Wohnen Salzburg	1	2/2	9/2	19 309	19 285	2 814	24		10	523	101	86	62	P	31 332		588	1	5		
Best of Bike	1	15/9	16/9	5 549	5 549	2 340			10	70	39	3	3	P	2 115		588	1	3		
Casa	1	21/2	23/2	7 745	7 745	2 481			9	139	71	70	61	T	5 981		588	1	12		

2014 EVENTS BY CITY

	Interval Year	Opening date	Closing date	Space						Exhibitors						Visitors				Organizer	Auditor	Industry sector	
				Rented Space (sq.m)						Exhibitors with their own stands			Represented firms			Admission for Trade/Public							
				Total	Halls		Open air		from ... countries	Total	Foreign	Total	Foreign	Total	Foreign	Admission for Trade/Public	Total	Foreign					
					Total	Foreign	Total	Foreign															
Salzburg (A)																							
	1	17/10	19/10	19 447	19 447	7 844			10	287	146			P	16 824		500	1	16				
	1	5/9	7/9	9 862	9 862	3 611			12	266	124	79	54	T	7 618		588	1	13				
	1	20/2	23/2	14 400	14 382	6 448	18		40	526	321	268	268	P	38 974		588	1	1				
	1	16/1	18/1	2 979	2 979	1 423			8	179	93			P	1 725		500	1	27				
	1	28/2	2/3	6 931	6 931	4 368			10	254	175	34	27	T	3 666		588	1	25				
Samara (RU)																							
	1	7/10	10/10	928	860	203	68	18	6	89	16	19	2	T	2 381	48	249	16	19				
Samsun (TR)																							
	1	18/11	23/11	4 583	4 583	0				32	0		1	T/P	92 434	0	694	19	16				
Şanlıurfa (TR)																							
	1	10/4	13/4	8 000	8 000	0				104	0		10	T/P	12 000	0	649	19	5				
	1	24/4	27/4	10 000	10 000	0				188	0		10	T/P	15 000	0	649	19	2				
Saumur (F)																							
	1	23/05	26/05	14 335	14 335	0	0	0	0	2	0			P	2 000	0	425	10	27				
Silleda (E)																							
	1	12/6	15/6	38 635	10 150	1 106	2 690	140	15	393	28	74	29	T/P	78 983	25 827	300	13	27				
	2	26/6	28/6	7 389	0	0	5 589	31	16	42	2	90	75	T			300	13	1				
	2	13/3	15/3	5 723	4 233	60	0	0	14	130	3	131	78	T			300	13	1				
Sivas (TR)																							
	1	4/9	7/9	9 000	9 000	200				150	6		9	T/P	80 000	30	631	19	1				
Sochi (RU)																							
	1	10/1	14/1	723	723	0	0	0	2	142	0	36	1	T	1 080	0	642	16	3				
St.Petersburg (RU)																							
	1	23/8	31/8	13 226	4 387	513	8 839	190	14	975	58	49	5	P	85 920	200	200	16	1				
	1	19/3	21/3	1 364	1 208	348	156	54	8	95	30	14	2	T	1 630	0	200	16	10				
	1	28/10	30/10	1 715	1 715	235	0	0	12	146	17	46	6	T	5 050	100	255	16	18				
	1	17/6	20/6	5 032	4 697	986	335	0	14	295	55	48	4	T	7 440	670	598	16	9				
	1	15/4	17/4	7 288	7 288	1 576	0	0	18	409	149	48	9	T	9 176	275	568	16	18				
	1	1/5	4/5	1 416	1 410	56	6	0	5	140	5	8	4	T/P	13 480	130	200	16	22				
	1	5/2	9/2	13 849	13 849	184	0	0	9	539	18	46	7	T	22 820	230	597	16	24				
	1	18/2	20/2	868	868	75	0	0	9	74	9	38	2	T	2 222	67	568	16	19				
	1	23/4	26/4	1 623	1 623	81	0	0	9	147	9	13		T/P	11 290	110	200	16	22				
	1	24/4	27/4	1 828	1 828	71	0	0	7	300	10	10	10	P	18 990	0	255	16	27				
	1	12/3	14/3	3 292	3 292	929	0	0	15	365	121	241	4	T	5 090	250	597	16	19				
	1	7/10	10/10	8 797	8 407	427	390	0	11	339	25	22	2	T	7 003	350	200	16	9				
	2	24/6	27/6	3 203	3 099	952	104	20	18	206	69	27	1	T	3 140	130	200	16	19				
	1	26/11	29/11	3 240	3 240	444	0	0	17	166	31	31	13	T	2 139	107	200	16	22				
Stockholm (S)																							
	1	6/11	9/11	3 385	3 385		0		9	206		31		P	24 016		651	17	22	cf. note			
	1	28/2	9/3	20 372	20 337		35		11	414		438		P	90 414		651	17	26				
	1	13/8	16/8	31 724	31 724		0		20	866				T	15 377		651	17	13				

2014 EVENTS BY CITY

	Interval Year	Opening date	Closing date	Space						Exhibitors						Visitors				Organizer	Auditor	Industry sector	
				Rented Space (sq.m)						Exhibitors with their own stands			Represented firms			Admission for Trade/Public							
				Total	Halls		Open air		from ... countries	Total	Foreign	Total	Foreign	Total	Foreign	Total	Foreign						
					Total	Foreign	Total	Foreign															
Stockholm (S)																							
Formex Vår	1	15/1	18/1	29 790	29 790		0		21	792		1 105		T	17 036		651	17	13				
Fotomässan	1	21/11	23/11	4 698	4 698		0		4	74		37		P	11 601		651	17	3				
GastroNord	2	6/5	9/5	10 999	10 999		0		21	419		194		T	20 155		651	17	2				
Hem & Villa	1	2/10	5/10	9 244	9 244		0		8	325		27		P	41 699		353	17	15				
M.A.X. Manufacturing & Automation Expo	2	18/3	21/3	8 782	8 782		0		10	150		19		T	5 671		652	17	19				
Mitt Kök	1	6/11	9/11	4 627	4 627		0		8	181		76		P	37 076		651	17	2				
Nolia Trädgård	1	25/4	27/4	801	801		0		1	61		4		P	6 503		534	17	3				
Nordbygg - Nordic Building & Construction Fair	2	1/4	4/4	36 581	36 287		294		18	846				T	47 464		651	17	5				
Nordiska Trädgårdar	1	20/3	23/3	8 463	8 463		0		8	321				P	58 329		651	17	3				
Skydd - Säkerhet, Brand & Räddning - Protection & Security Expo	2	14/10	16/10	9 188	9 092		96		12	198		28		T	10 765		651	17	7				
Stockholms Antikmässa - Stockholm Antiques Fair	1	13/2	16/2	4 545	4 545		0		5	240		0		P	24 142		651	17	3				
Stockholms Möbelmässa & Ljus - Stockholm Furniture & Light Fair	1	4/2	8/2	35 964	35 964		0		35	581		42		T	29 851		651	17	12				
Vildmarksmässan	1	7/3	9/3	3 919	3 919		0		9	175		96		P	31 419		651	17	3				
<i>Note: Was arranged at the same time as Mitt kök. The number of visitors includes Mitt kök who had a combo ticket.</i>																							
Umeå (S)																							
Vinordic	2	6/5	9/5	1 067	1 067		0		4	51		26		T	7 498		651	17	2				
Strasbourg (F)																							
SALONS CE STRASBOURG	2x1	25/09	26/09	487	487	17	0	0	3	72	5			T	1 118	0	142	10	4				
BABY	1	29/03	30/03	780	780	165	0	0	0	42	6			P	5 347	0	254	9	3				
BROCANTE ET ANTIQUITE	1	08/02	09/02	2 725	2 725	375	0	0	3	149	29			P	3 593	123	653	10	3				
EGAST	2	15/03	18/03	8 089	7 978	340	111	0	5	273	16			T	20 684	259	653	10	2				
FOIRE EUROPEENNE	1	05/09	15/09	32 742	22 596	2 991	10 146	714	27	981	151			P	192 495	3 347	653	10	27				
GRANDS CEPAGES BLANCS	1	12/04	13/04	328	328	6	0	0	1	49	1			P	1 313	0	653	10	2				
HABITAT	1	04/04	07/04	4 773	4 234	349	540	84	2	199	18			P	10 442	0	653	10	13				
ST-ART - STRASBOURG	1	21/11	24/11	4 939	4 939	1 469	0	0	7	106	30			P	22 271	0	653	10	3				
TOURISSIMO	1	14/02	16/02	7 765	7 765	932	0	0	7	168	48	58	58	P	16 275	0	653	10	3				
VINS DES VIGNERONS INDEPENDANTS	1	21/02	24/02	3 638	3 638	0	0	0	0	590	0			P	53 275	0	712	10	2				
Stuttgart (D)																							
AMB - Intern. exhibition for metalworking	2	16/9	20/9	69 421	69 421	16 233	0		28	1 357	359	33	15	T	90 331	13 550	431	11	19				
ANIMAL - Exhibition for pet ownership	1	15/11	16/11	3 877	3 877	129	0		6	191	10			P	31 247		431	11	3	<i>cf. note 1</i>			
Blickfang - Design trade fair for furniture, jewellery and fashion	1	14/3	16/3	1 688	1 688	279	0		11	206	51			T/P	15 547		94	11	12				
CMT - The holiday exhibition	1	11/1	19/1	61 058	60 828	9 575	230	21	63	1 920	558	78	21	P	239 994	2 400	431	11	4				
didacta - Trade fair for education and training	1	25/3	29/3	33 190	32 872	1 383	318		30	905	81	39	2	T	88 395	1 768	431	11	8				
DIE BESTEN JAHRE - Exhibition for staying active	1	17/11	18/11	1 307	1 307	6	0		2	90	1			P	5 636	563	431	11	27				
FACHDENTAL SÜDWEST - Trade fair for dental surgeries and laboratories	1	10/10	11/10	4 989	4 989	531	0		12	263	29	5	2	T	6 697	67	431	11	22				
FAIR HANDELN - Intern. trade fair focusing on fairtrade	1	10/4	13/4	2 015	2 015	140	0		10	155	22	2	1	P	17 840	178	431	11	27	<i>cf. note 2</i>			
Familie & Heim with Mineralien, Fossilien, Schmuck -The shopping and experience exhibition with minerals, fossils, jewellery	1	15/11	23/11	13 248	13 248	863	0		25	550	63			P	81 652		431	11	27	<i>cf. note 1</i>			

2014 EVENTS BY CITY

	Interval Year	Opening date	Closing date	Space				Exhibitors				Visitors				Organizer	Auditor	Industrysector	
				Rented Space (sq.m)				Exhibitors with their own stands		Represented firms		Admission for Trade/Public	Total						
				Total	Halls		Open air		from ... countries	Total	Foreign		Total	Foreign	Total				
					Total	Foreign	Total	Foreign											
Stuttgart (D)																			
GARTEN outdoor ambiente	1	10/4	13/4	4 817	4 817	71	0	4	152	4			P	43 431	434	431	11	3	cf. note 2
GiveADays - Trade fair for promotional products	2	13/2	15/2	960	960	254	0	13	99	25			T	5 800	522	328	11	4	cf. note 3
Hobby + Elektronik - Exh. for computers and electronics	1	20/11	23/11	3 548	3 500		48	1	109				P	41 049	410	431	11	3	cf. note 1
Interbad - Intern. trade fair for swimming pools, sauna and spas	2	21/10	24/10	15 895	15 873	6 080	22	29	435	181	12	4	T	14 784	4 435	431	11	22	
INTERGASTRA with GELATISSIMO	2	1/2	5/2	45 921	45 921	6 717	0	27	1 229	225	60	18	T	88 696	1 774	431	11	2	
Invest - Trade fair for finance and investment	1	4/4	5/4	3 589	3 589	479	0	10	131	25	1		T	10 368	311	431	11	4	
IT & Business / DMS Expo / CRM-expo - Trade fairs for IT solutions	1	8/10	10/10	6 550	6 550	577	0	14	377	34	9		T	8 564	771	431	11	4	
KREATIV (autumn) - Trade fair for creative design	1	20/11	23/11	4 780	4 780	507	0	15	284	36			P	49 918	998	431	11	3	cf. note 1
KREATIV (spring) - Trade fair for creative design	1	10/4	13/4	2 260	2 260	168	0	5	107	11			P	27 282	273	431	11	3	cf. note 2
LASYS - Intern. trade fair for laser material processing	2	24/6	26/6	3 923	3 923	940	0	18	186	63	3	2	T	5 490	1 208	431	11	19	
LogiMat - Intern. trade fair for distribution, materials, handling and information flow	1	25/2	27/2	35 557	35 457	5 232	100	27	1 004	182			T	32 809	3 871	219	11	26	
Markt des guten Geschmacks - The slow food exhibition	1	10/4	13/4	4 944	4 944	791	0	14	478	120			P	49 171		431	11	2	cf. note 2
Medizin / TheraPro - Medical technology	1	24/1	26/1	3 492	3 492	180	0	7	213	15	5	1	T	8 862	266	431	11	22	
Mineralien, Fossilien, Schmuck (spring) - Minerals, fossils, jewellery	1	11/4	13/4	2 340	2 340	257	0	18	222	46			P	13 842		431	11	3	cf. note 2
MODELL SÜD - Exh. for model making and model railways	1	20/11	23/11	1 728	1 728	90	0	7	77	8			P	37 318	746	431	11	3	cf. note 1
O & S - Intern. trade fair for surface treatments & coatings	2	24/6	26/6	7 338	7 338	909	0	18	317	66			T	6 440	1 404	173	11	19	cf. note 4
parts2clean - Intern. trade fair for industrial parts and surface cleaning	1	24/6	26/6	6 239	6 239	730	0	13	232	42	4	4	T	8 460	1 751	173	11	19	cf. note 4
Pflege & Reha - Trade fair for the care market	2	6/5	8/5	3 608	3 608	56	0	6	172	5	2		T	7 267		431	11	22	
Retro Classics - Classic vehicles	1	13/3	16/3	50 768	50 768	4 413	0	15	779	119			P	80 655	7 259	599	11	26	
Spielemesse - The meeting place for excitement, fun and games	1	20/11	23/11	2 071	2 071	123	0	6	79	7			P	42 084	420	431	11	3	cf. note 1
südback - Trade fair for the bakery and confectionery trades	1	18/10	21/10	29 192	29 180	3 755	12	21	646	92	26	4	T	33 371	4 005	431	11	2	
SÜFFA - Trade fair for the meat industry	1	28/9	30/9	8 814	8 814	449	0	8	263	16	3	2	T	7 733	387	431	11	2	
TV TecStyle Visions - Intern. trade fair for textile decoration and promotion	2	13/2	15/2	8 018	8 018	2 723	0	23	245	96	1	1	T	11 983	1 917	431	11	25	cf. note 3
VISION - Vision technology	2	4/11	6/11	10 243	10 243	4 443	0	31	432	231			T	8 671	3 381	431	11	19	
WETEC - Intern. tradeshow for signmaking, large format printing & light advertising	2	13/2	15/2	3 263	3 263	479	0	11	160	27			T	8 136	814	724	11	4	cf. note 3

Note 1: visitor attendance determined by a representative poll in the combination of Stuttgarter Messeherbst. Multiple answers were permitted

Note 2: visitor attendance determined by a representative poll in the combination of Mineralien- und Fossilienbörse/FAIR HANDELN/GARTEN outdoor ambiente/SLOW FOOD/Kreativ (spring). Multiple answers were permitted

Note 3: visitor attendance determined by a representative poll in the combination of TV TecStyles Vision/WETEC/GiveADays. Multiple answers were permitted

Note 4: visitor attendance determined by a representative poll in the combination of O & S/parts2clean. Multiple answers were permitted

2014 EVENTS BY CITY

	Interval Year	Opening date	Closing date	Space					Exhibitors						Visitors				Organizer	Auditor	Industry sector
				Rented Space (sq.m)					Exhibitors with their own stands			Represented firms			Admission for Trade/Public						
				Total	Halls		Open air		from ... countries	Total	Foreign	Total	Foreign	Total	Foreign	Total	Foreign				
					Total	Foreign	Total	Foreign													
Szczecin (PL)																					
BUD-GRYF	1	28/3	30/3	1 589	1 350	12	239	0	2	150	1			T/P	3 594		521	5	6		
ENERGIA	1	28/3	30/3	333	333	0	0	0	1	23	0			T/P	incl. in Bud-Gryf		521	5	7		
GARDEN/GREEN DESIGN	1	25/4	27/4	969	969	85	0	0	2	54	1			T/P	free entry		521	5	3		
Mama & Child	1	18/10	19/10	786	786	6	0	0	2	53	1			P	2 803		521	5	17		
MARKET TOUR, PIKNIK NA ODRA	1	10/5	11/5	2 046	0	0	2 046	146	3	114	9			T/P	free entry		521	5	2		
ORGANIC	1	10/5	11/5	282	0	0	282	24	2	28	3			T/P	free entry		521	5	2		
WDD Interior Decoration	1	3/10	5/10	964	725	0	239	0	1	79	0			T/P	3 113		521	5	12		
Tampere (SF)																					
Antique Spring 2014	2x1	15/2	16/2	486	486		0		1	43				P	12 474		658	14	3		
Asta Construction 2014	1	14/2	16/2	6 110	5 843		267		3	316				P	16 723		658	14	5		
Energia 2014 - Energy Fair	2	28/10	30/10	7 600	7 366		234		10	341		22		T	8 216		240	14	9		
EuroSafety, Workplace Welfare Fair, Nordic Welding Expo	2	5/11	7/11	6 356	6 356		0		6	209		206		T	7 894		658	14	7		
Finnclean 2014	3	30/9	2/10	3 901	3 761		140		4	147		45		T	7 990		658	14	4		
Finnish Handicrafts 2014 / Tampere Art Fair 2014	1	14/11	16/11	5 238	5 147		91		4	789		0		P	36 348		658	14	3		
Good Age 2014, Healthy Adult 2014	2	25/9	26/9	2 382	2 351		31		2	217		6		T/P	6 542		240	14	22		
HomeVision / Families and Children / Antique Fall 2014	1	30/8	31/8	3 678	3 593		85		1	236		0		P	7 445		658	14	3		
Horses 2014	1	5/4	6/4	4 355	3 948		407		6	161		0		P	14 118		658	14	3		
NordicFood 2014, NordicPack 2014	3	8/10	10/10	3 045	3 045		0		7	125		294		T	3 312		658	14	2		
Subcontracting 2014	1	16/9	18/9	14 858	14 500		358		21	968		802		T	16 817		658	14	4		
Super Fair 2014	1	11/4	13/4	8 280	8 136		144		10	419		0		P	19 451		658	14	3		
Tarbes (F)																					
AGRICULTURE	1	06/03	09/03	12 727	4 491	114	8 236	282	2	283	14	14	1	P	50 659	0	622	10	1		
MARIAGE TARBES	1	18/01	19/01	783	783	0	0	0	0	55	0			P	1 833	0	112	10	27		
Tekirdağ (TR)																					
2nd Çorlu Autoshow	1	15/5	18/5	3 900	3 900	0				21	0		0	T/P	53 000	0	596	19	16		
7th Çorlu Agriculturetech 2014	1	6/8	10/8	10 473	10 473	0				59	0		0	T/P	76 000	760	596	19	1		
DLG-ÖÇP Agriculture and Technology Days 2014	1	14/8	17/8	1 056	1 056	48				74	3		14	T/P	17 243	258	178	19	1		
Tokat (TR)																					
Tokat Agricultural Fair, Agriculture, Livestock and Food Fair	1	23/10	26/10	16 000	16 000	0				150	0		0	T/P	50 000	0	70	19	1		
Torino (I)																					
Affidabilità & Tecnologie	1	20/4	21/4	3 500	3 500	800	0	0	4	169	13	51	51	T	6 238	596	5	6	19		
Artissima 2014 - Internazionale d'Arte Contemporanea	1	7/11	9/11	6 976	6 976	4 388	0	0	28	217	140	0	0	T/P	50 000	10 000	47	6	3		
Automotoretrò	1	7/2	9/2	39 800	24 800	3 600	15 000	0	8	937	250	9	0	T/P	51 807	8 039	83	6	16		
Euromineralexpo	1	3/10	5/10	4 400	4 400	1 450	0	0	20	203	66	0	0	T/P	7 081	1 411	96	6	3		
Expo Ferroviaria 2014	2	1/4	3/4	5 447	4 513	0	934	934	17	170	37	101	62	T	5 729	643	458	6	5		
ITN - Infrastructure, Telematics & Navigation	1	25/9	26/9	1 900	1 700	0	200	0	3	56	4	0	0	T	1 652	108	301	6	5		
Salone Internazionale del Libro - Torino	1	8/5	12/5	33 500	31 500	1 000	2 000	0	16	505	23	660	15	T/P	357 027	2 951	292	6	8		
Salone del Gusto	2	23/10	27/10	50 000	50 000	15 000	0	0	99	1 222	276	0	0	T/P	220 000		634	6	2		











2014 EVENTS BY CITY

Interval Year	Opening date	Closing date	Space						Exhibitors						Visitors			Organizer	Auditor	Industry sector
			Rented Space (sq.m)						Exhibitors with their own stands			Represented firms			Admission for Trade/Public	Total				
			Total	Halls		Open air		from ... countries	Total	Foreign	Total	Foreign	Total	Foreign		Total	Foreign			
	Total	Foreign	Total	Foreign		Total	Foreign		Total	Foreign		Total	Foreign							
Torre Pacheco (E)																				
BODA Y HOGAR	1	21/11	23/11	6 254	4 254	0	0	0	1	111	0	0	0	T/P			385	13	25,13,14,22,24	
DESEMBALAJE DE ANTIGUEDADES	1	26/9	28/9	2 073	2 073	0	0	0	1	91	0	0	0	T/P			385	13	3	
EQUIMUR	1	3/4	6/4	9 555	1 990	0	0	0	1	133	0	0	0	T/P			385	13	1	
EXPOSICIÓN CANINA	1	8/11	9/11	7 656	1 276	0	0	0	1	544	0	0	0	T/P			385, 583	13	1	
HECHO A MANO	1	24/10	26/10	3 452	952	60	0	0	2	43	3	0	0	T/P			385	13	3	
SALON DE LA AUTOMOCION E INDUSTRIAS AFINES	1	5/12	8/12	8 049	8 049	0	0	0	1	43	0	0	0	T/P			385	13	16	
SALÓN DEL VEHÍCULO DE OCASIÓN	1	23/5	25/5	9 752	9 752	0	0	0	1	42	0	0	0	P			385	13	16	
Torun (PL)																				
CHILDREN'S WORLD	1	17/5	18/5	108	75	0	33	0	1	27	0			P	free entry		660	5	13	
GARDEN-AUTUMN	1	6/9	7/9	368	177	0	191	0	1	42	0			P	free entry		660	5	3	
GARDEN-SPRING	1	10/5	11/5	341	171	0	170	0	1	42	0			P	free entry		660	5	3	
INVEST-TOR	1	29/3	30/3	908	890	0	18	0	1	75	0			T/P	3 076		660	5	5	
KONSERWACJE	1	23/10	24/10	190	190	0	0	0	1	25	0			T/P	free entry		660	5	5	
MOTO-TOR	1	4/10	5/10	370	350	0	20	0	1	19	0			T/P	2 189		660	5	16	
REAL ESTATE	1	27/9	28/9	319	314	0	5	0	1	28	0			P	1 337		660	5	15	
TOURISM / RELAX	1	15/3	16/3	353	326	0	27	0	1	73	0			T/P	2 548		660	5	6	
Wedding / Beauty Academy	1	15/11	16/11	190	190	0	0	0	1	62	0			P	free entry		660	5	3	
Toulouse (F)																				
ARTISANS D'ART	1	06/12	14/12	1 377	1 377	0	0	0	0	149	0			P	22 817	0	318	10	13	
FOIRE INTERNATIONALE	1	12/04	21/04	23 646	14 709	845	8 937	75	12	603	43			P	114 196	0	318	10	27	
FORM AVENIR	1	24/01	24/01	1 221	1 221	0	0	0	0	105	0			P	7 955	0	86	9	8	
HABITAT	1	01/10	05/10	4 176	4 042	0	134	0	0	156	0			P	11 105	0	318	10	13	
IMMOBILIER	2x1	03/10	05/10	1 799	1 799	18	0	0	1	121	3	121	3	P	10 947	0	142	10	15	
IMMOBILIER MID	2x1	21/03	23/03	1 851	1 851	9	0	0	2	138	2			P	9 387	0	142	10	15	
INNOVATION CONNECTING SHOW	1	16/09	18/09	2 718	2 718	105	0	0		307	12			T	2 967	99	16	9	21	
MAHANA TOULOUSE	1	21/02	23/02	1 876	1 876	187	0	0	6	195	21			P	10 477	0	142	10	6	
SALONS CE TOULOUSE	2x1	09/10	10/10	886	886	82	0	0	3	130	14			T	1 091	0	142	10	4	
SENIORS TOULOUSE	1	21/02	23/02	402	402	9	0	0	1	50	1			P	11 657	0	142	10	22	
SEPEM INDUSTRIES SUD OUEST	1	23/09	25/09	4 135	4 135	286	0	0		351	15			T	4 156	70	224	9	19	
SMAHRT	2	09/02	12/02	5 155	5 155	135	0	0	3	166	8			T	10 729	0	318	10	2	
VINS ET TERROIRS	1	31/10	02/11	2 825	2 825	128	0	0	2	291	4			P	23 444	0	318	10	2	
Tours (F)																				
PIECES SCAR	2	29/01	30/01	1 611	1 611	126	0	0	4	105	10			P	626	0	620	10	4	
RENCONTRES DE MICROBIOLOGIE	1	18/03	19/03	150	150	42	0	0		25	7			T	110	19	7	9	22	
SALON FOUGERE	1	20/09	21/09	1 979	1 979	21	0	0		194	2			P	9 422	0	617	9	22	
SALONS CE TOURS	1	25/03	26/03	468	468	0	0	0	0	64	0			T	732	0	142	10	4	
VINS DE FRANCE	1	04/02	09/02	578	578	0	0	0	0	60	0			P	3 542	0	116	9	2	
Trabzon (TR)																				
Karmodef Fair	1	14/5	18/5	2 580	2 580	0				25	0		0	T/P	18 000	0	474	19	12	







2014 EVENTS BY CITY

Interval Year	Opening date	Closing date	Space						Exhibitors						Visitors				Organizer	Auditor	Industrysector
			Rented Space (sq.m)						Exhibitors with their own stands			Represented firms			Admission for Trade/Public						
			Total	Halls		Open air		from ... countries	Total	Foreign	Total	Foreign	Total	Foreign	Total	Foreign					
	Total	Foreign	Total	Foreign																	
Troyes (F)																					
ANTIQUE ET BROCANTE D'AUTOMN	1	10/10	12/10	537	537	21	0	0	2	36	2			P	2 223	0	678	10	3		
ARTISANS D'ART	1	14/02	17/02	2 250	2 250	0	0	0	0	110	0			P	4 988	0	678	10	13		
BIEN ETRE	1	17/01	19/01	499	499	9	0	0	0	45	1			P	3 065	0	678	10	22		
CHASSE & PECHE	1	25/04	27/04	1 845	1 845	20	0	0	1	38	1			P	7 720	0	678	10	1		
FOIRE DE CHAMPAGNE	1	23/05	01/06	8 150	4 070	42	4 080	0	2	228	4			P	41 017	0	678	10	27		
GASTRONOMIE	1	08/11	11/11	1 817	1 817	9	0	0	1	152	1	151	1	P	19 242	0	678	10	2		
HABITAT ET DECORATION	1	26/09	29/09	2 646	2 491	0	155	0	0	148	0	148	0	P	6 804	0	678	10	13		
LOISIRS CREATIFS	1	12/09	14/09	256	256	20	0	0	1	25	2			P	3 469	0	678	10	27		
Turku (SF)																					
BabyBoom & Kids 2014	2	13/9	14/9	1 120	1 070		50		2	86		5		P	3 342		685	14	3		
Building & Decorating 2014	1	31/1	2/2	6 549	6 289		260		3	261		55		P	17 104		685	14	12		
Caravan Show 2014	1	10/1	12/1	5 580	5 506		74		2	54		13		P	7 361		686	14	3		
Down by the Sea 2014	1	14/3	16/3	4 939	4 830		109		4	107		4		P	6 317		685	14	26		
NaviGate 2014	2	19/11	20/11	897	897		0		1	76		40		T	1 397		685	14	26		
Turku Art & Antique Fair 2014	1	22/3	23/3	2 368	2 312		56		3	105		25		P	10 031		685	14	3		
Turku Boat Fair 2014	1	17/10	19/10	3 109	3 068		41		2	57		0		P	3 081		686	14	26		
Turku Book Fair 2014, Turku Food and Wine Fair 2014 and Science Fair 2014	1	3/10	5/10	3 776	3 740		36		3	213		54		P	23 658		685	14	8		
Turku Garden Fair and Traditional Homes 2014	1	28/3	30/3	2 826	2 707		119		5	162		9		P	12 513		685	14	3		
Woman Skills 2014	1	24/10	26/10	2 129	2 097		32		2	223		14		P	8 710		685	14	3		
Ufa (RU)																					
Gas. Oil. Technology	1	22/4	25/4	5 659	3 926	651	1 733	0	13	308	41	62	5	T	9 508	95	79	16	9		
Utrecht (NL)																					
Beauty Salon dimensions 2014	1	13/9	15/9	5 399	5 399	635	0	0	6	143	23	9	0	T	10 782	83	403		14		
Beauty Trade special 2014	1	29/3	31/3	8 172	8 172	1 054	0	0	6	198	34	18	1	T	16 927	107	403		14		
Bike MOTION Benelux	1	17/10	20/10	12 525	12 525	4 942	0	0	22	210	85	10	6	T/P	28 085	3 370	403		3		
ESEF	2	11/3	14/3	10 132	10 132	1 790	0	0	21	333	63	125	54	T	25 698	1 765	403		19		
ICT & Logistiek 2014	1	29/10	30/11	2 362	2 362	229	0	0	7	110	12	6	0	T	3 730	137	403		21		
Industrial Processing	2	30/9	3/10	4 873	4 873	663	0	0	9	144	23	38	11	T	15 389	1 454	403		19		
Infosecurity.nl	1	29/10	30/10	2 284	2 284	424	0	0	11	90	21	12	5	T	8 001	208	403		21		
Kampeer & Caravan Jaabeurs	1	8/10	12/10	22 303	22 303	3 427	0	0	11	149	23	7	2	P	35 325	353	403		3		
KreaDoe	1	5/11	9/11	4 905	4 905	239	0	0	7	275	14	1	0	P	36 262	363	403		3		
Macropak	2	30/9	3/10	6 668	6 668	1 181	0	0	9	184	39	12	4	T	15 389	1 454	403		11		
MOTORbeurs Utrecht	1	20/2	23/2	23 265	23 265	1 482	0	0	12	292	52	15	4	P	89 761	898	403		16		
Najaarsbeurs 2014	1	31/8	2/9	20 540	20 540	3 286	0	0	14	412	62	16	0	T	10 339	517	403		13,24,25,12		
Overheid & ICT	1	9/4	10/4	2 294	2 294	42	0	0	5	123	4	2	0	T	4 790	55	403		21		
Storage Expo	1	29/10	30/10	1 600	1 600	163	0	0	7	53	11	7	3	T	8 001	208	403		21		
Support	2	7/5	10/5	6 050	6 050	116	0	0	7	192	10	21	2	T	17 433	432	403		22		
Taste of Christmas	1	12/12	14/12	1 127	1 127	15	0	0	3	57	3	4	1	P	8 568	0	403		2		
Techni-Show	2	11/3	14/3	24 873	24 873	3 632	0	0	8	365	66	32	10	T	40 436	3 349	403		19		
Tooling Event	1	29/10	30/10	785	785	154	0	0	4	21	5	10	1	T	8 001	208	403		21		
Trade Mart 2014	all year			19 228	19 228	0	0	0	0	307	0	0	0	T	48 500	0	403		13,24,25,12		
Vakantiebeurs 2014 (incl. Camping by Night)	1	14/1	19/1	21 753	21 753	5 655	0	0	0	1 454	0	0	0	T/P	117 520	2 868	403		4		

2014 EVENTS BY CITY

	Interval Year	Opening date	Closing date	Space						Exhibitors						Visitors				Organizer	Auditor	Industrysector	
				Rented Space (sq.m)						Exhibitors with their own stands				Represented firms		Admission for Trade/Public	Total						
				Total	Halls		Open air		from ... countries	Total	Foreign	Total	Foreign	Total	Foreign		Total	Foreign					
					Total	Foreign	Total	Foreign								Total			Foreign				
Utrecht (NL)																							
	VIV Europe	4	22/4	24/4	24 220	24 220	15 781	0	0	47	517	387	12	6	T	20 214	14 589	403		1			
	Voorjaarsbeurs 2014	1	9/3	11/3	21 568	21 568	2 597	0	0	12	438	65	21	2	T	11 484	574	403		13,24,25,12			
	VSK	2	10/2	14/2	20 387	20 387	1 739	0	0	10	299	41	15	3	T	39 813	1 778	403		5			
	Welkom in de Zorg	2	14/5	15/5	731	731	20	0	0	2	31	1	5	0	T	1 731	17	403		22			
	Zorg & ICT 2014	1	25/3	27/3	4 518	4 518	186	0	0	5	176	10	19	2	T	9 139	211	403		21			
Valencia (E)																							
	BEAUTY FORUM SPAIN - 4º Salón profesional de Estética, spa y uñas	1	1/3	2/3	936	609	54	0	0	5	33	4	0	0	P	2 429		264, 350	13	14			
	CEVISAMA - 32º Salón Internacional de cerámica para arquitectura, equipamiento de baño y cocina, piedra natural materias primas, esmaltes, fritas, colores y maquinaria.	1	11/2	14/2	43 450	42 590	4 501	0	0	38	407	81	292	133	T	103 195	18 097	264	13	5	cf. note 1		
	CREATIVA- 2º salon de las manualidades, labores y bellas artes	1	3/4	6/4	1 718	1 307	193	0	0	3	89	17	58	9	P			264, 147	13	3			
	DIA MAGICO BY FIMI - 2ª Feria de comunión y ceremonia	1	16/5	18/5	1 292	1 292	35	0	0	3	54	2	0	0	T	1 329	35	264	13	25			
	DOS RUEDAS - VLC BIKE 2ª Salon de la Moto y Bicicleta	1	7/11	9/11	10 028	4 809	16	0	0	2	40	1	0	0	P			264	13	16			
	DREAMHACK VALENCIA	1	17/7	20/7	7 992	1 219	177	0	0	7	22	6	0	0	P	2 819	193	264, 181	13	21			
	ENCAJA - 2ª Feria del almacenaje, la distribución y punto de venta	1	1/10	2/10	3 560	1 553	16	0	0	2	61	1	0	0	T	1 073	28	264	13	4			
	EUROBRICO - 8ª Feria Internacional del bricolaje	2	1/10	3/10	6 665	5 932	416	0	0	13	140	15	133	54	T	14 220	865	264	13	19	cf. note 2		
	FERIA DEL AUTOMOVIL - FERIA VEHICULO DE OCASIÓN - 17ª Feria del automovil	1	4/12	8/12	33 516	19 580	0	0	0	1	55	0	0	0	P			264	13	16			
	FERIA HABITAT VALENCIA - 50ª Feria Internacional del Mueble	1	11/2	14/2	7 731	6 938	576	0	0	8	178	24	5	1	T	incl. in CEVISAMA		264	13	12			
	FERIA VEHICULO SELECCIÓN OCASIÓN - 6ª Feria Vehiculo Ocasión	1	11/4	13/4	5 181	4 901	0	0	0	1	25	0	0	0	P			264	13	16			
	FIESTA Y BODA- 16º Salon productos y servicios para eventos y celebraciones	1	7/11	9/11	3 016	1 896	9	0	0	2	129	1	0	0	P			264	13	3,24,25			
	FIMI - 78ª Feria Internacional de la Moda Infantil y Juvenil	2x1	24/1	26/1	4 401	3 281	484	0	0	10	158	22	13	5	T	5 498	455	264	13	25			
	FIMI - 79ª Feria Internacional de Moda Infantil - Juvenil	2x1	4/7	6/7	4 712	4 143	793	0	0	12	185	30			T	3 172	289	264	13	25			
	FIMMA - 36ª Feria Internacional de maquinaria y herramientas para la madera.	2	11/2	14/2	4 847	4 799	995	0	0	13	112	39	72	32	T	incl. in CEVISAMA		264	13	5			
	FIV / EXPOJOVE	1	26/12	4/1	22 810	22 313	0	0	0	1	91	0	0	0	P			264	13	3			
	FORINVEST- 7º Foro-Exposición Internacional de productos y servicios financieros, inversiones, seguros y soluciones tecnológicas para el sector	1	12/3	14/3	2 045	1 239	9	0	0	2	89	1	0	0	T	4 064	15	264	13	4			
	HYGIENALIA + PULIRE - 2ª Feria de la Limpieza e higiene profesional	2	4/2	6/2	2 674	2 517	435	0	0	7	85	22	0	0	T	2 836	145	264, 14	13	22			
	IBERFLORA - 43ª Feria Internacional de planta, flor, jardinería, tecnología y bricojardin	1	1/10	3/10	12 574	10 374	882	0	0	16	257	40	144	61	T	incl. in EUROBRICO		264	13	1			
	MADERALIA - 36ª Feria Internacional de proveedores para el sector de la madera -mueble	1	11/2	14/2	6 926	6 926	754	0	0	21	169	28	109	57	T	incl. in CEVISAMA		264	13	5			

2014 EVENTS BY CITY

	Interval Year	Opening date	Closing date	Space						Exhibitors						Visitors				Organizer	Auditor	Industrysector	
				Rented Space (sq.m)						Exhibitors with their own stands			Represented firms			Admission for Trade/Public							
				Total	Halls		Open air		from ... countries	Total	Foreign	Total	Foreign	Total	Foreign	Total	Foreign						
					Total	Foreign	Total	Foreign										Total	Foreign				Total
Valencia (E)																							
				RETRO AUTO&MOTO VALENCIA	1	17/10	19/10	16 274	6 361	0	0	0	1	100	0	0	0	P			264, 227	13	16
				SIF - 25 Salón Internacional de la franquicia, oportunidades de negocio y comercio asociado.	1	16/10	18/10	3 944	2 591	129	0	0	5	110	4	0	0	T	5 178	74	264	13	4
				SPORTS UNLIMITED - 6º Club de negocios para el sector deportivo: equipación para instalaciones deportivas, equipacion personal y area bike	1	20/5	22/5	167	167	27	0	0	3	20	2	0	0	T	138		264, 71	13	3
				STOCK CITY - 6ª Feria Outlet	2x1	11/4	13/4	2 479	2 339	218	0	0	2	140	12	0	0	P			264, 109	13	27
				STOCK CITY - 7ª Feria Outlet	2x1	14/11	16/11	2 390	2 310	0	0	0	1	147	0	0	0	P			264, 109	13	27
				TEXTIL HOGAR (integrada en FERIA HABITAT VALENCIA)	1	11/2	14/2	398	398	0	0	0	3	14	0	3	2	T	incl. in CEVISAMA		264	13	12
				VEGETAL WORLD -2º Foro profesional de la innovación y tecnología agraria.	1	1/10	3/10	4 438	3 856	0	0	0	2	104	0	53	1	T	incl. in EUROBRICO		264	13	1
Note 1: The number of visitors include those of FERIA HABITAT VALENCIA, FIMMA, MADERALIA and TEXTIL HOGAR																							
Note 2: Visitors include those of IBERFLORA and VEGETAL WORLD																							
Valladolid (E)																							
				80 FERIA INTERNACIONAL DE MUESTRAS	1	6/9	13/9	15 291	7 850	210	161	0	3	115	14	0	0	P	173 873	0	265	13	27
				EXPOBIOMASA	1	21/10	23/10	11 972	7 840	1 930	4 132	50	25	224	54	322	153	T	15 086	1 368	74		1
				INTUR /FERIA INTERNACIONAL DEL TURISMO DE INTERIOR	1	27/11	30/11	6 315	6 215	746	0	0	16	233	53	558	18	T	37 328	2 985	265	13	6
Van (TR)																							
				2nd Van Solar Energy and Renewable Energy Fair	1	18/9	21/9	2 100	2 100	0				22	0		0	T/P	27 500	732	22	19	9
				5th Van Construction and Building Materials, Elements, Building and Construction Machinery and Equipment Fair	1	4/9	7/9	7 200	7 200	224				48	6		3	T/P	6 240	532	22	19	5
				5th Van Tourism and Travel Fair	1	18/9	21/9	6 500	6 500	300				80	11		0	T/P	27 500	732	22	19	6
				Garden Furniture, Park, City, Municipality Necessities and Sport Facilities Fair	1	4/9	7/9	2 110	2 110	120				24	5		0	T/P	6 200	532	22	19	10
Vannes (F)																							
				CONCHYLICULTURE	1	16/09	17/09	1 569	1 469	27	100	0	3	60	3	3	0	T	1 531	60	124	10	1
				CHOCOLAT	1	08/11	11/11	741	741	18	0	0	1	67	1			P	13 383	0	124	10	2
				ECOTERRITORIALES	1	18/06	19/06	888	888	9	0	0	1	89	1			T	939	0	124	10	10
				FOIRE EXPOSITION	1	24/09	29/09	8 522	5 869	126	2 653	0	2	247	4			P	11 153	0	124	9	27
				HABITAT EXPO	1	15/02	17/02	3 062	3 062	0	0	0	0	161	0			P	9 110	0	320	10	13
				NAUTIQUE	1	21/03	23/03	3 093	2 393	0	700	0	0	73	0			P	6 000	0	124	10	3
				VINS ET GASTRONOMIE	1	22/02	24/02	1 075	1 075	0	0	0	0	144	0			P	13 564	0	320	10	2
Verdun (F)																							
				FOIRE EXPOSITION	1	11/09	15/09	24 097	3 310	24	20 787	100	3	397	3			P	24 783	0	709	10	27
				MARIAGE	1	25/10	26/10	917	917	0	0	0	0	39	0			P	1 170	0	709	10	27
				FIERAGRICOLA	2	6/2	9/2	39 787	36 568	1 355	3 219		16	562	44	430	25	P	139 423	19 113	213	11	1
				MARMOMACC - Abitare il tempo	1	24/9	27/9	75 800	61 851	26 526	13 949	3 999	58	1 546	913	46	5	T	63 799	35 476	213	11	5
				SAMOTER	3	8/5	11/5	30 472	18 788	1 801	11 684	583	29	416	74	37	32	T	38 295	5 767	213	11	5
				Vinitaly - SOL&AGRIFOOD - Enolitech	1	6/4	9/4	90 641	89 963	679	678		30	4 229	122	401	62	T	150 170	54 670	213	11	5

2014 EVENTS BY CITY

	Interval Year	Opening date	Closing date	Space						Exhibitors						Visitors				Organizer	Auditor	Industry sector
				Rented Space (sq.m)						Exhibitors with their own stands			Represented firms			Admission for Trade/Public						
				Total	Halls		Open air		from ... countries	Total	Foreign	Total	Foreign	Total	Foreign	Total	Foreign	Total	Foreign			
	Total	Foreign	Total	Foreign		Total	Foreign	Total	Foreign	Total	Foreign			Total	Foreign							
Verona (I)																						
	1	6/11	9/11	75 941	50 887	10 067	25 054	3 590	31	650	156	0	0	T/P	160 040	21 137	711	6	3			
	2	11/6	13/6	938	938	176	0	0	6	31	4	0	0	T	4 488	1 260	711	6	19			
	2	11/6	13/6	7 823	7 823	1 381	0	0	29	316	117	0	0	T	10 807	3 539	711	6	19			
	1	24/1	26/1	61 939	57 276	8 130	4 663	1 244	21	506	94	0	0	P	140 105	17 445	711	6	16			
	2	19/2	23/2	36 735	32 442	0	4 293	0	35	524	154	133	95	T/P	74 689	9 589	711	12	9			
Vertou (F)																						
	1	14/02	17/02	492	492	0	0	0	0	80	0	0	0	P	8 744	0	320	10	2			
Vicenza (I)																						
	1	16/10	19/10	7 812	7 812	812	0	0	10	304	53	0	0	P	56 235	0	273	12	3			
	1	20/2	23/2	6 960	6 960	456	0	0	8	236	27	0	0	P	36 212	0	273	12	3			
	1	8/2	10/2	6 772	6 772	444	0	0	8	181	20	0	0	P	31 888	0	273	12	3			
	1	8/2	10/2	4 918	4 918	209	0	0	7	131	18	0	0	P	incl. in HUNTING SHOW		273	12	3			
	1	18/1	23/1	3 360	3 360	576	0	0	11	122	28	0	0	T	incl. in VICENZAORO		273	12	19			
	1	6/9	10/9	24 965	24 965	5 400	0	0	26	1 014	264	0	0	T	11 117	3 800	273	12	24			
	1	10/5	13/5	25 710	25 710	6 469	0	0	27	1 003	263	0	0	T	6 841	2 615	273	12	24			
	1	18/1	23/1	23 876	23 876	6 400	0	0	28	1 106	325	0	0	T	16 416	7 763	273	12	24			
Voujeaucourt (F)																						
	1	24/01	27/01	1 179	1 179	0	0	0	0	82	0			P	4 208	0	128	9	13			
Wächtersbach (D)																						
	1	24/5	1/6	10 029	5 510	314	4 519	36	10	339	16			P	59 027		497	11	27			
Warszawa (PL)																						
	1	13/3	16/3	585	394	4	191	0	2	35	1			T/P	15 297		519	5	3			
	1	17/9	18/9	138	138	6	0	0	2	18	1			T	224		734	5	17			
	1	8/5	9/5	50	50	6	0	0	2	8	1			T/P	free entry		734	5	19			
	1	2/10	4/10	2 842	2 842	226	0	0	12	301	20			T/P	5 130		471	5	24			
	1	6/9	7/9	1 333	1 333	0	0	0	1	130	0			P	6 427		523	5	15			
	1	9/4	10/4	1 586	1 586	375	0	0	18	131	30			T	5 107		191	5	11			
	1	5/2	6/2	88	88	18	0	0	5	18	4			T	346		734	5	10			
	1	22/5	25/5	4 227	4 012	408	215	0	23	720	120			T/P	63 114		523	5	8			
	1	3/4	6/4	7 035	6 849	293	186	0	15	453	25			T/P	40 329		523	5	3			
Wels (A)																						
	1	4/4	6/4	20 860	13 722	1 161	7 138	684	10	102	479			P	40 226		498	1	3			
Wien (A)																						
	2	28/1	31/1	14 446	14 446	2 120			11	237	74	80	57	T	14 067		589	1	5			
	1	13/2	16/2	21 148	21 148	2 247			13	538	74	132	94	P	35 221		589	1	5			
	1	16/1	19/1	13 212	13 212	3 914			54	700	334	8	7	P	148 782		589	1	4			
	1	23/3	25/3	5 226	5 226	965			12	200	50	45	27	T	7 538		589	1	2			
	1	6/5	8/5	11 657	11 657	2 610			12	238	98	93	69	T	14 973		589	1	19			
	1	6/5	8/5	7 683	7 683	1 279			9	215	53	24	15	T	14 973		589	1	19			
	1	16/1	19/1	19 550	19 550				1	39				P	148 782		589	1	16			
	1	15/3	16/3	1 112	1 112				1	92				P	63 666		589	1	15			
	1	8/3	16/3	25 935	25 935	4 246			16	513	101	23	6	P	63 666		589	1	12			

2014 EVENTS BY CITY

	Interval Year	Opening date	Closing date	Space						Exhibitors						Visitors				Organizer	Auditor	Industry sector
				Rented Space (sq.m)						Exhibitors with their own stands			Represented firms			Admission for Trade/Public						
				Total	Halls		Open air		from ... countries	Total	Foreign	Total	Foreign	Total	Foreign	Total	Foreign					
					Total	Foreign	Total	Foreign														
Wilkowice (PL)																						
Roltechnika	1	23/8	24/8	2 540	0	0	2 540	0	1	33	0			T/P	21 649		519	5	1			
Wroclaw (PL)																						
Dentamed	1	7/11	8/11	1 044	1 044	35	0	0	10	132	14			T	2 192		661	5	22			
Jarmark Kamieniarski	1	28/3	30/3	491	491	104	0	0	10	68	13			T/P	1 687		310	5	5			
Kamien - Stone	1	6/11	8/11	1 633	1 621	558	12	0	10	126	39			T/P	4 479		310	5	5			
Yozgat (TR)																						
Yozgat 5th Agriculture, Food and Livestock Fair	1	24/4	27/4	11 850	11 850	0				130	0			T/P	87 000	0	419	19	1			
Zagreb (HR)																						
Ambienta	1	15/10	19/10	3 064	2 888	242	176		6	94	6	108	49	P	12 812		731	1	12			
BIAM	2	9/4	12/4	2 329	2 234	935	95		7	52	18	130	126	P	3 694		731	1	19			
Nautikmesse	1	19/2	23/2	4 625	4 617	240	8		6	114	12	175	124	P	16 098	161	731	1	26			
Zaragoza (E)																						
CREATIVA ZARAGOZA	1	28/2	2/3	680	680	0	0	0	1	54	0	0	0	P			266, 148	13	3			
DEMOVERDE	1	18/9	20/9	8 750	275	0	8 475	0	18	37	0	90	85	T	1 181	15	266, 39	13	1			
EXPOSICION INTERNACIONAL CANINA	1	1/2	2/2	2 978	0	0	0	0	1	1 761	0	0	0	P			126		3			
FERIA GENERAL	1	8/10	13/10	38 510	38 510	105	0	0	4	88	6	0	0	P			266	13	27			
FERIA INTERNACIONAL DE LA MAQUINARIA AGRICOLA	2	11/2	15/2	78 759	63 081	6 957	70	0	33	528	102	526	486	T	5 050	493	266	13	1			
FERIA PROFESIONAL DEL MUEBLE	2	23/1	26/1	38 816	38 816	4 801	0	0	6	400	48	4	1	T	14 020	352	266	13	12			
LOGIS EXPO - STOCK - TRAILER	2	1/3	3/3	2 349	2 349	32	0	0	7	30	2	65	20	T	415	0	266	13	26			
MENUDA FERIA-SALON PARA PAPAS,MAMAS Y NIÑOS DE 0 A 14 AÑOS	1	8/11	9/11	760	467	0	0	0	1	42	0	0	0	P			266, 384	13	3			
NUPZIAL - SALON DE SERVICIOS PARA CONGRESOS,BODAS Y ACONTECIMIENTOS	1	7/11	9/11	3 653	1 956	0	0	0	1	100	0	2	0	P	3 316	0	266	13	3			
SALON ARAGONES DEL TURISMO	1	30/5	1/6	1 943	1 943	39	0	0	3	38	3	1	0	T/P			266	13	6			
SALON DE LENCERIA Y BAÑO	1	8/2	9/2	561	561	188	0	0	6	27	7	0	0	T	375	1	266	13	25			
SALON INTERNACIONAL DE MAQUINARIA PARA OBRAS PUBLICAS, CONSTRUCC. Y MINERIA	3	1/4	5/4	15 667	15 607	2 192	60	0	28	197	38	262	228	T	8 002	398	266	13	5			
SALON INTERNACIONAL DEL AGUA Y DEL MEDIO AMBIENTE	2	4/3	7/3	14 337	13 474	1 579	0	0	26	231	35	297	280	T	8 202	386	266	13	10			
SID TECNODEPORTE - EXPO ALCALDIA	2	4/3	6/3	2 898	2 898	0	0	0	8	47	0	25	8	T	456	14	266	13	4			
STOCK AUTOMOVIL	1	29/5	1/6	21 794	21 794	0	0	0	1	46	0	0	0	P			266	13	16			
Zürich (CH)																						
Absolventen-Kongress	1	11/12	11/12	2 000	2 000		0	0		90				T/P	3 400		650		8			
Architect@work	1	7/5	8/5	2 160	2 160		0	0		180				T/P	2 452		727		5			
Auto Zürich Car Show	1	6/11	9/11	21 400	21 400		0	0		227				T/P	59 426		72		16			
Baby und Kids Messe	1	7/3	9/3	985	985		0	0		83				T/P	4 456		526		8			
Bauen & Modernisieren	1	4/9	7/9	12 500	12 500		0	0		550				T/P	32 000		733		5			
Beauty Forum Swiss	1	1/3	2/3	4 700	4 700		0	0		150				T/P	11 000		351		14			
Berufsmesse Zürich	1	18/11	22/11	5 169	5 169		0	0		120	0			T/P	48 307	2 415	470		8			
CE Expo	1	14/9	16/9	5 595	5 595		0	0		55				T/P	2 700		115		18			
Corporate Health Convention	1	8/4	9/4	324	324		0	0		61				T/P	1 326		99		22			
CREATIVA Zürich	1	2/10	5/10	1 300	1 300		0	0		75	10			T/P	21 000	500	470		3			

2014 EVENTS BY CITY

Interval Year	Opening date	Closing date	Space						Exhibitors						Visitors			Organizer	Auditor	Industrysector
			Rented Space (sq.m)						Exhibitors with their own stands			Represented firms			Admission for Trade/Public	Total				
			Total	Halls		Open air		from ... countries	Total	Foreign	Total	Foreign	Total	Foreign		Total	Foreign			
				Total	Foreign	Total	Foreign													
Zurich (CH)																				
CSI Expo	1	24/1	26/1	1 200	1 200			0	0						T/P	21 364		164		3
Designmesse.ch	1	16/5	18/5	614	614			0	0						T/P	2 727		171		12
Fespo	1	30/1	2/2	8 823	8 823			0	0						T/P	65 000		252		6
Fest- und Hochzeitsmesse	1	11/1	12/1	5 054	5 054			0	0						T/P	8 800		539		3
Giardina	1	12/3	16/3	14 500	14 500			0	0		38				T/P	58 000	2 900	470		3
IFAS	2	21/10	24/10	14 203	14 203			0	0			34			T/P	16 590	962	470		22
Maintenance	1	5/2	6/2	1 134	1 134			0	0						T/P	1 200		190		5
Mineralientage Zürich	1	22/11	23/11	550	550			0	0						T/P	3 000		508		3
Ormaris Zürich	1	19/1	21/1	12 400	12 400			0	0						T/P	10 200		546		3
Personal Swiss	1	8/4	9/4	2 000	2 000			0	0						T/P	4 476		648		8
Powertage	2	3/6	5/6	2 270	2 270			0	0			13			T/P	2 260	198	470		19
Salon du chocolat	1	4/4	6/4	3 840	3 840			0	0						T/P	13 479		226		2
Slow Food Market	1	14/11	16/11	1 457	1 457			0	0						T/P	12 375		247		2
SuisseEMEX	1	26/8	28/8	10 580	10 580			0	0						T/P	11 600		210		4
Swiss Office Management	1	10/9	11/9	698	698			0	0						T/P	1 051		95		4
Swiss Online Marketing	1	9/4	10/4	4 000	4 000			0	0						T/P	4 225		648		4
SWISS-MOTO	1	20/2	23/2	15 815	15 815			0	0			27			T/P	66 557	3 300	470		16
TopSoft	1	7/5	8/5	1 800	1 800			0	0						T/P	2 850		621		21
Weihnachtssammlerbörse	1	5/12	8/12	2 500	2 500			0	0						T/P	15 000		472		3
Welt der Verpackung	1	26/3	27/3	4 993	4 993			0	0						T/P	4 095		190		11
WIWA	1	21/11	24/11	5 969	5 969			0	0						T/P	14 000		722		4
Women's Expo Switzerland	1	25/5	25/5	2 000	2 000			0	0						T/P	1 200		125		8
Züspa	1	26/9	5/10	12 576	12 576			0	0			49			T/P	97 000	1 070	470		27